

消费类产品目录

MOLDING/SMD INDUCTORS/FILTERTRANSFORMER/EMS

湖南华晟电通科技有限公司

HUNAN HUASUN TECHNOLOGY CO.,LTD

HRBN SERIES

FEATURES



- RoHS compliant
- Super low resistance, ultra high current rating
- High performance (Isat) realized by metal dust core
- Frequency Range: up to 1MHz

Applications

- Laptops and PCs
- Switchs and servers
- Base stations
- DC/DC converters

ORDERING CODE

HRBN	0603	A	100	□	P	N	00
(1)	(2)	(3)	(4)	(5)	(6)	(7)	(8)

M : ±20% Y : ±25% T : ±30%

(1) Type
(2) Dimensions
(3) Material code
(4) Inductance
(5) Inductance Tolerance
(6) Surface
(7) Colour
(8) Tail code

Shape and Dimensions

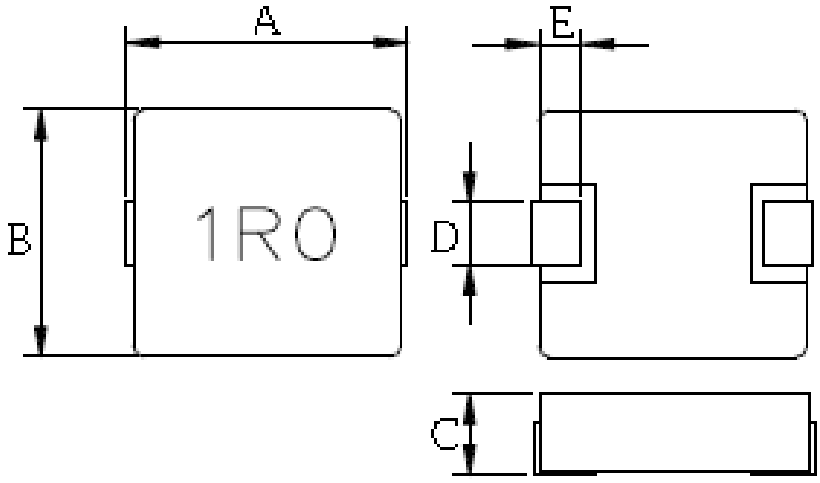

Dimensions in mm

TYPE	A	B	C	D	E
HRBN0415A	4.49±0.40	4.06±0.30	1.5max	1.5±0.3	1.1±0.3
HRBN0402A	4.49±0.40	4.06±0.30	2.0max	1.5±0.3	1.1±0.3
HRBN0515A	5.6±0.3	5.3max	1.5max	2.0±0.3	1.2±0.3
HRBN0518A	5.6±0.3	5.3max	1.8max	2.0±0.3	1.2±0.3
HRBN0502A	5.6±0.3	5.3max	2.0max	2.0±0.3	1.2±0.3
HRBN0503A	5.6±0.3	5.3max	3.0max	2.0±0.3	1.2±0.3
HRBN0615A	7.6max	6.6±0.3	1.5max	3.0±0.3	1.6±0.5
HRBN0618A	7.6max	6.6±0.3	1.8max	3.0±0.3	1.6±0.5
HRBN0602A	7.6max	6.6±0.3	2.0max	3.0±0.3	1.6±0.5
HRBN0624A	7.6max	6.6±0.3	2.4max	3.0±0.3	1.6±0.5
HRBN0603A	7.6max	6.6±0.3	3.0max	3.0±0.3	1.6±0.5
HRBN0604A	7.6max	6.6±0.3	4.0max	3.0±0.3	1.6±0.5
HRBN0605A	7.6max	6.6±0.3	5.0max	3.0±0.3	1.6±0.5
HRBN0705A	7.8±0.5	7.8±0.5	5.0MAX	5.0±0.3	1.6±0.5
HRBN1003A	11.0±0.5	10.0±0.3	3.0max	3.0±0.3	2.0±0.5
HRBN1004A	11.8max	10.5max	4.0max	3.0±0.3	2.0±0.5
HRBN1005A	11.0±0.5	10.0±0.3	5.0max	3.0±0.3	2.0±0.5
HRBN1235A	13.5±1.0	12.8±0.5	3.5max	3.5±0.5	2.5±0.5
HRBN1205A	13.5±1.0	12.8±0.5	5.0max	3.5±0.5	2.5±0.5
HRBN1265A	13.5±1.0	12.8±0.5	6.5max	3.5±0.5	2.5±0.5
HRBN1704A	18.0±1.0	17.0±0.5	4.0max	12.0±0.3	3.3±0.5
HRBN1707A	17.8±1.0	17.0±0.5	7.0max	12.0±0.3	3.3±0.5

HRBN0415A series Standard Specifications

Part No.	Inductance (μH)	Test Freq.	DCR(mΩ) Typ(Max)	Isat(A) Typ	Irms(A) Typ	Tolerance (±%)	Marking
HRBN0415AR22□PN00	0.22	100kHz,1V	9.5(11.0)	11.0	8.00	20,30	R22
HRBN0415AR33□PN00	0.33	100kHz,1V	15.0(19.0)	10.0	7.00	20,30	R33
HRBN0415AR47□PN00	0.47	100kHz,1V	17.0(20.0)	8.00	6.00	20,30	R47
HRBN0415AR68□PN00	0.68	100kHz,1V	19.0(22.0)	7.50	5.00	20,30	R68
HRBN0415A1R0□PN00	1.00	100kHz,1V	38.0(42.0)	7.00	4.00	20,30	1R0
HRBN0415A1R5□PN00	1.50	100kHz,1V	48.0(50.0)	6.00	3.50	20,30	1R5
HRBN0415A2R2□PN00	2.20	100kHz,1V	69.0(85.0)	5.00	3.00	20,30	2R2
HRBN0415A3R3□PN00	3.30	100kHz,1V	120.0(140.0)	3.50	2.30	20,30	3R3
HRBN0415A4R7□PN00	4.70	100kHz,1V	130.0(150.0)	2.80	2.00	20,30	4R7

HRBN0402A series Standard Specifications

Part No.	Inductance (μH)	Test Freq.	DCR(mΩ) Typ(Max)	Isat(A) Typ	Irms(A0 Typ	Tolerance (±%)	Marking
HRBN0402AR10□PN00	0.10	100kHz,1V	3.8(4.5)	23.00	12.00	30	R10
HRBN0402AR22□PN00	0.22	100kHz,1V	5.0(7.0)	16.00	11.00	20,30	R22
HRBN0402AR33□PN00	0.33	100kHz,1V	8.2(10.5)	12.00	10.50	20,30	R33
HRBN0402AR36□PN00	0.36	100kHz,1V	8.5(11.0)	11.00	9.00	20,30	R36
HRBN0402AR47□PN00	0.47	100kHz,1V	11.0(14.0)	10.00	7.00	20,30	R47
HRBN0402AR56□PN00	0.56	100kHz,1V	14.0(18.0)	9.50	6.50	20,30	R56
HRBN0402AR68□PN00	0.68	100kHz,1V	15.0(20.0)	8.00	6.00	20,30	R68
HRBN0402A1R0□PN00	1.00	100kHz,1V	23.0(27.0)	7.00	4.50	20,30	1R0
HRBN0402A1R2□PN00	1.20	100kHz,1V	28.0(33.0)	6.50	4.00	20,30	1R2
HRBN0402A1R5□PN00	1.50	100kHz,1V	30.0(36.0)	6.00	4.00	20,30	1R5
HRBN0402A2R2□PN00	2.20	100kHz,1V	49.0(58.0)	5.00	3.00	20,30	2R2
HRBN0402A3R3□PN00	3.30	100kHz,1V	78.0(87.0)	4.00	3.00	20,30	3R3
HRBN0402A4R7□PN00	4.70	100kHz,1V	105.0(140.0)	3.00	2.20	20,30	4R7
HRBN0402A6R8□PN00	6.80	100kHz,1V	120.0(175.0)	2.50	2.00	20,30	6R8
HRBN0402A100□PN00	10.00	100kHz,1V	185.0(220.0)	2.00	1.50	20,30	100

NOTE: □-Tolerance M=±20% / T=±30%

1.Operating temperature range — 40℃ ~ 125℃ (Including self - temperature rise)

2.Isat: DC current (A) that will cause L0 to drop approximately 30%

3.Irms: DC current (A) that will cause an approximately △ T of 40℃

4.The part temperature (ambient + temp rise) should not exceed 125℃ under the worst operating conditions. Circuit design,component placement,PCB trace size and thickness, airflow and other cooling provisions all affect the part temperature. Part temperature should be verified in the end application.

HRBN0515A series Standard Specifications

Part No.	Inductance (μH)	Test Freq.	DCR(mΩ) Typ(Max)	Isat(A) Typ	Irms(A) Typ	Tolerance (±%)	Marking
HRBN0515AR22□PN00	0.22	100kHz,1V	7.2(8.5)	16.0	13.0	20,30	R22
HRBN0515AR47□PN00	0.47	100kHz,1V	12.0(13.8)	12.0	8.00	20,30	R47
HRBN0515AR68□PN00	0.68	100kHz,1V	15.0(20.0)	10.0	7.00	20,30	R68
HRBN0515A1R0□PN00	1.00	100kHz,1V	28.0(33.0)	8.00	5.00	20,30	1R0
HRBN0515A2R2□PN00	2.20	100kHz,1V	60.0(70.0)	5.00	4.00	20,30	2R2
HRBN0515A3R3□PN00	3.30	100kHz,1V	75.0(90.0)	4.00	3.00	20,30	3R2
HRBN0515A4R7□PN00	4.70	100kHz,1V	110.0(135.0)	3.50	2.50	20,30	4R7

HRBN0518A series Standard Specifications

Part No.	Inductance (μH)	Test Freq.	DCR(mΩ) Typ(Max)	Isat(A) Typ	Irms(A) Typ	Tolerance (±%)	Marking
HRBN0518AR47□PN00	0.47	100kHz,1V	8.2(9.0)	15.00	11.50	20,30	R47
HRBN0518AR68□PN00	0.68	100kHz,1V	11.5(12.5)	11.00	9.50	20,30	R68
HRBN0518A1R0□PN00	1.00	100kHz,1V	15.0(20.0)	8.00	6.00	20,30	1R0
HRBN0518A2R2□PN00	2.20	100kHz,1V	42.0(50.0)	6.00	4.00	20,30	2R2
HRBN0518A3R3□PN00	3.30	100kHz,1V	58.0(70.0)	5.00	3.50	20,30	3R3
HRBN0518A4R7□PN00	4.70	100kHz,1V	105.0(115.0)	4.00	3.00	20,30	4R7
HRBN0518A6R8□PN00	6.80	100kHz,1V	120.0(150.0)	2.80	2.50	20,30	6R8
HRBN0518A100□PN00	10.00	100kHz,1V	180.0(200.0)	2.00	1.50	20,30	100

NOTE: □-Tolerance M=±20% / T=±30%

1.Operating temperature range －40℃～125℃ (Including self - temperature rise)

2.Isat: DC current (A) that will cause L0 to drop approximately 30%

3.Irms: DC current (A) that will cause an approximately △T of 40℃

4.The part temperature (ambient + temp rise) should not exceed 125℃ under the worst operating conditions. Circuit design,component placement,PCB trace size and thickness, airflow and other cooling provisions all affect the part temperature. Part temperature should be verified in the end application.

HRBN0502A series Standard Specifications

Part No.	Inductance (μH)	Test Freq.	DCR(mΩ) Typ(Max)	Isat(A) Typ	Irms(A) Typ	Tolerance (±%)	Marking
HRBN0502AR22□PN00	0.22	100kHz,1V	4.6(6.0)	16.5	13.0	20,30	R22
HRBN0502AR33□PN00	0.33	100kHz,1V	7.4(9.0)	15.0	12.0	20,30	R33
HRBN0502AR47□PN00	0.47	100kHz,1V	7.4(9.0)	12.0	11.5	20,30	R47
HRBN0502A1R0□PN00	1.00	100kHz,1V	15.0(20.0)	8.00	6.00	20,30	1R0
HRBN0502A1R5□PN00	1.50	100kHz,1V	22.0(26.0)	7.00	5.00	20,30	1R5
HRBN0502A2R2□PN00	2.20	100kHz,1V	42.0(50.0)	6.00	4.00	20,30	2R2
HRBN0502A2R7□PN00	2.70	100kHz,1V	58.0(70.0)	5.50	3.50	20,30	2R7
HRBN0502A3R3□PN00	3.30	100kHz,1V	58.0(70.0)	5.00	3.50	20,30	3R3
HRBN0502A4R7□PN00	4.70	100kHz,1V	85.0(95.0)	4.00	3.20	20,30	4R7
HRBN0502A6R8□PN00	6.80	100kHz,1V	120.0(150.0)	2.80	2.50	20,30	6R8
HRBN0502A100□PN00	10.00	100kHz,1V	170.0(200.0)	2.00	1.80	20,30	100

HRBN0503A series Standard Specifications

Part No.	Inductance (μH)	Test Freq.	DCR(mΩ) Typ(Max)	Isat(A) Typ	Irms(A) Typ	Tolerance (±%)	Marking
HRBN0503AR22□PN00	0.22	100kHz,1V	4.5(5.0)	25.0	14.0	20,30	R22
HRBN0503AR47□PN00	0.47	100kHz,1V	8.0(10.0)	14.0	11.5	20,30	R47
HRBN0503AR68□PN00	0.68	100kHz,1V	9.0(12.0)	12.0	9.00	20,30	R68
HRBN0503A1R0□PN00	1.00	100kHz,1V	12.0(16.0)	10.0	7.00	20,30	1R0
HRBN0503A1R5□PN00	1.50	100kHz,1V	15.0(20.0)	9.00	6.00	20,30	1R5
HRBN0503A2R2□PN00	2.20	100kHz,1V	28.0(35.0)	8.00	5.00	20,30	2R2
HRBN0503A3R3□PN00	3.30	100kHz,1V	38.0(45.0)	7.00	4.50	20,30	3R3
HRBN0503A4R7□PN00	4.70	100kHz,1V	52.0(60.0)	5.00	4.00	20,30	4R7
HRBN0503A6R8□PN00	6.80	100kHz,1V	62.0(80.0)	3.50	3.00	20,30	6R8
HRBN0503A100□PN00	10.00	100kHz,1V	110.0(130.0)	3.50	2.80	20,30	100

NOTE: □-Tolerance M=±20% / T=±30%

1.Operating temperature range — 40℃ ~ 125℃ (Including self - temperature rise)

2.Isat: DC current (A) that will cause L0 to drop approximately 30%

3.Irms: DC current (A) that will cause an approximately △ T of 40℃

4.The part temperature (ambient + temp rise) should not exceed 125℃ under the worst operating conditions. Circuit design,component placement,PCB trace size and thickness, airflow and other cooling provisions all affect the part temperature. Part temperature should be verified in the end application.

HRBN0615A series Standard Specifications

Part No.	Inductance (μH)	Test Freq.	DCR(mΩ) Typ(Max)	Isat(A) Typ	Irms(A) Typ	Tolerance (±%)	Marking
HRBN0615AR10□PN00	0.10	100kHz,1V	2.8(3.1)	24.0	19.0	20,30	R10
HRBN0615AR68□PN00	0.68	100kHz,1V	12.5(13.5)	12.0	8.50	20,30	R68
HRBN0615A1R0□PN00	1.00	100kHz,1V	17(21)	7.00	5.50	20,30	1R0
HRBN0615A2R2□PN00	2.20	100kHz,1V	45(50)	6.00	5.00	20,30	2R2
HRBN0615A3R3□PN00	3.30	100kHz,1V	55(70)	5.00	3.00	20,30	3R3
HRBN0615A4R7□PN00	4.70	100kHz,1V	95(110)	4.50	2.80	20,30	4R7
HRBN0615A6R8□PN00	6.80	100kHz,1V	125(135)	3.50	2.50	20,30	6R8

HRBN0618A series Standard Specifications

Part No.	Inductance (μH)	Test Freq.	DCR(mΩ) Typ(Max)	Isat(A) Typ	Irms(A) Typ	Tolerance (±%)	Marking
HRBN0618AR10□PN00	0.10	100kHz,1V	2.1(2.8)	32.00	22.00	20,30	R10
HRBN0618AR22□PN00	0.22	100kHz,1V	3.0(3.5)	25.00	18.00	20,30	R22
HRBN0618AR33□PN00	0.33	100kHz,1V	5.6(6.8)	20.00	17.00	20,30	R33
HRBN0618AR68□PN00	0.68	100kHz,1V	8.7(12)	12.00	9.00	20,30	R68
HRBN0618A1R0□PN00	1.00	100kHz,1V	18(20)	11.00	8.00	20,30	1R0
HRBN0618A1R5□PN00	1.50	100kHz,1V	26(30)	10.00	7.00	20,30	1R5
HRBN0618A2R2□PN00	2.20	100kHz,1V	32(35)	8.00	6.00	20,30	2R2
HRBN0618A3R3□PN00	3.30	100kHz,1V	50(55)	7.00	4.00	20,30	3R3
HRBN0618A4R7□PN00	4.70	100kHz,1V	55(70)	5.00	3.50	20,30	4R7
HRBN0618A6R8□PN00	6.80	100kHz,1V	80(110)	4.00	2.80	20,30	6R8
HRBN0618A100□PN00	10.00	100kHz,1V	115(150)	3.00	2.30	20,30	100

NOTE: □-Tolerance M=±20% / T=±30%

1.Operating temperature range －40℃～125℃ (Including self - temperature rise)

2.Isat: DC current (A) that will cause L0 to drop approximately 30%

3.Irms: DC current (A) that will cause an approximately △T of 40℃

4.The part temperature (ambient + temp rise) should not exceed 125℃ under the worst operating conditions. Circuit design,component placement,PCB trace size and thickness, airflow and other cooling provisions all affect the part temperature. Part temperature should be verified in the end application.

HRBN0602A series Standard Specifications

Part No.	Inductance (μH)	Test Freq.	DCR(mΩ) Typ(Max)	Isat(A) Typ	Irms(A) Typ	Tolerance (±%)	Marking
HRBN0602AR10□PN00	0.10	100kHz,1V	2.1(2.8)	32.0	22.0	20,30	R10
HRBN0602AR22□PN00	0.22	100kHz,1V	3.8(5.2)	25.0	18.0	20,30	R22
HRBN0602AR33□PN00	0.33	100kHz,1V	5.6(6.8)	20.0	17.0	20,30	R33
HRBN0602AR47□PN00	0.47	100kHz,1V	7.2(8.4)	16.0	11.0	20,30	R47
HRBN0602AR68□PN00	0.68	100kHz,1V	9.5(12)	15.0	9.00	20,30	R68
HRBN0602A1R0□PN00	1.00	100kHz,1V	18(20)	13.0	8.00	20,30	1R0
HRBN0602A2R2□PN00	2.20	100kHz,1V	32(35)	9.00	6.00	20,30	2R2
HRBN0602A3R3□PN00	3.30	100kHz,1V	50(55)	7.00	4.00	20,30	3R3
HRBN0602A4R7□PN00	4.70	100kHz,1V	55(70)	5.00	3.50	20,30	4R7
HRBN0602A5R6□PN00	5.60	100kHz,1V	63(80)	4.50	3.00	20,30	5R6
HRBN0602A6R8□PN00	6.80	100kHz,1V	82(110)	4.00	2.80	20,30	6R8
HRBN0602A100□PN00	10.00	100kHz,1V	105(120)	3.00	2.30	20,30	100
HRBN0602A150□PN00	15.00	100kHz,1V	147(170)	2.50	2.00	20,30	150

HRBN0624A series Standard Specifications

Part No.	Inductance (μH)	Test Freq.	DCR(mΩ) Typ(Max)	Isat(A) Typ	Irms(A) Typ	Tolerance (±%)	Marking
HRBN0624AR10□PN00	0.10	100kHz,1V	2.1(2.5)	35.00	22.00	20,30	R10
HRBN0624AR22□PN00	0.22	100kHz,1V	2.9(3.2)	27.00	20.00	20,30	R22
HRBN0624AR33□PN00	0.33	100kHz,1V	3.5(4.5)	24.00	18.00	20,30	R33
HRBN0624AR47□PN00	0.47	100kHz,1V	5.6(6.8)	21.00	15.00	20,30	R47
HRBN0624AR68□PN00	0.68	100kHz,1V	7.0(9.0)	18.00	9.00	20,30	R68
HRBN0624AR82□PN00	0.82	100kHz,1V	7.0(9.0)	18.00	9.00	20,30	R82
HRBN0624A1R0□PN00	1.00	100kHz,1V	11.0(13.0)	15.00	9.00	20,30	1R0
HRBN0624A1R5□PN00	1.50	100kHz,1V	16.5(20.0)	12.00	8.00	20,30	1R5
HRBN0624A2R2□PN00	2.20	100kHz,1V	22.0(28.0)	10.00	7.00	20,30	2R2
HRBN0624A3R3□PN00	3.30	100kHz,1V	42.0(50.0)	8.00	5.50	20,30	3R3
HRBN0624A4R7□PN00	4.70	100kHz,1V	47.0(55.0)	7.00	5.00	20,30	4R7
HRBN0624A6R8□PN00	6.80	100kHz,1V	82.0(90.0)	6.00	3.50	20,30	6R8
HRBN0624A100□PN00	10.00	100kHz,1V	89.0(101.0)	4.00	3.10	20,30	100
HRBN0624A150□PN00	15.00	100kHz,1V	120.0(160.0)	3.30	2.50	20,30	150
HRBN0624A220□PN00	22.00	100kHz,1V	217.0(230.0)	2.50	2.00	20,30	220

NOTE: □-Tolerance M=±20% / T=±30%

1.Operating temperature range — 40℃ ~ 125℃ (Including self - temperature rise)

2.Isat: DC current (A) that will cause L0 to drop approximately 30%

3.Irms: DC current (A) that will cause an approximately △ T of 40℃

4.The part temperature (ambient + temp rise) should not exceed 125℃ under the worst operating conditions. Circuit design,component placement,PCB trace size and thickness, airflow and other cooling provisions all affect the part temperature. Part temperature should be verified in the end application.

HRBN0603A series Standard Specifications

Part No.	Inductance (μH)	Test Freq.	DCR(mΩ) Typ(Max)	Isat(A) Typ	Irms(A) Typ	Tolerance (±%)	Marking
HRBN0603AR10□PN00	0.10	100kHz,1V	1.8(2.2)	50.0	25.00	20,30	R10
HRBN0603AR22□PN00	0.22	100kHz,1V	2.5(2.8)	35.0	23.00	20,30	R22
HRBN0603AR33□PN00	0.33	100kHz,1V	3.0(3.5)	25.0	21.00	20,30	R33
HRBN0603AR47□PN00	0.47	100kHz,1V	3.6(4.5)	20.0	17.05	20,30	R47
HRBN0603AR56□PN00	0.56	100kHz,1V	3.7(4.5)	18.0	16.05	20,30	R56
HRBN0603AR68□PN00	0.68	100kHz,1V	5.0(5.5)	17.0	16.00	20,30	R68
HRBN0603A1R0□PN00	1.00	100kHz,1V	7.0(8.0)	15.3	12.00	20,30	1R0
HRBN0603A1R5□PN00	1.50	100kHz,1V	10.5(12.0)	13.0	9.00	20,30	1R5
HRBN0603A2R2□PN00	2.20	100kHz,1V	13.5(16.0)	10.2	8.00	20,30	2R2
HRBN0603A3R3□PN00	3.30	100kHz,1V	21.0(25.0)	8.00	6.50	20,30	3R3
HRBN0603A4R7□PN00	4.70	100kHz,1V	28.0(35.0)	6.60	5.50	20,30	4R7
HRBN0603A5R6□PN00	5.60	100kHz,1V	45.0(55.0)	7.00	5.00	20,30	5R6
HRBN0603A6R8□PN00	6.80	100kHz,1V	45.0(55.0)	6.10	5.00	20,30	6R8
HRBN0603A8R2□PN00	8.20	100kHz,1V	60.0(68.0)	6.00	4.00	20,30	8R2
HRBN0603A100□PN00	10.00	100kHz,1V	60.0(68.0)	5.00	4.00	20,30	100
HRBN0603A150□PN00	15.00	100kHz,1V	95.0(110.0)	4.50	2.80	20,30	150
HRBN0603A220□PN00	22.00	100kHz,1V	121.0(167.0)	3.00	2.50	20,30	220
HRBN0603A330□PN00	33.00	100kHz,1V	218.0(245.0)	2.00	1.50	20,30	330

NOTE: □-Tolerance M=±20% / T=±30%

1.Operating temperature range －40℃～125℃ (Including self - temperature rise)

2.Isat: DC current (A) that will cause L0 to drop approximately 30%

3.Irms: DC current (A) that will cause an approximately △T of 40℃

4.The part temperature (ambient + temp rise) should not exceed 125℃ under the worst operating conditions. Circuit design,component placement,PCB trace size and thickness, airflow and other cooling provisions all affect the part temperature. Part temperature should be verified in the end application.

HRBN0604A series Standard Specifications

Part No.	Inductance (μH)	Test Freq.	DCR(mΩ) Typ(Max)	Isat(A) Typ	Irms(A) Typ	Tolerance (±%)	Marking
HRBN0604AR15□PN00	0.15	100kHz,1V	0.65(1.0)	48.00	25.00	20,30	R15
HRBN0604AR22□PN00	0.22	100kHz,1V	2.5(3.0)	35.00	23.00	20,30	R22
HRBN0604AR33□PN00	0.33	100kHz,1V	2.8(3.5)	25.00	21.00	20,30	R33
HRBN0604AR47□PN00	0.47	100kHz,1V	3.5(4.5)	21.00	17.00	20,30	R47
HRBN0604AR56□PN00	0.56	100kHz,1V	4.4(5.5)	18.00	16.00	20,30	R56
HRBN0604AR68□PN00	0.68	100kHz,1V	4.4(5.5)	17.00	14.00	20,30	R68
HRBN0604A1R0□PN00	1.00	100kHz,1V	7.0(8.0)	15.00	10.00	20,30	1R0
HRBN0604A1R5□PN00	1.50	100kHz,1V	7.7(9.0)	13.00	9.00	20,30	1R5
HRBN0604A2R2□PN00	2.20	100kHz,1V	13.5(16.0)	11.00	8.00	20,30	2R2
HRBN0604A3R3□PN00	3.30	100kHz,1V	14.0(20.0)	9.00	6.50	20,30	3R3
HRBN0604A4R7□PN00	4.70	100kHz,1V	22.0(25.0)	8.00	6.00	20,30	4R7
HRBN0604A6R8□PN00	6.80	100kHz,1V	35.0(45.0)	7.00	5.00	20,30	6R8
HRBN0604A8R2□PN00	8.20	100kHz,1V	46.0(55.0)	6.50	4.00	20,30	8R2
HRBN0604A100□PN00	10.00	100kHz,1V	53.0(65.0)	6.00	3.50	20,30	100
HRBN0604A150□PN00	15.00	100kHz,1V	70.0(80.0)	4.50	3.00	20,30	150
HRBN0604A220□PN00	22.00	100kHz,1V	100.0(120.0)	3.50	2.50	20,30	220
HRBN0604A330□PN00	33.00	100kHz,1V	165.0(200.0)	3.00	2.00	20,30	330
HRBN0604A470□PN00	47.00	100kHz,1V	230.0(260.0)	2.00	1.50	20,30	470

NOTE: □-Tolerance M=±20% / T=±30%

1.Operating temperature range － 40℃～ 125℃ (Including self - temperature rise)

2.Isat: DC current (A) that will cause L0 to drop approximately 30%

3.Irms: DC current (A) that will cause an approximately △ T of 40℃

4.The part temperature (ambient + temp rise) should not exceed 125℃ under the worst operating conditions. Circuit design,component placement,PCB trace size and thickness, airflow and other cooling provisions all affect the part temperature. Part temperature should be verified in the end application.

HRBN0605A series Standard Specifications

Part No.	Inductance (μH)	Test Freq.	DCR(mΩ) Typ(Max)	Isat(A) Typ	Irms(A) Typ	Tolerance (±%)	Marking
HRBN0605AR15□PN00	0.15	100kHz,1V	0.65(1.0)	50.00	30.0	20,30	R15
HRBN0605AR22□PN00	0.22	100kHz,1V	1.9(3.0)	43.00	25.0	20,30	R22
HRBN0605AR36□PN00	0.36	100kHz,1V	2.3(3.5)	30.00	22.0	20,30	R36
HRBN0605AR47□PN00	0.47	100kHz,1V	3.2(4.5)	24.00	18.0	20,30	R47
HRBN0605AR82□PN00	0.82	100kHz,1V	5.8(6.5)	20.00	14.0	20,30	R82
HRBN0605A1R0□PN00	1.00	100kHz,1V	7.2(8.0)	17.00	12.0	20,30	1R0
HRBN0605A1R5□PN00	1.50	100kHz,1V	7.7(9.0)	14.00	10.0	20,30	1R5
HRBN0605A2R2□PN00	2.20	100kHz,1V	10.5(12.5)	12.00	9.50	20,30	2R2
HRBN0605A2R7□PN00	2.70	100kHz,1V	16.0(20.0)	11.00	8.50	20,30	2R7
HRBN0605A3R3□PN00	3.30	100kHz,1V	16.0(20.0)	9.00	8.50	20,30	3R3
HRBN0605A4R7□PN00	4.70	100kHz,1V	22.0(25.0)	8.00	6.50	20,30	4R7
HRBN0605A6R8□PN00	6.80	100kHz,1V	30.0(35.5)	7.50	6.00	20,30	6R8
HRBN0605A100□PN00	10.00	100kHz,1V	53.0(60.0)	5.50	4.50	20,30	100
HRBN0605A150□PN00	15.00	100kHz,1V	76.0(85.0)	5.00	3.50	20,30	150
HRBN0605A220□PN00	22.00	100kHz,1V	101.0(130.0)	4.00	2.50	20,30	220
HRBN0605A330□PN00	33.00	100kHz,1V	158.0(176.4)	3.00	2.00	20,30	330
HRBN0605A470□PN00	47.00	100kHz,1V	190.0(225.0)	2.50	1.80	20,30	470

NOTE: □-Tolerance M=±20% / T=±30%

1.Operating temperature range －40℃～125℃ (Including self - temperature rise)

2.Isat: DC current (A) that will cause L0 to drop approximately 30%

3.Irms: DC current (A) that will cause an approximately △T of 40℃

4.The part temperature (ambient + temp rise) should not exceed 125℃ under the worst operating conditions. Circuit design,component placement,PCB trace size and thickness, airflow and other cooling provisions all affect the part temperature. Part temperature should be verified in the end application.

HRBN0705A series Standard Specifications

Part No.	Inductance (μH)	Test Freq.	DCR(mΩ) Typ(Max)	Isat(A) Typ	Irms(A) Typ	Tolerance (±%)	Marking
HRBN0705A1R0□PN00	1.00	100kHz,1V	4.0(5.0)	20.0	14.0	20,30	1R0
HRBN0705A1R5□PN00	1.50	100kHz,1V	6.5(7.5)	16.0	11.0	20,30	1R5
HRBN0705A2R2□PN00	2.20	100kHz,1V	7.6(8.5)	14.0	10.0	20,30	2R2
HRBN0705A3R3□PN00	3.30	100kHz,1V	14(16)	13.0	8.00	20,30	3R3
HRBN0705A4R7□PN00	4.70	100kHz,1V	19(20.9)	12.5	7.00	20,30	4R7
HRBN0705A6R8□PN00	6.80	100kHz,1V	24.2(28)	10.0	6.00	20,30	6R8
HRBN0705A8R2□PN00	8.20	100kHz,1V	29(32)	9.00	5.50	20,30	6R8
HRBN0705A100□PN00	10.0	100kHz,1V	34.5(38)	6.90	5.20	20,30	100
HRBN0705A150□PN00	15.0	100kHz,1V	60(66)	6.50	3.80	20,30	150
HRBN0705A220□PN00	22.0	100kHz,1V	85(100)	4.50	3.30	20,30	220
HRBN0705A330□PN00	33.0	100kHz,1V	153(170)	4.00	2.50	20,30	330
HRBN0705A470□PN00	47.0	100kHz,1V	160(171.6)	3.00	2.40	20,30	470
HRBN0705A680□PN00	68.0	100kHz,1V	222(255)	2.50	1.80	20,30	680

HRBN1003A series Standard Specifications

Part No.	Inductance (μH)	Test Freq.	DCR(mΩ) Typ(Max)	Isat(A) Typ	Irms(A) Typ	Tolerance (±%)	Marking
HRBN1003AR22□PN00	0.22	100kHz,1V	0.7(1.0)	40.00	30.00	20,30	R22
HRBN1003AR36□PN00	0.36	100kHz,1V	1.4(1.6)	35.00	23.00	20,30	R36
HRBN1003AR47□PN00	0.47	100kHz,1V	1.5(1.7)	24.00	18.00	20,30	R47
HRBN1003AR68□PN00	0.68	100kHz,1V	2.6(3.2)	23.00	17.00	20,30	R68
HRBN1003A1R0□PN00	1.00	100kHz,1V	5.0(7.0)	19.00	13.00	20,30	1R0
HRBN1003A1R5□PN00	1.50	100kHz,1V	7.2(9.0)	18.00	10.00	20,30	1R5
HRBN1003A2R2□PN00	2.20	100kHz,1V	8.0(10.0)	16.00	9.00	20,30	2R2
HRBN1003A3R3□PN00	3.30	100kHz,1V	14.0(20.0)	12.00	7.00	20,30	3R3
HRBN1003A4R7□PN00	4.70	100kHz,1V	24.0(28.0)	11.00	6.00	20,30	4R7
HRBN1003A6R8□PN00	6.80	100kHz,1V	34.0(45.0)	8.00	5.00	20,30	6R8
HRBN1003A100□PN00	10.00	100kHz,1V	54.0(58.0)	7.50	4.00	20,30	100
HRBN1003A150□PN00	15.00	100kHz,1V	65.0(75.0)	5.00	3.50	20,30	150
HRBN1003A220□PN00	22.00	100kHz,1V	75.0(90.0)	4.00	2.50	20,30	220

NOTE: □-Tolerance M=±20% / T=±30%

1.Operating temperature range — 40℃ ~ 125℃ (Including self - temperature rise)

2.Isat: DC current (A) that will cause L0 to drop approximately 30%

3.Irms: DC current (A) that will cause an approximately △ T of 40℃

4.The part temperature (ambient + temp rise) should not exceed 125℃ under the worst operating conditions. Circuit design,component placement,PCB trace size and thickness, airflow and other cooling provisions all affect the part temperature. Part temperature should be verified in the end application.

HRBN1004A series Standard Specifications

Part No.	Inductance (μH)	Test Freq.	DCR(mΩ) Typ(Max)	Isat(A) Typ	Irms(A) Typ	Tolerance (±%)	Marking
HRBN1004AR15□PN00	0.15	100kHz,1V	0.5(0.6)	65.0	48.0	20,30	R15
HRBN1004AR22□PN00	0.22	100kHz,1V	0.6(0.8)	55.0	35.0	20,30	R22
HRBN1004AR36□PN00	0.36	100kHz,1V	1.1(1.4)	50.0	30.0	20,30	R36
HRBN1004AR47□PN00	0.47	100kHz,1V	1.4(1.6)	35.0	25.0	20,30	R47
HRBN1004AR56□PN00	0.56	100kHz,1V	1.5(1.7)	30.0	23.0	20,30	R56
HRBN1004AR68□PN00	0.68	100kHz,1V	1.7(2.4)	30.0	21.0	20,30	R68
HRBN1004A1R0□PN00	1.00	100kHz,1V	2.8(3.5)	26.0	20.0	20,30	1R0
HRBN1004A1R5□PN00	1.50	100kHz,1V	4.5(5.8)	22.0	16.0	20,30	1R5
HRBN1004A2R2□PN00	2.20	100kHz,1V	6.5(7.5)	18.0	12.0	20,30	2R2
HRBN1004A3R3□PN00	3.30	100kHz,1V	10.5(11.6)	16.0	11.0	20,30	3R3
HRBN1004A4R7□PN00	4.70	100kHz,1V	13.5(16.5)	15.0	9.00	20,30	4R7
HRBN1004A5R6□PN00	5.60	100kHz,1V	18(22)	12.0	7.00	20,30	5R6
HRBN1004A6R8□PN00	6.80	100kHz,1V	20(25)	11.0	7.00	20,30	6R8
HRBN1004A8R2□PN00	8.20	100kHz,1V	33(36)	9.0	6.00	20,30	8R2
HRBN1004A100□PN00	10.00	100kHz,1V	35(40)	8.5	6.00	20,30	100
HRBN1004A150□PN00	15.00	100kHz,1V	42(45)	7.0	5.50	20,30	150
HRBN1004A220□PN00	22.00	100kHz,1V	62(68)	5.6	5.10	20,30	220
HRBN1004A330□PN00	33.00	100kHz,1V	90(100)	5.0	3.50	20,30	330
HRBN1004A470□PN00	47.00	100kHz,1V	127(145)	4.0	3.30	20,30	470

NOTE: □-Tolerance M=±20% / T=±30%

1.Operating temperature range — 40℃～125℃ (Including self - temperature rise)

2.Isat: DC current (A) that will cause L0 to drop approximately 30%

3.Irms: DC current (A) that will cause an approximately △T of 40℃

4.The part temperature (ambient + temp rise) should not exceed 125℃ under the worst operating conditions. Circuit design,component placement,PCB trace size and thickness, airflow and other cooling provisions all affect the part temperature. Part temperature should be verified in the end application.

HRBN1005A series Standard Specifications

Part No.	Inductance (μH)	Test Freq.	DCR(mΩ) Typ(Max)	Isat(A) Typ	Irms(A) Typ	Tolerance (±%)	Marking
HRBN1005AR15□PN00	0.15	100kHz,1V	0.5(0.6)	65.0	48.0	20,30	R15
HRBN1005AR22□PN00	0.22	100kHz,1V	0.5(0.6)	60.0	40.0	20,30	R22
HRBN1005AR36□PN00	0.36	100kHz,1V	0.9(1.1)	55.0	38.0	20,30	R36
HRBN1005AR47□PN00	0.47	100kHz,1V	1.1(1.3)	50.0	36.0	20,30	R47
HRBN1005AR68□PN00	0.68	100kHz,1V	1.6(2.0)	40.0	25.0	20,30	R68
HRBN1005AR82□PN00	0.82	100kHz,1V	2.0(2.5)	34.0	20.0	20,30	R82
HRBN1005A1R0□PN00	1.00	100kHz,1V	2.56(2.8)	30.0	19.0	20,30	1R0
HRBN1005A1R5□PN00	1.50	100kHz,1V	3.9(4.6)	25.0	18.0	20,30	1R5
HRBN1005A2R2□PN00	2.20	100kHz,1V	6.4(6.86)	20.0	17.0	20,30	2R2
HRBN1005A3R3□PN00	3.30	100kHz,1V	10.4(11.56)	16.0	12.0	20,30	3R3
HRBN1005A4R7□PN00	4.70	100kHz,1V	13.0(16.0)	15.0	10.0	20,30	4R7
HRBN1005A5R6□PN00	5.60	100kHz,1V	13.5(18.0)	14.0	9.00	20,30	5R6
HRBN1005A6R8□PN00	6.80	100kHz,1V	17.0(22.0)	12.0	8.00	20,30	6R8
HRBN1005A8R2□PN00	8.20	100kHz,1V	22.0(25.0)	11.0	7.00	20,30	8R2
HRBN1005A100□PN00	10.00	100kHz,1V	26.0(30.0)	10.0	6.00	20,30	100
HRBN1005A150□PN00	15.00	100kHz,1V	39.0(45.0)	8.0	5.00	20,30	150
HRBN1005A220□PN00	22.00	100kHz,1V	55.0(62.0)	7.0	4.50	20,30	220
HRBN1005A330□PN00	33.00	100kHz,1V	90.0(95.0)	6.0	4.00	20,30	330
HRBN1005A470□PN00	47.00	100kHz,1V	127.0(145.0)	5.0	3.50	20,30	470
HRBN1005A680□PN00	68.00	100kHz,1V	215.0(258.0)	5.0	3.00	20,30	680
HRBN1005A820□PN00	82.00	100kHz,1V	222.0(280.0)	4.5	2.00	20,30	820
HRBN1005A101□PN00	100.00	100kHz,1V	222.0(280.0)	4.0	2.00	20,30	101

NOTE: □-Tolerance M=±20% / T=±30%

1.Operating temperature range －40℃～125℃ (Including self - temperature rise)

2.Isat: DC current (A) that will cause L0 to drop approximately 30%

3.Irms: DC current (A) that will cause an approximately △T of 40℃

4.The part temperature (ambient + temp rise) should not exceed 125℃ under the worst operating conditions. Circuit design,component placement,PCB trace size and thickness, airflow and other cooling provisions all affect the part temperature. Part temperature should be verified in the end application.

HRBN1235A series Standard Specifications

Part No.	Inductance (μH)	Test Freq.	DCR(mΩ) Typ(Max)	Isat(A) Typ	Irms(A) Typ	Tolerance (±%)	Marking
HRBN1235AR15□PN00	0.15	100kHz,1V	0.7(0.9)	65.00	40.00	20,30	R15
HRBN1235AR22□PN00	0.22	100kHz,1V	0.9(1.2)	60.00	35.00	20,30	R22
HRBN1235AR33□PN00	0.33	100kHz,1V	1.1(1.5)	55.00	32.00	20,30	R33
HRBN1235AR47□PN00	0.47	100kHz,1V	1.1(1.5)	45.00	30.00	20,30	R47
HRBN1235AR68□PN00	0.68	100kHz,1V	2.1(2.5)	40.00	28.00	20,30	R68
HRBN1235A1R0□PN00	1.00	100kHz,1V	3.2(3.5)	28.00	24.00	20,30	1R0
HRBN1235A1R5□PN00	1.50	100kHz,1V	5.1(5.5)	25.00	19.00	20,30	1R5
HRBN1235A2R2□PN00	2.20	100kHz,1V	7.0(8.0)	22.00	16.00	20,30	2R2
HRBN1235A3R3□PN00	3.30	100kHz,1V	10.0(12.0)	20.00	12.00	20,30	3R3
HRBN1235A4R7□PN00	4.70	100kHz,1V	16.0(20.0)	14.00	10.00	20,30	4R7
HRBN1235A6R8□PN00	6.80	100kHz,1V	19.0(22.0)	13.00	9.00	20,30	6R8
HRBN1235A100□PN00	10.00	100kHz,1V	28.0(35.0)	10.00	6.00	20,30	100
HRBN1235A150□PN00	15.00	100kHz,1V	70.0(90.0)	7.00	4.00	20,30	150
HRBN1235A220□PN00	22.00	100kHz,1V	99.0(110.0)	5.50	3.00	20,30	220

NOTE: □-Tolerance M=±20% / T=±30%

1.Operating temperature range — 40℃ ~ 125℃ (Including self - temperature rise)

2.Isat: DC current (A) that will cause L0 to drop approximately 30%

3.Irms: DC current (A) that will cause an approximately △ T of 40℃

4.The part temperature (ambient + temp rise) should not exceed 125℃ under the worst operating conditions. Circuit design,component placement,PCB trace size and thickness, airflow and other cooling provisions all affect the part temperature. Part temperature should be verified in the end application.

HRBN1205A series Standard Specifications

Part No.	Inductance (μH)	Test Freq.	DCR(mΩ) Typ(Max)	Isat(A) Typ	Irms(A) Typ	Tolerance (±%)	Marking
HRBN1205AR22□PN00	0.22	100kHz,1V	0.5(0.7)	60.0	40.0	20,30	R22
HRBN1205AR36□PN00	0.36	100kHz,1V	0.7(0.9)	55.0	38.0	20,30	R36
HRBN1205AR47□PN00	0.47	100kHz,1V	1.0(1.3)	55.0	31.0	20,30	R47
HRBN1205AR68□PN00	0.68	100kHz,1V	1.3(1.5)	50.0	30.0	20,30	R68
HRBN1205AR82□PN00	0.82	100kHz,1V	1.7(2.1)	45.0	29.0	20,30	R82
HRBN1205A1R0□PN00	1.00	100kHz,1V	1.8(2.5)	40.0	28.0	20,30	1R0
HRBN1205A1R5□PN00	1.50	100kHz,1V	2.7(4.1)	35.0	21.0	20,30	1R5
HRBN1205A2R2□PN00	2.20	100kHz,1V	4.5(5.5)	24.0	18.0	20,30	2R2
HRBN1205A3R3□PN00	3.30	100kHz,1V	7.5(9)	22.0	15.0	20,30	3R3
HRBN1205A4R7□PN00	4.70	100kHz,1V	11.0(12.0)	18.0	11.0	20,30	4R7
HRBN1205A6R8□PN00	6.80	100kHz,1V	15.0(18.0)	17.0	10.5	20,30	6R8
HRBN1205A8R2□PN00	8.20	100kHz,1V	19.0(23.0)	16.0	10.0	20,30	8R2
HRBN1205A100□PN00	10.00	100kHz,1V	23.0(30.0)	12.0	7.0	20,30	100
HRBN1205A150□PN00	15.00	100kHz,1V	46.0(50.0)	10.0	6.0	20,30	150
HRBN1205A220□PN00	22.00	100kHz,1V	60.0(70.0)	7.0	4.0	20,30	220
HRBN1205A330□PN00	33.00	100kHz,1V	72.0(80.0)	6.0	3.0	20,30	330
HRBN1205A470□PN00	47.00	100kHz,1V	85.0(100.0)	5.0	2.5	20,30	470
HRBN1205A560□PN00	56.00	100kHz,1V	154.0(180.0)	4.5	2.0	20,30	560
HRBN1205A680□PN00	68.00	100kHz,1V	154.0(180.0)	4.0	2.0	20,30	680

NOTE: □-Tolerance M=±20% / T=±30%

1.Operating temperature range — 40℃ ~ 125℃ (Including self - temperature rise)

2.Isat: DC current (A) that will cause L0 to drop approximately 30%

3.Irms: DC current (A) that will cause an approximately △ T of 40℃

4.The part temperature (ambient + temp rise) should not exceed 125℃ under the worst operating conditions. Circuit design,component placement,PCB trace size and thickness, airflow and other cooling provisions all affect the part temperature. Part temperature should be verified in the end application.

HRBN1265A series Standard Specifications

Part No.	Inductance (μH)	Test Freq.	DCR(mΩ) Typ(Max)	Isat(A) Typ	Irms(A) Typ	Tolerance (±%)	Marking
HRBN1265AR22□PN00	0.22	100kHz,1V	0.7(0.9)	70.0	40.00	20,30	R22
HRBN1265AR33□PN00	0.33	100kHz,1V	0.8(1.0)	70.0	38.00	20,30	R33
HRBN1265AR47□PN00	0.47	100kHz,1V	1.1(1.3)	60.0	35.0	20,30	R47
HRBN1265AR68□PN00	0.68	100kHz,1V	1.3(1.5)	51.0	30.00	20,30	R68
HRBN1265A1R0□PN00	1.00	100kHz,1V	1.5(2.0)	50.0	30.00	20,30	1R0
HRBN1265A2R2□PN00	2.20	100kHz,1V	3.5(4.5)	35.0	18.00	20,30	2R2
HRBN1265A3R3□PN00	3.30	100kHz,1V	5.8(7.5)	25.0	17.00	20,30	3R3
HRBN1265A4R7□PN00	4.70	100kHz,1V	6.5(9.0)	22.0	14.00	20,30	4R7
HRBN1265A5R6□PN00	5.60	100kHz,1V	9.5(12.0)	19.0	12.00	20,30	5R6
HRBN1265A6R8□PN00	6.80	100kHz,1V	11.0(14.0)	18.0	11.50	20,30	6R8
HRBN1265A100□PN00	10.00	100kHz,1V	16.0(20.0)	15.5	10.00	20,30	100
HRBN1265A150□PN00	15.00	100kHz,1V	27.5(30.0)	12.0	7.00	20,30	150
HRBN1265A220□PN00	22.00	100kHz,1V	30.0(36.0)	9.0	6.00	20,30	220
HRBN1265A330□PN00	33.00	100kHz,1V	48.0(55.0)	8.0	5.00	20,30	330
HRBN1265A470□PN00	47.00	100kHz,1V	67.0(80.0)	6.0	4.00	20,30	470
HRBN1265A680□PN00	68.00	100kHz,1V	94.0(115.0)	5.0	3.00	20,30	680

NOTE: □-Tolerance M=±20% / T=±30%

1.Operating temperature range — 40℃～125℃ (Including self - temperature rise)

2.Isat: DC current (A) that will cause L0 to drop approximately 30%

3.Irms: DC current (A) that will cause an approximately △T of 40℃

4.The part temperature (ambient + temp rise) should not exceed 125℃ under the worst operating conditions. Circuit design,component placement,PCB trace size and thickness, airflow and other cooling provisions all affect the part temperature. Part temperature should be verified in the end application.

HRBN1704A series Standard Specifications

Part No.	Inductance (μH)	Test Freq.	DCR(mΩ) Typ(Max)	Isat(A) Typ	Irms(A) Typ	Tolerance (±%)	Marking
HRBC1704AR33□PG00	0.33	100kHz,1V	1.16(1.28)	60.0	56.0	20,30	R33
HRBC1704A1R5□PG00	1.50	100kHz,1V	4.10(4.50)	32.0	18.0	20,30	1R5
HRBC1704A5R6□PG00	5.60	100kHz,1V	10.4(13.5)	21.0	15.0	20,30	5R6

HRBN1707A series Standard Specifications

Part No.	Inductance (μH)	Test Freq.	DCR(mΩ) Typ(Max)	Isat(A) Typ	Irms(A) Typ	Tolerance (±%)	Marking
HRBN1707AR47□PN00	0.47	100kHz,1V	1.0(1.3)	70.0	35.0	20,30	R47
HRBN1707A1R0□PN00	1.00	100kHz,1V	1.2(1.5)	60.0	28.0	20,30	1R0
HRBN1707A1R5□PN00	1.50	100kHz,1V	1.8(2.5)	50.0	25.0	20,30	1R5
HRBN1707A2R2□PN00	2.20	100kHz,1V	2.0(3.0)	40.0	20.0	20,30	2R2
HRBN1707A3R3□PN00	3.30	100kHz,1V	2.8(3.5)	34.0	19.0	20,30	3R3
HRBN1707A4R7□PN00	4.70	100kHz,1V	4.2(5.0)	28.0	17.5	20,30	4R7
HRBN1707A6R8□PN00	6.80	100kHz,1V	6.5(7.5)	24.0	13.0	20,30	6R8
HRBN1707A8R2□PN00	8.20	100kHz,1V	8.2(10.0)	22.0	12.5	20,30	8R2
HRBN1707A100□PN00	10.00	100kHz,1V	9.0.0(13.0)	21.0	12.0	20,30	100
HRBN1707A150□PN00	15.00	100kHz,1V	14.5(18.0)	18.0	11.0	20,30	150
HRBN1707A220□PN00	22.00	100kHz,1V	20.5(25)	13.0	10.0	20,30	220
HRBN1707A330□PN00	33.00	100kHz,1V	30.0(42.0)	10.0	7.0	20,30	330
HRBN1707A470□PN00	47.00	100kHz,1V	41.0(52.0)	9.0	6.0	20,30	470
HRBN1707A680□PN00	68.00	100kHz,1V	50.0(85.0)	6.5	5.2	20,30	680

NOTE: □-Tolerance M=±20% / T=±30%

1.Operating temperature range －40℃～125℃ (Including self - temperature rise)

2.Isat: DC current (A) that will cause L0 to drop approximately 30%

3.Irms: DC current (A) that will cause an approximately △T of 40℃

4.The part temperature (ambient + temp rise) should not exceed 125℃ under the worst operating conditions. Circuit design,component placement,PCB trace size and thickness, airflow and other cooling provisions all affect the part temperature. Part temperature should be verified in the end application.

Product Characteristic Curve

HRBN0415A series

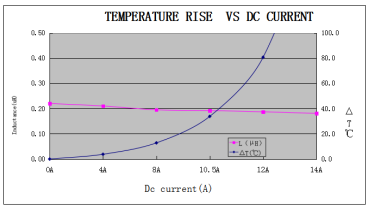

HRBN0415AR22□PN00

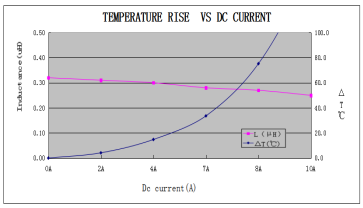

HRBN0415AR33□PN00

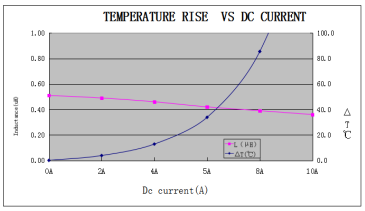

HRBN0415AR47□PN00

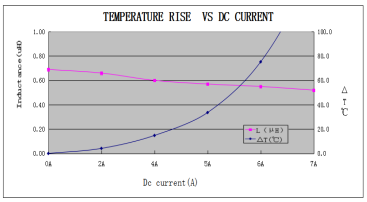

HRBN0415AR68□PN00

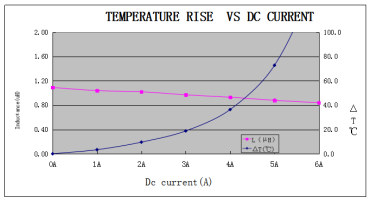

HRBN0415A1R0□PN00

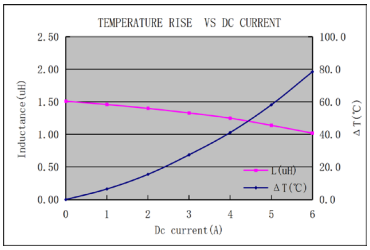

HRBN0415A1R5□PN00

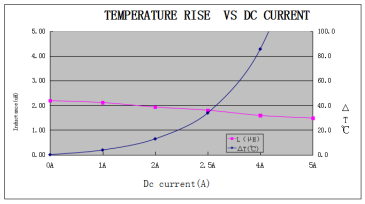

HRBN0415A2R2□PN00

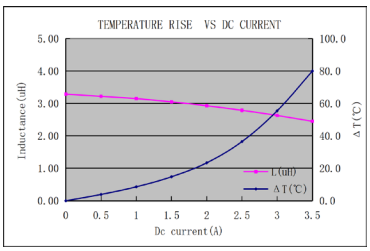

HRBN0415A3R3□PN00

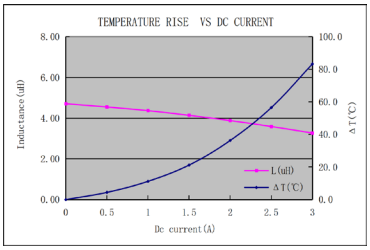

HRBN0415A4R7□PN00

Product Characteristic Curve

HRBN0402A series

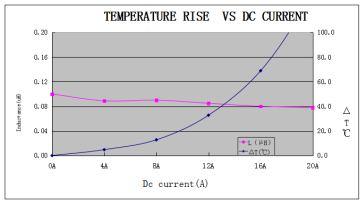

HRBN0402AR10□PN00

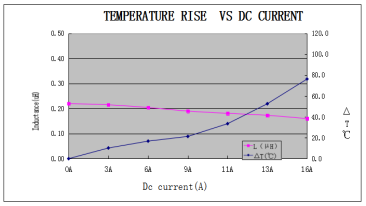

HRBN0402AR22□PN00

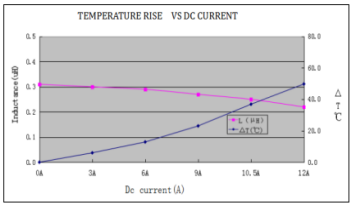

HRBN0402AR33□PN00

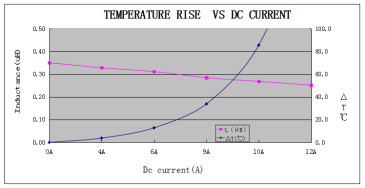

HRBN0402AR36□PN00

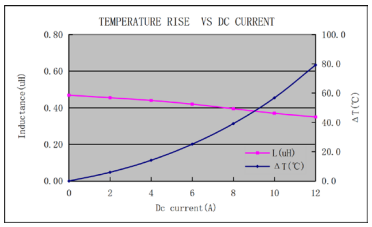

HRBN0402AR47□PN00

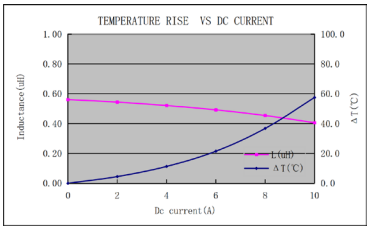

HRBN0402AR56□PN00

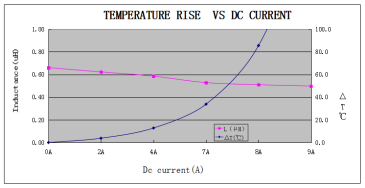

HRBN0402AR68□PN00

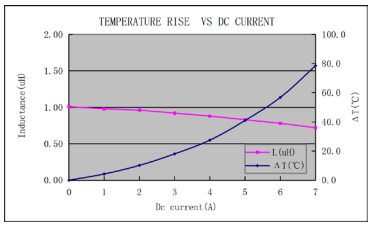

HRBN0402A1R0□PN00

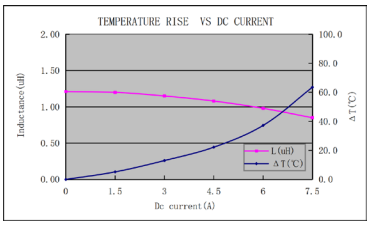

HRBN0402A1R2□PN00

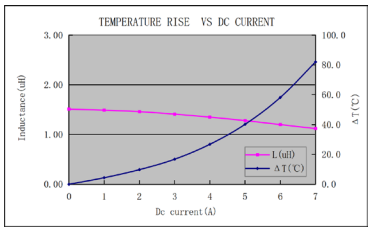

HRBN0402A1R5□PN00

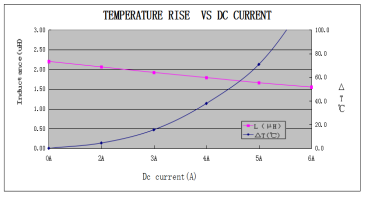

HRBN0402A2R2□PN00

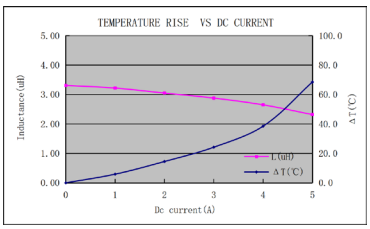

HRBN0402A3R3□PN00

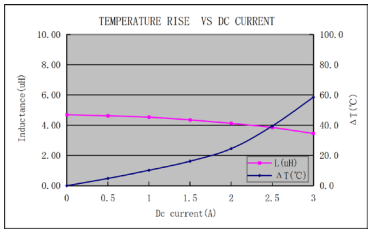

HRBN0402A4R7□PN00

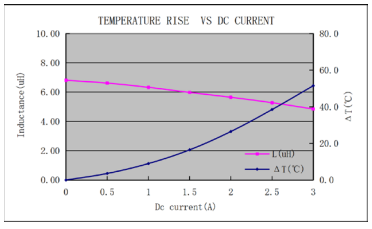

HRBN0402A6R8□PN00

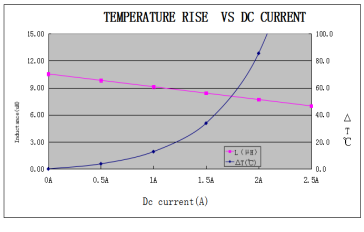

HRBN0402A100□PN00

Product Characteristic Curve

HRBN0515A series

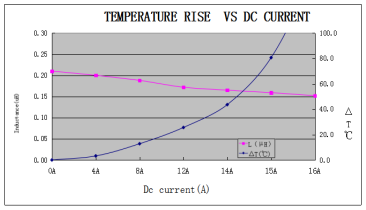

HRBN0515AR22□PN00

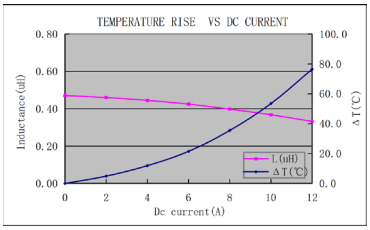

HRBN0515AR47□PN00

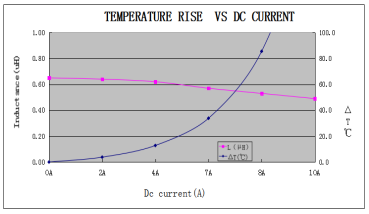

HRBN0515AR68□PN00

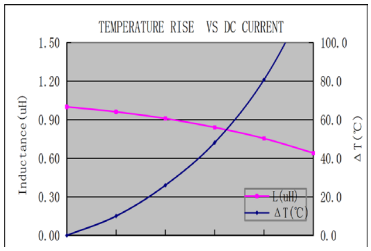

HRBN0515A1R0□PN00

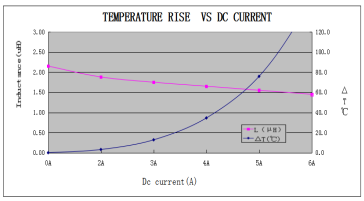

HRBN0515A2R2□PN00

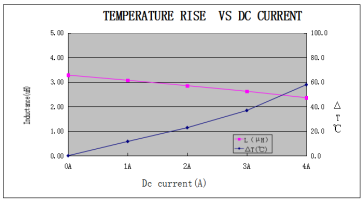

HRBN0515A3R3□PN00

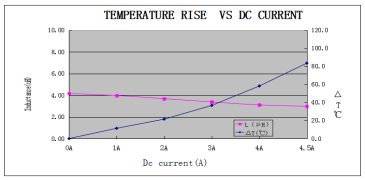

HRBN0515A4R7□PN00

Product Characteristic Curve

HRBN0518A series

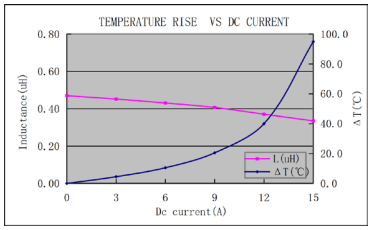

HRBN0518AR47□PN00

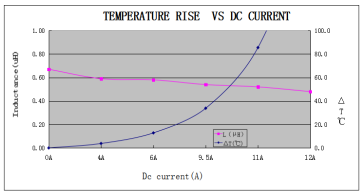

HRBN0518AR68□PN00

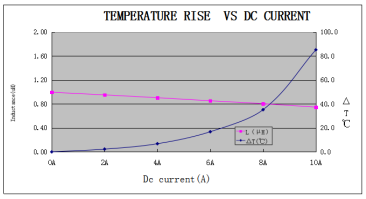

HRBN0518A1R0□PN00

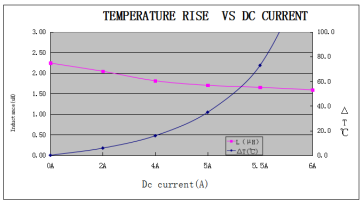

HRBN0518A2R2□PN00

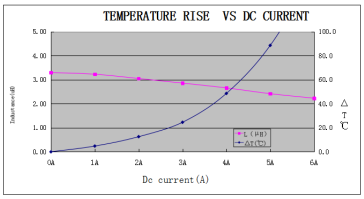

HRBN0518A3R3□PN00

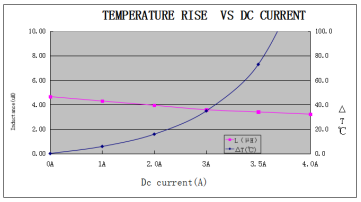

HRBN0518A4R7□PN00

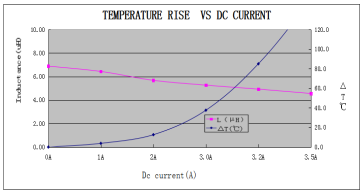

HRBN0518A6R8□PN00

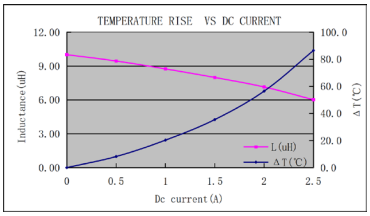

HRBN0518A100□PN00

Product Characteristic Curve

HRBN0502A series

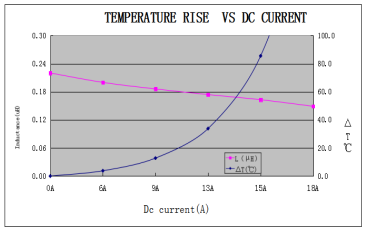

HRBN0502AR22□PN00

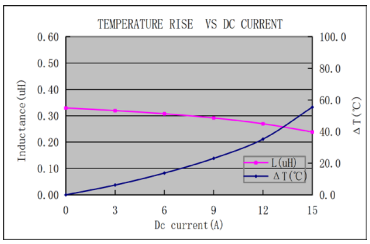

HRBN0502AR33□PN00

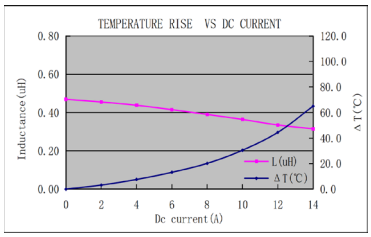

HRBN0402AR47□PN00

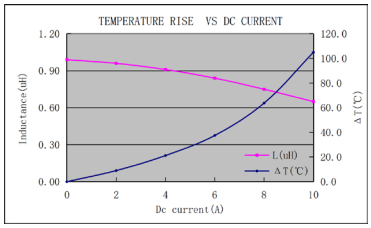

HRBN0502A1R0□PN00

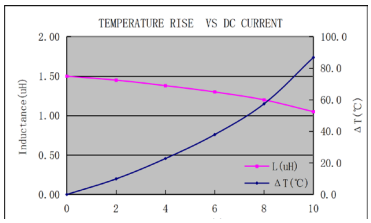

HRBN0502A1R5□PN00

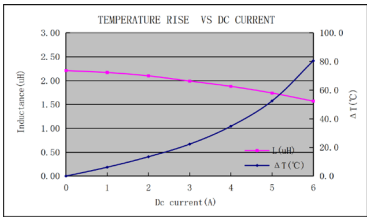

HRBN0502A2R2□PN00

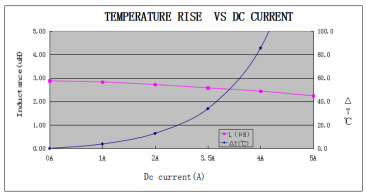

HRBN0502A2R7□PN00

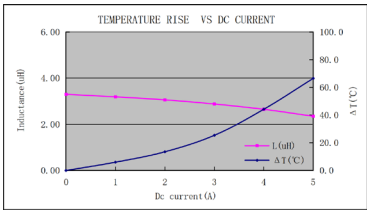

HRBN0502A3R3□PN00

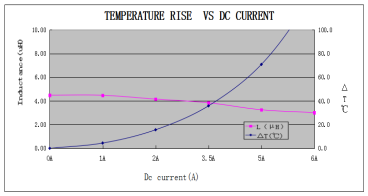

HRBN0502A4R7□PN00

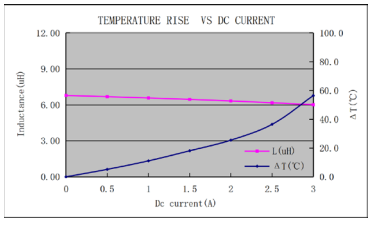

HRBN0502A6R8□PN00

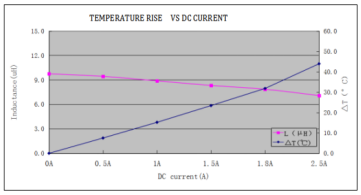

HRBN0502A100□PN00

Product Characteristic Curve

HRBN0503A series

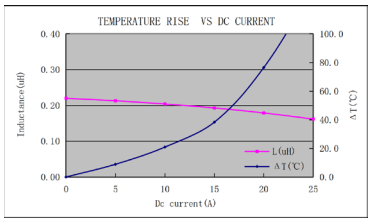

HRBN0503AR22□PN00

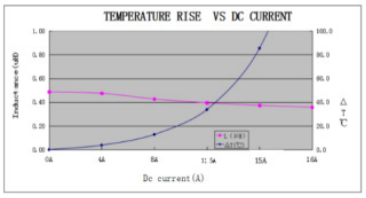

HRBN0503AR47□PN00

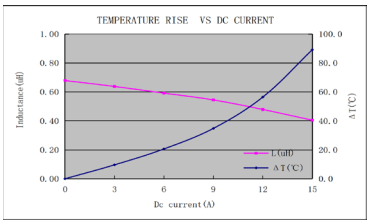

HRBN0503AR68□PN00

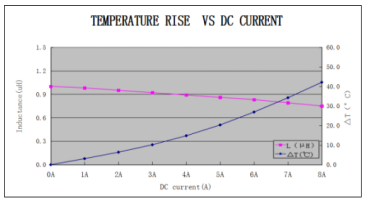

HRBN0503A1R0□PN00

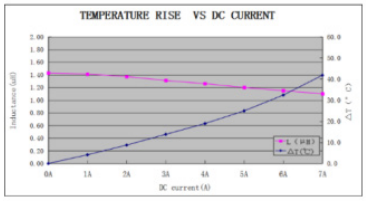

HRBN0503A1R5□PN00

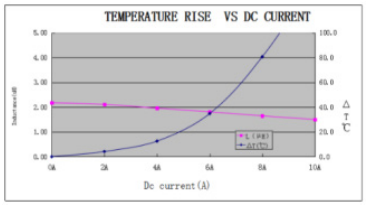

HRBN0503A2R2□PN00

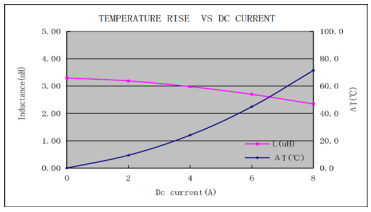

HRBN0503A3R3□PN00

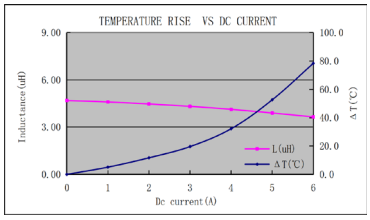

HRBN0503A4R7□PN00

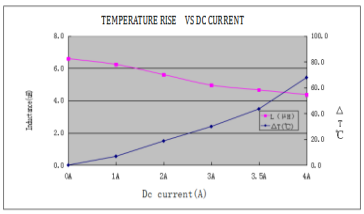

HRBN0503A6R8□PN00

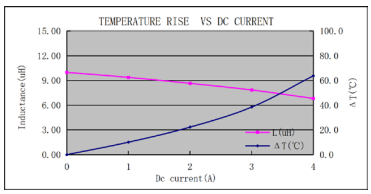

HRBN0503A100□PN00

Product Characteristic Curve

HRBN0615A series

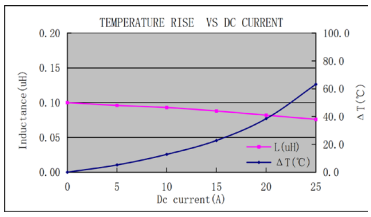

HRBN0615AR10□PN00

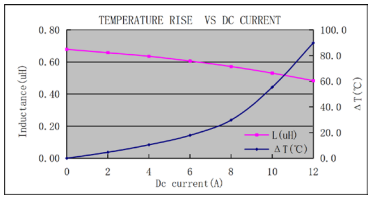

HRBN0615AR68□PN00

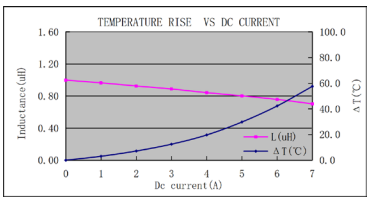

HRBN0615A1R0□PN00

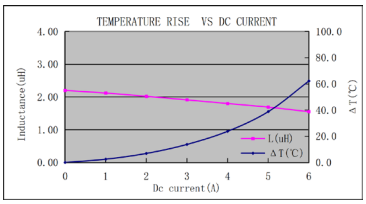

HRBN0615A2R2□PN00

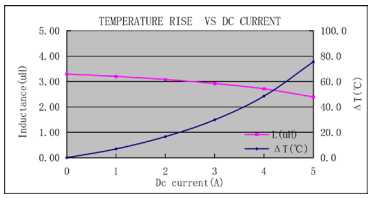

HRBN0615A3R3□PN00

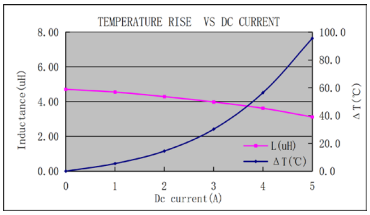

HRBN0615A4R7□PN00

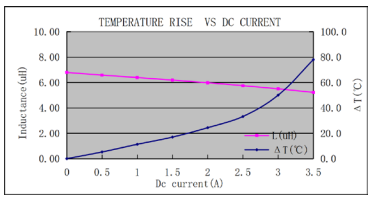

HRBN0615A6R8□PN00

Product Characteristic Curve

HRBN0618A series

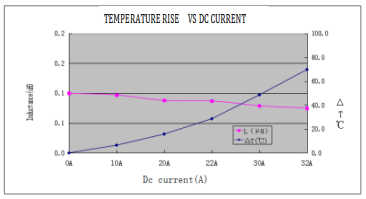

HRBN0618AR10□PN00

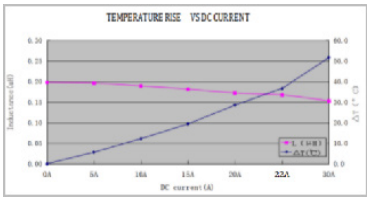

HRBN0618AR22□PN00

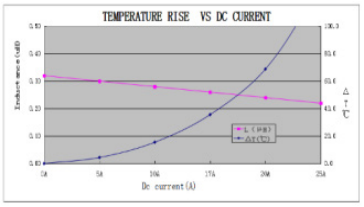

HRBN0618AR33□PN0

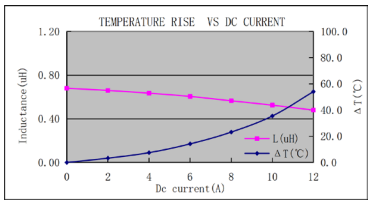

HRBN0618AR68□PN00

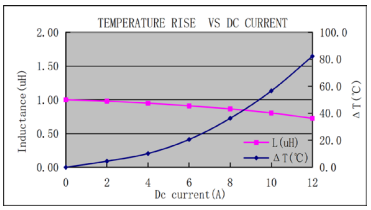

HRBN0618A1R0□PN00

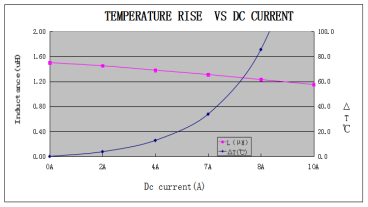

HRBN0618A1R5□PN00

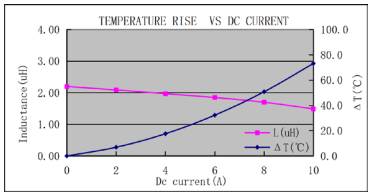

HRBN0618A2R2□PN00

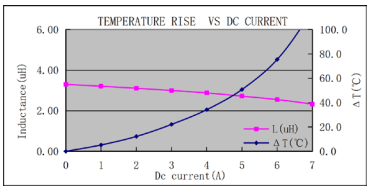

HRBN0618A3R3□PN00

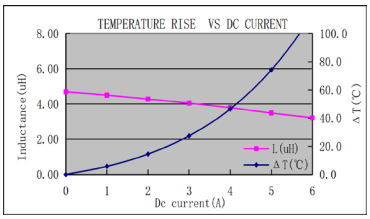

HRBN0618A4R7□PN00

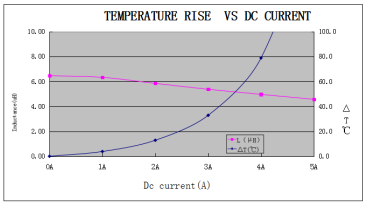

HRBN0618A6R8□PN00

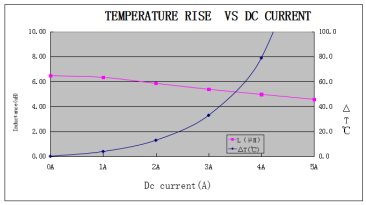

HRBN0618A100□PN00

Product Characteristic Curve

HRBN0602A series

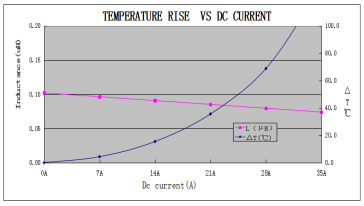

HRBN0602AR10□PN00

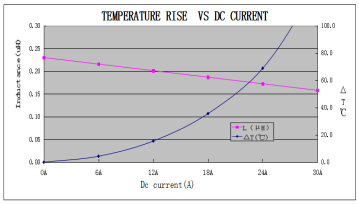

HRBN0602AR22□PN00

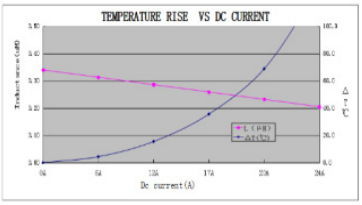

HRBN0402AR33□PN00

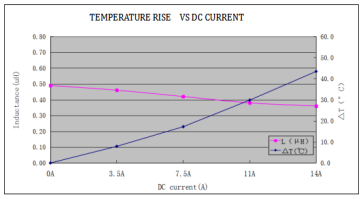

HRBN0602AR47□PN00

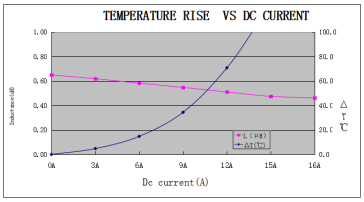

HRBN0602AR68□PN00

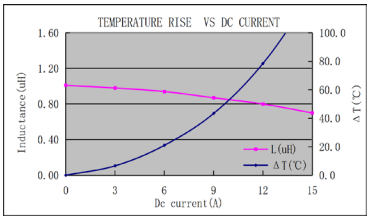

HRBN0602A1R0□PN00

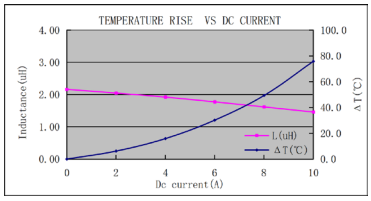

HRBN0602A2R2□PN00

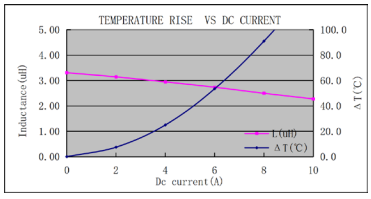

HRBN0602A3R3□PN00

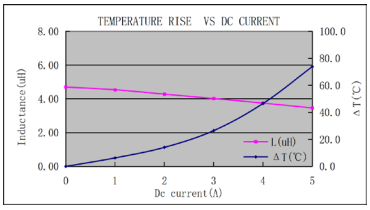

HRBN0602A4R7□PN00

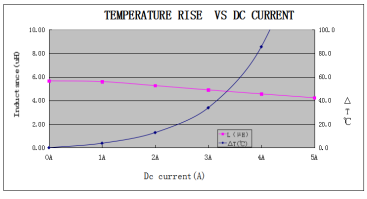

HRBN0602A5R6□PN00

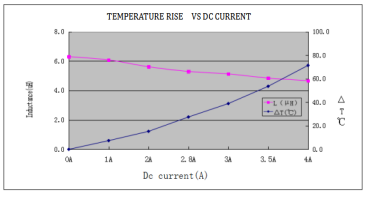

HRBN0602A6R8□PN00

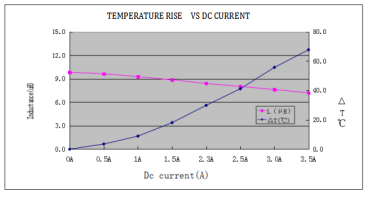

HRBN0602A100□PN00

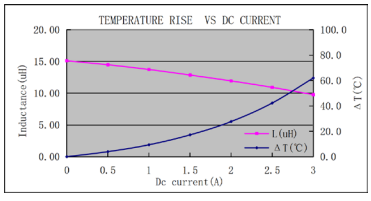

HRBN0602A150□PN00

Product Characteristic Curve

HRBN0624A series

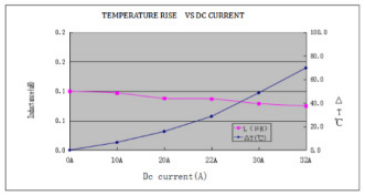

HRBN0624AR10□PN00

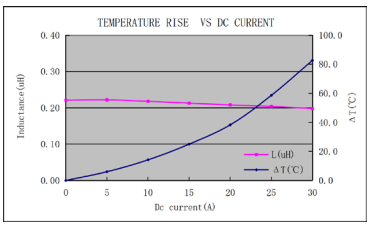

HRBN0624AR22□PN00

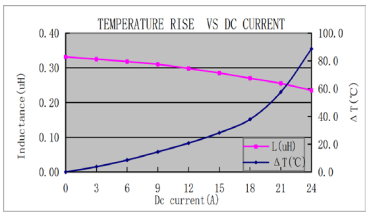

HRBN0624AR33□PN00

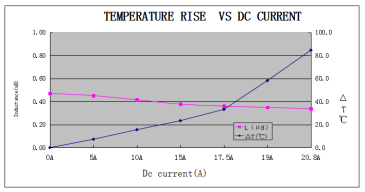

HRBN0624AR47□PN00

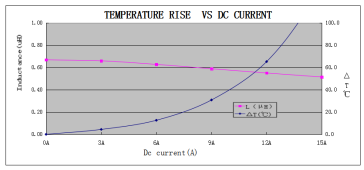

HRBN0624AR68□PN00

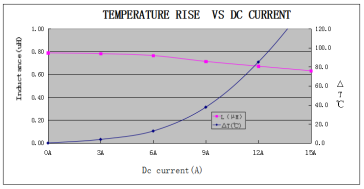

HRBN0624AR82□PN00

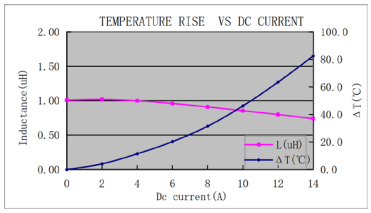

HRBN0624A1R0□PN00

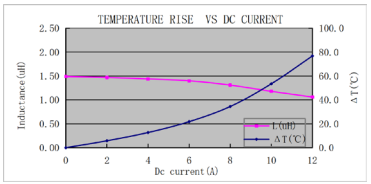

HRBN0624A1R5□PN00

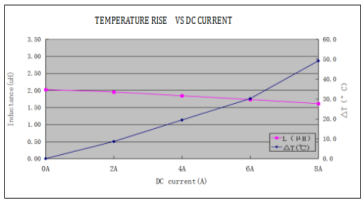

HRBN0624A2R2□PN00

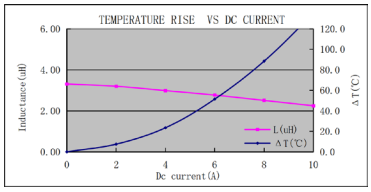

HRBN0624A3R3□PN00

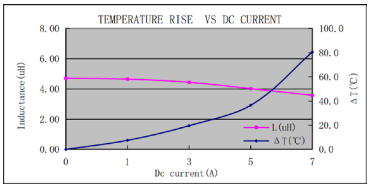

HRBN0624A4R7□PN00

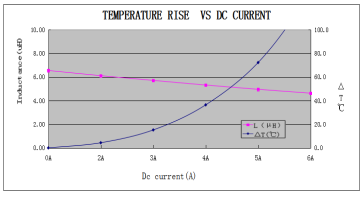

HRBN0624A6R8□PN00

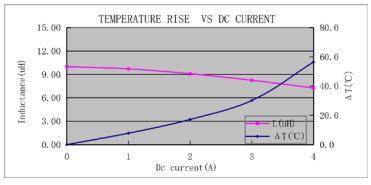

HRBN0624A100□PN00

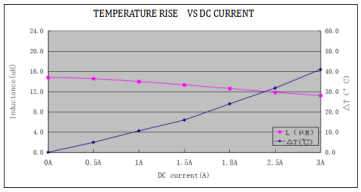

HRBN0624A150□PN00

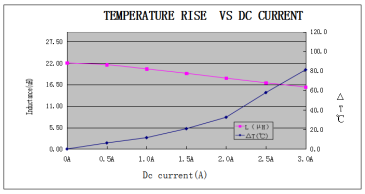

HRBN0624A220□PN00

Product Characteristic Curve

HRBN0603A series

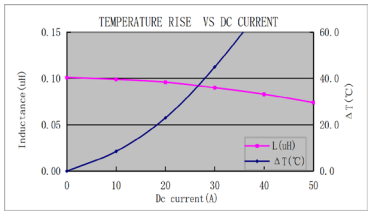

HRBN0603AR10□PN00

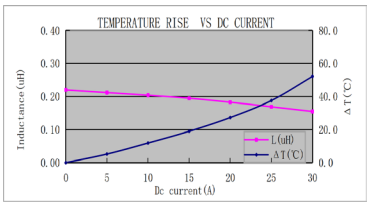

HRBN0603AR22□PN00

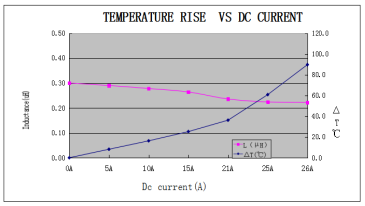

HRBN0603AR33□PN00

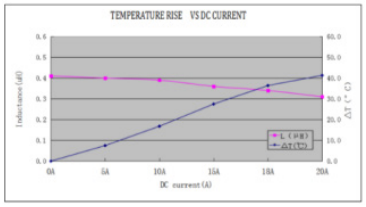

HRBN0603AR47□PN00

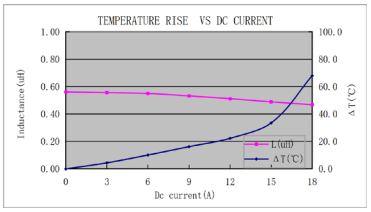

HRBN0603AR56□PN00

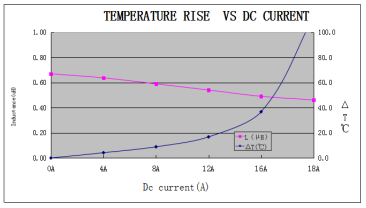

HRBN0603AR68□PN00

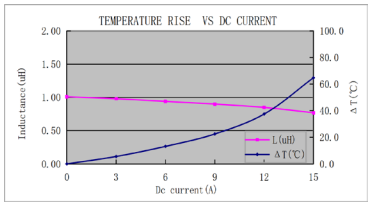

HRBN0603A1R0□PN00

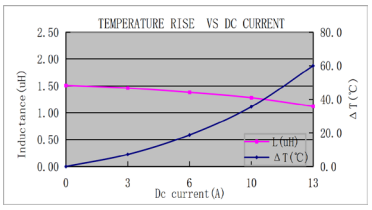

HRBN00603A1R5□PN00

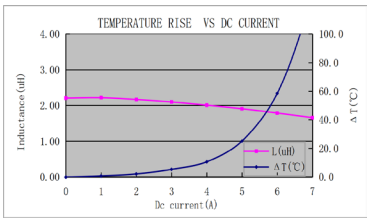

HRBN0603A2R2□PN00

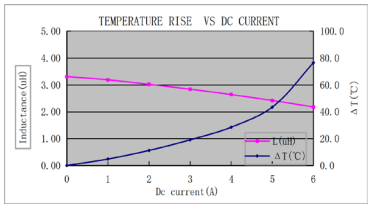

HRBN0603A3R3□PN00

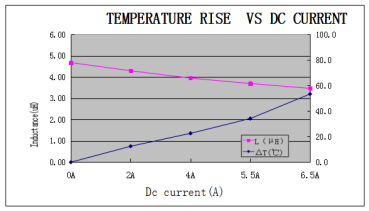

HRBN0603A4R7□PN00

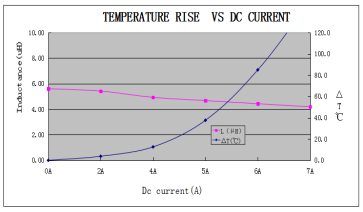

HRBN0603A5R6□PN00

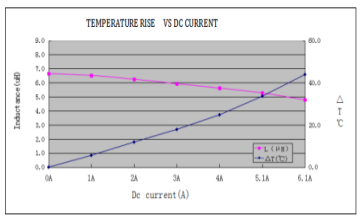

HRBN0603A6R8□PN00

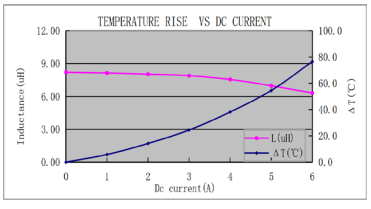

HRBN0603A8R2□PN00

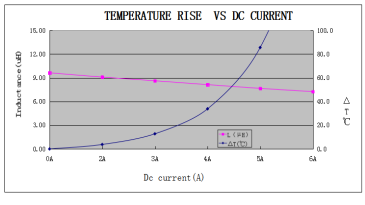

HRBN0603A100□PN00

Product Characteristic Curve

HRBN0604A series

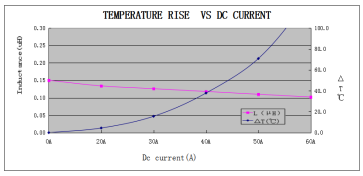

HRBN0604AR15□PN00

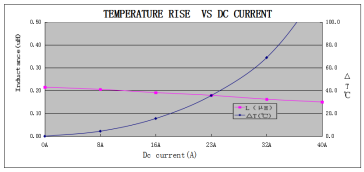

HRBN0604AR22□PN00

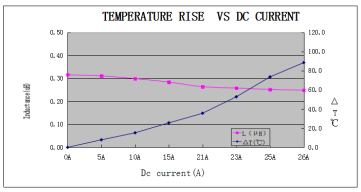

HRBN0604AR33□PN00

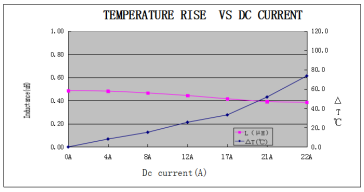

HRBN0604AR47□PN00

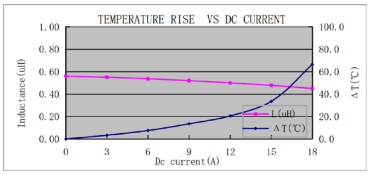

HRBN0604AR56□PN00

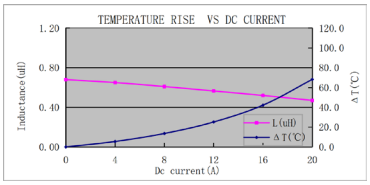

HRBN0604AR68□PN00

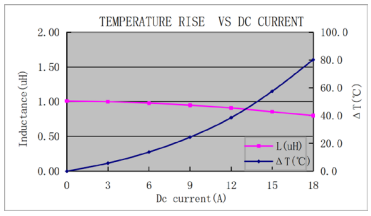

HRBN0604A1R0□PN00

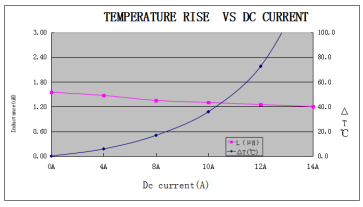

HRBN0604A1R5□PN00

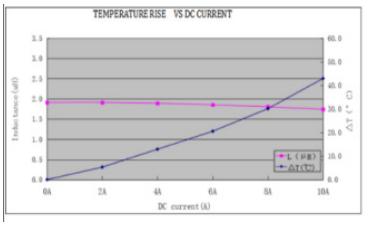

HRBN0604A2R2□PN00

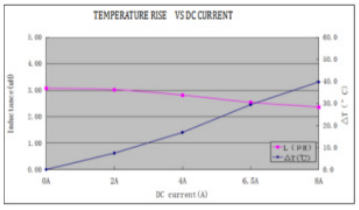

HRBN0604A3R3□PN00

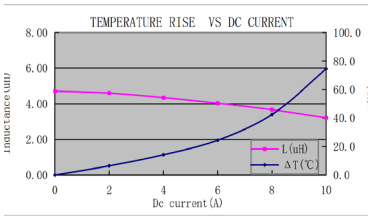

HRBN0604A4R7□PN00

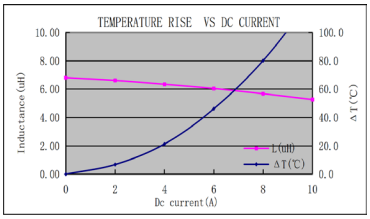

HRBN0604A6R8□PN00

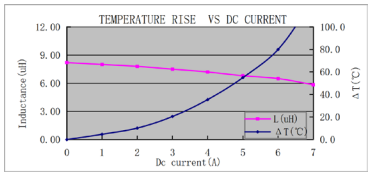

HRBN0604A8R2□PN00

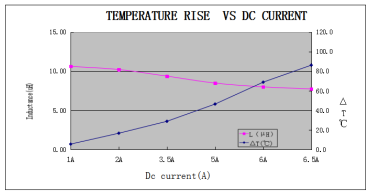

HRBN0604A100□PN00

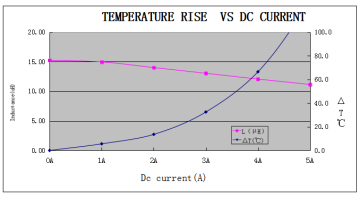

HRBN0604A150□PN00

Product Characteristic Curve

HRBN0605A series

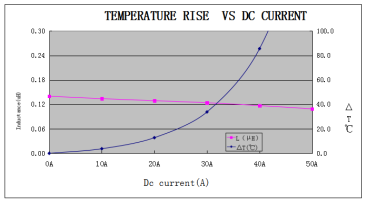

HRBN0605AR15□PN00

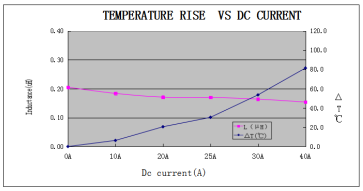

HRBN0605AR22□PN00

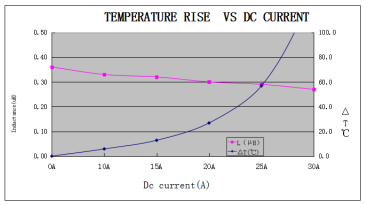

HRBN0605AR36□PN00

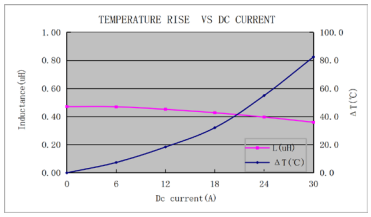

HRBN0605AR47□PN00

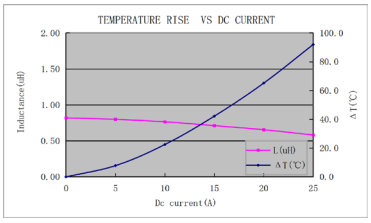

HRBN0605AR82□PN00

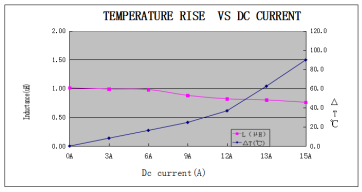

HRBN0605A1R0□PN00

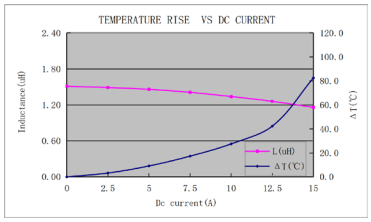

HRBN0605A1R5□PN00

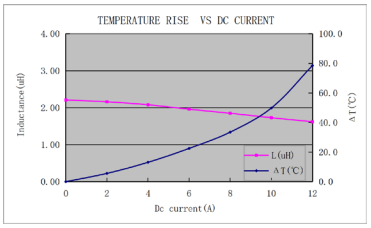

HRBN0605A2R2□PN00

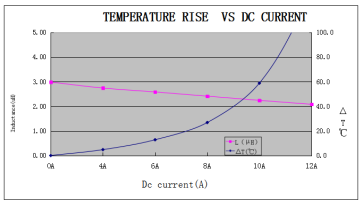

HRBN0605A2R7□PN00

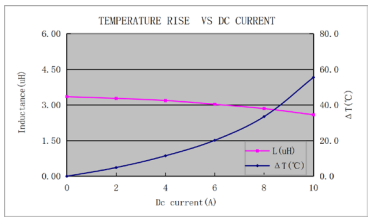

HRBN0605A3R3□PN00

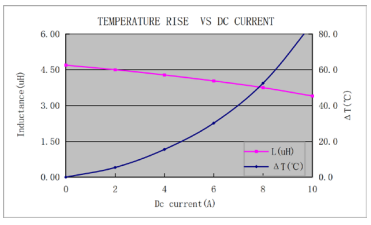

HRBN0605A4R7□PN00

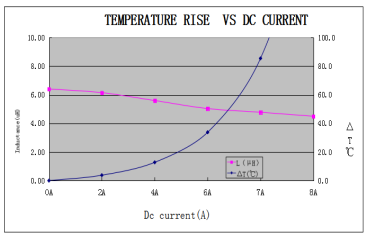

HRBN0605A6R8□PN00

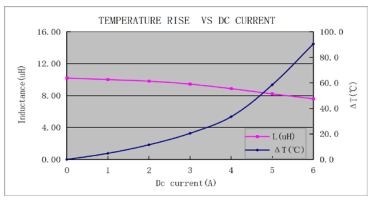

HRBN0605A100□PN00

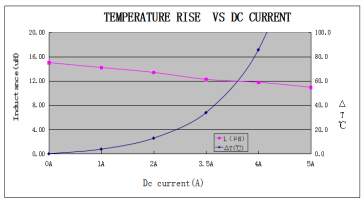

HRBN0605A150□PN00

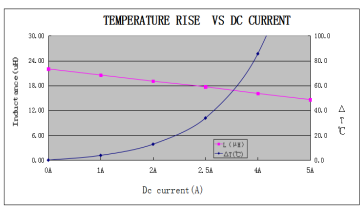

HRBN0605A220□PN00

Product Characteristic Curve

HRBN1003A series

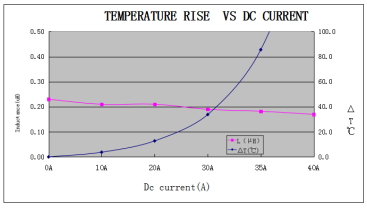

HRBN1003AR22□PN00

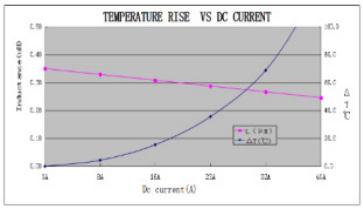

HRBN1003AR36□PN00

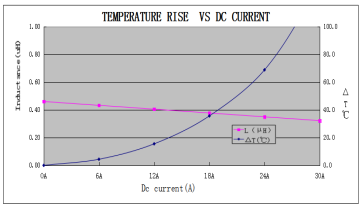

HRBN1003AR47□PN00

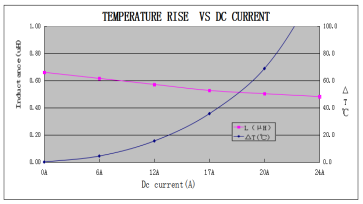

HRBN1003AR68□PN00

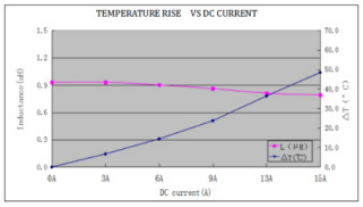

HRBN1003A1R0□PN00

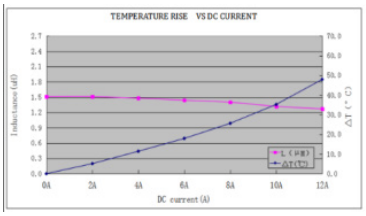

HRBN1003A1R5□PN00

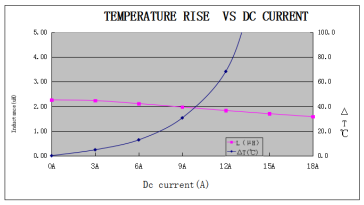

HRBN1003A2R2□PN00

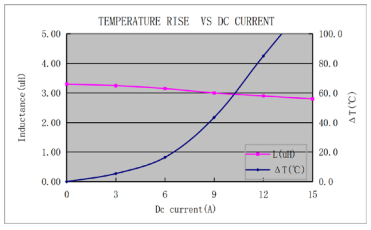

HRBN1003A3R3□PN00

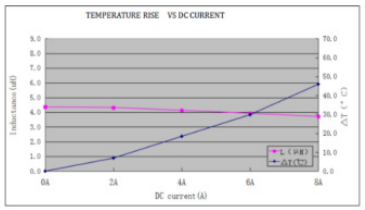

HRBN1003A4R7□PN00

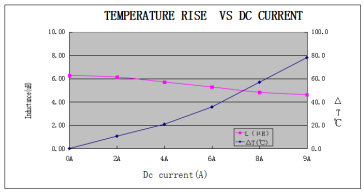

HRBN1003A6R8□PN00

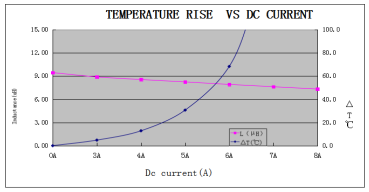

HRBN1003A100□PN00

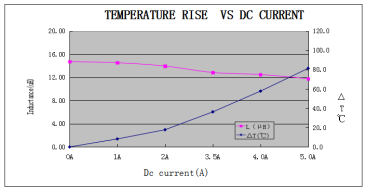

HRBN1003A150□PN00

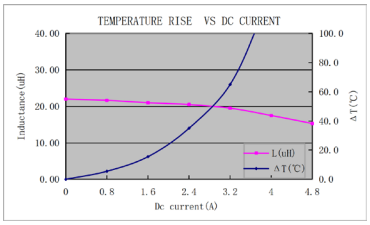

HRBN1003A220□PN00

Product Characteristic Curve

HRBN1004A series

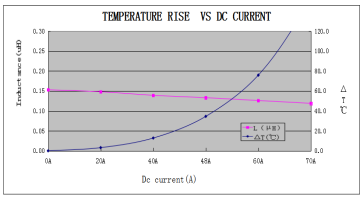

HRBN1004AR15□PN00

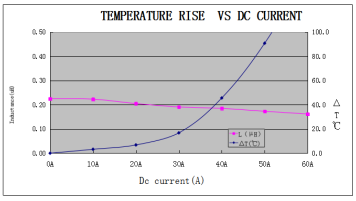

HRBN1004AR22□PN00

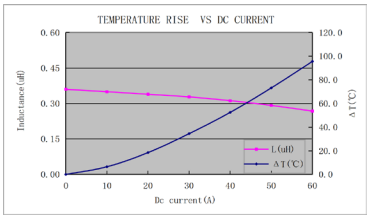

HRBN1004AR36□PN00

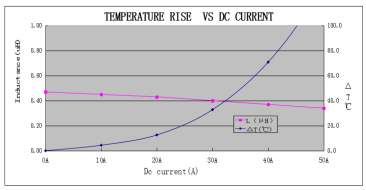

HRBN1004AR47□PN00

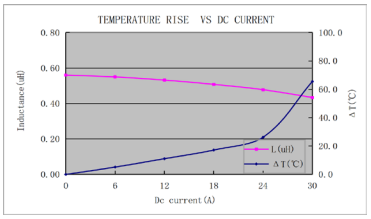

HRBN1004AR56□PN00

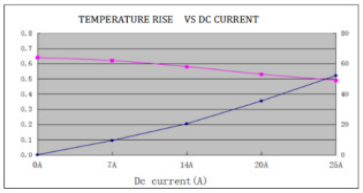

HRBN1004AR68□PN00

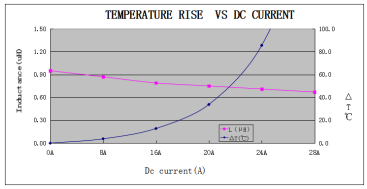

HRBN1004A1R0□PN00

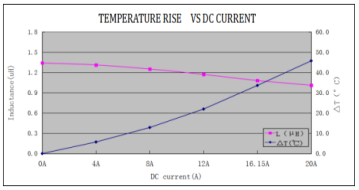

HRBN1004A1R5□PN00

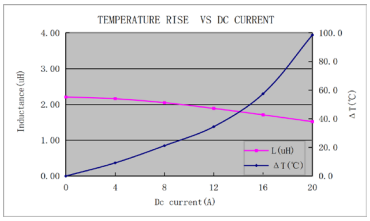

HRBN1004A2R2□PN00

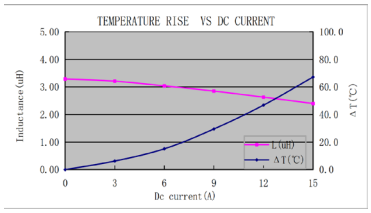

HRBN1004A3R3□PN00

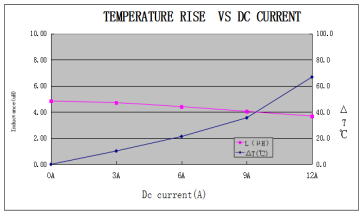

HRBN1004A4R7□PN00

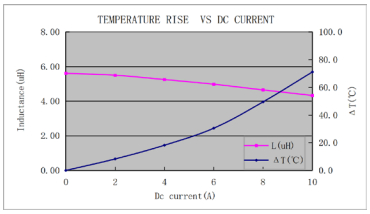

HRBN1004A5R6□PN00

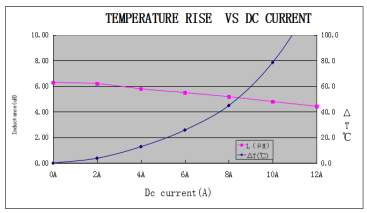

HRBN1004A6R8□PN00

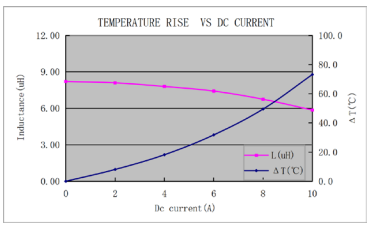

HRBN1004A8R2□PN00

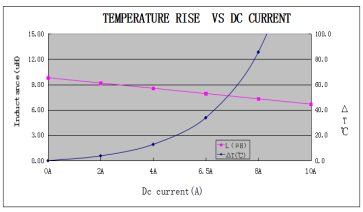

HRBN1004A100□PN00

Product Characteristic Curve

HRBN1005A series

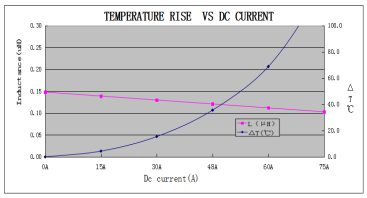

HRBN1005AR15□PN00

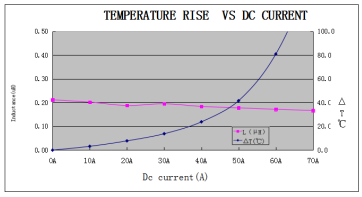

HRBN1005AR22□PN00

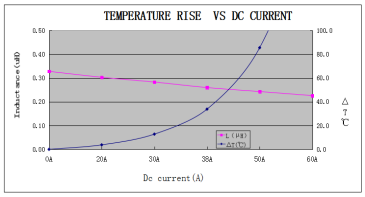

HRBN1005AR36□PN00

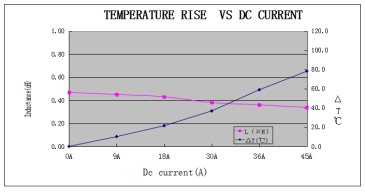

HRBN1005AR47□PN00

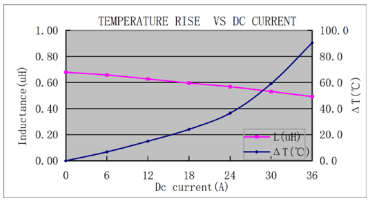

HRBN1005AR68□PN00

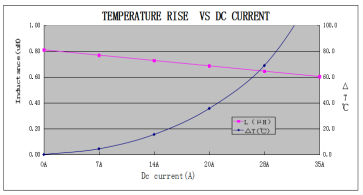

HRBN1005AR82□PN00

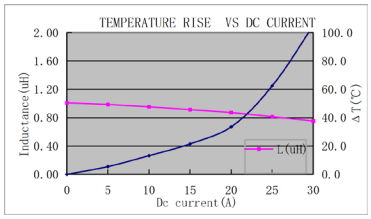

HRBN1005A1R0□PN00

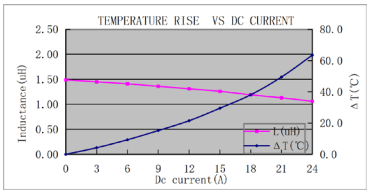

HRBN1005A1R5□PN00

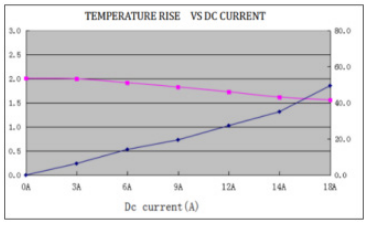

HRBN1005A2R2□PN00

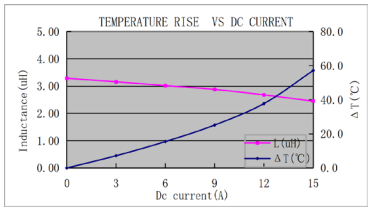

HRBN1005A3R3□PN00

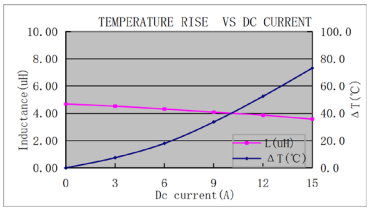

HRBN1005A4R7□PN00

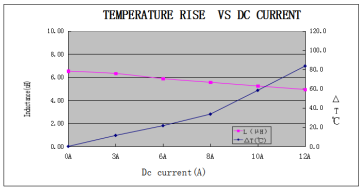

HRBN1005A5R6□PN00

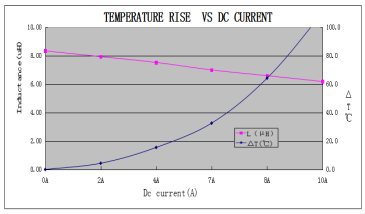

HRBN1005A6R8□PN00

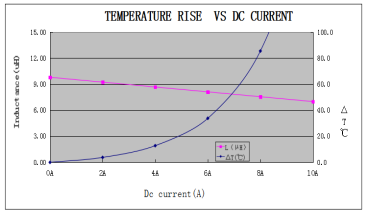

HRBN1005A8R2□PN00

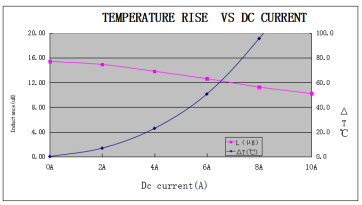

HRBN1005A100□PN00

Product Characteristic Curve

HRBN1235A series

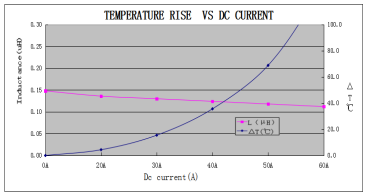

HRBN1235AR15□PN00

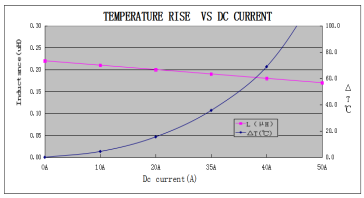

HRBN1235AR22□PN00

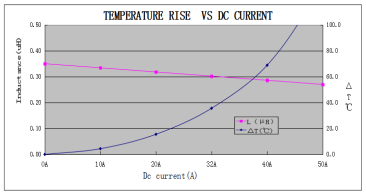

HRBN1235AR33□PN00

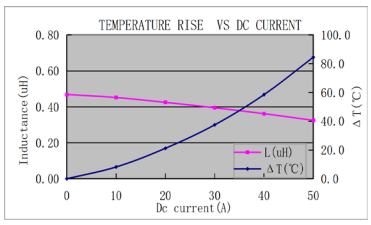

HRBN1235AR47□PN00

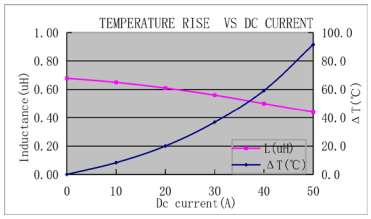

HRBN1235AR68□PN00

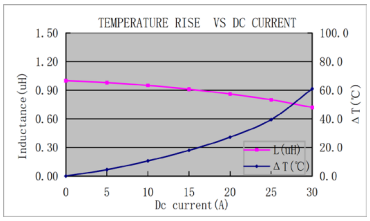

HRBN1235A1R0□PN00

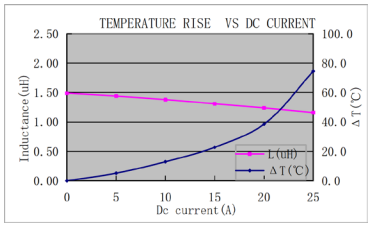

HRBN1235A1R5□PN00

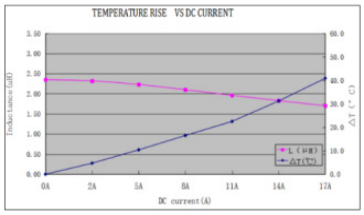

HRBN1235A2R2□PN00

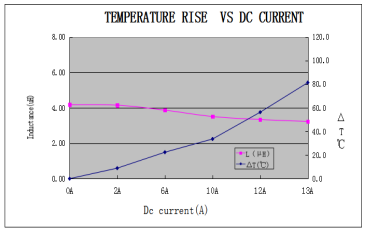

HRBN1235A3R3□PN00

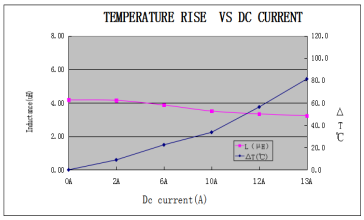

HRBN1235A4R7□PN00

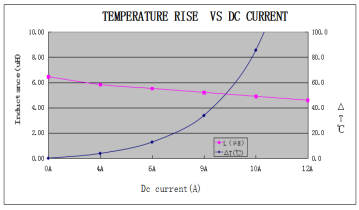

HRBN1235A6R8□PN00

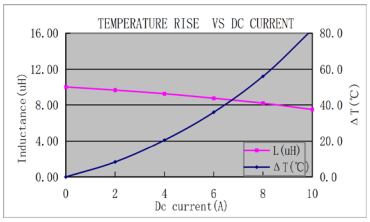

HRBN1235A100□PN00

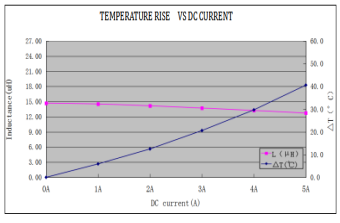

HRBN1235A150□PN00

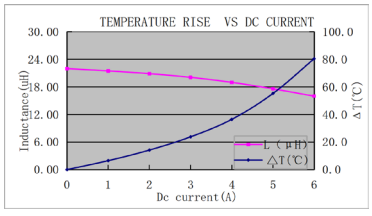

HRBN1235A220□PN00

Product Characteristic Curve

HRBN1205A series

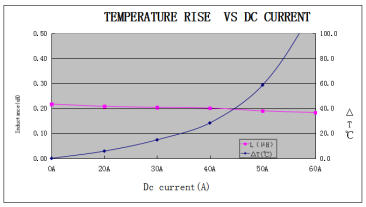

HRBN1205AR22□PN00

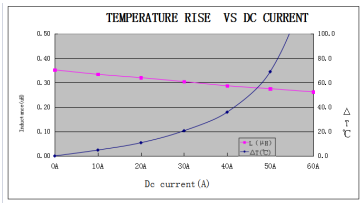

HRBN1205AR36□PN00

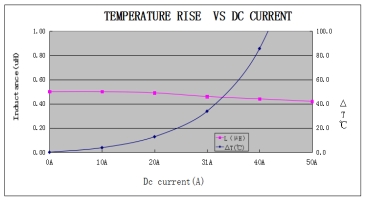

HRBN1205AR47□PN00

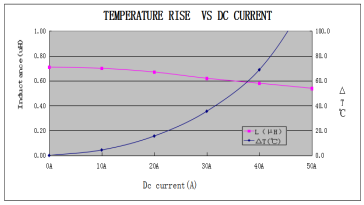

HRBN1205AR68□PN00

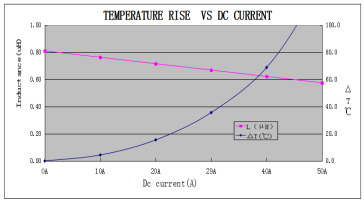

HRBN1205AR82□PN00

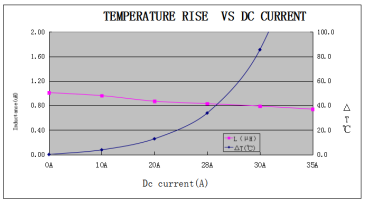

HRBN1205A1R0□PN00

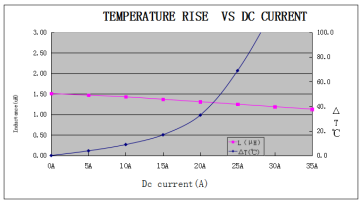

HRBN1205A1R5□PN00

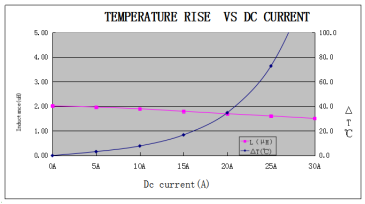

HRBN1205A2R2□PN00

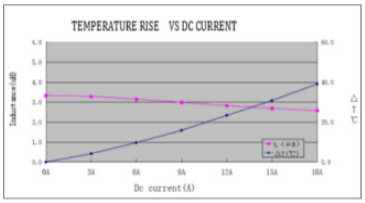

HRBN1205A3R3□PN00

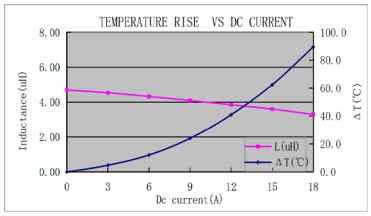

HRBN1205A4R7□PN00

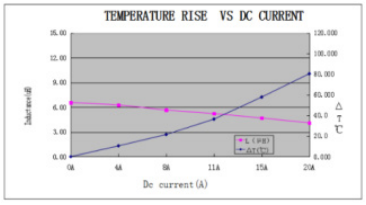

HRBN1205A6R8□PN00

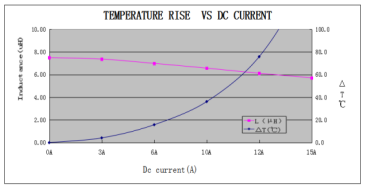

HRBN1205A8R2□PN00

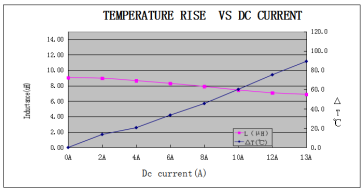

HRBN1205A100□PN00

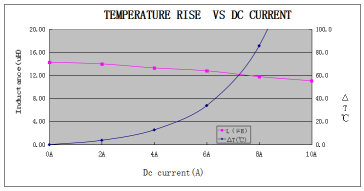

HRBN1205A150□PN00

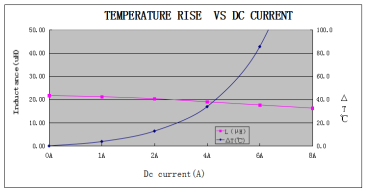

HRBN1205A220□PN00

Product Characteristic Curve

HRBN1265A series

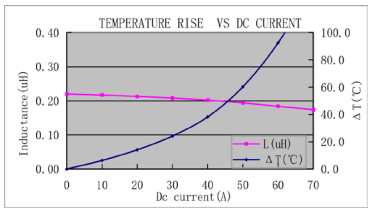

HRBN1265AR22□PN00

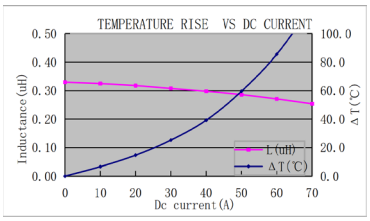

HRBN1265AR33□PN00

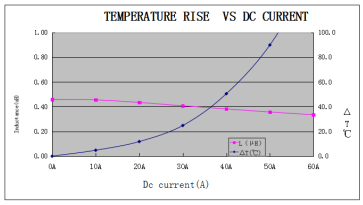

HRBN1265AR47□PN00

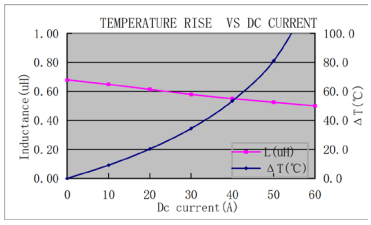

HRBN1265AR68□PN00

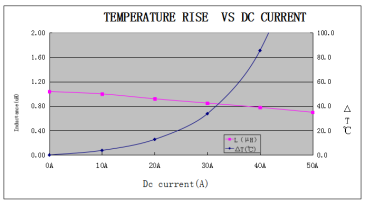

HRBN1265A1R0□PN00

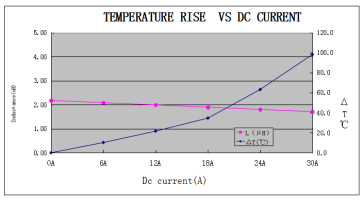

HRBN1265A2R2□PN00

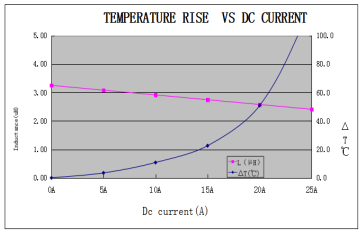

HRBN1265A3R3□PN00

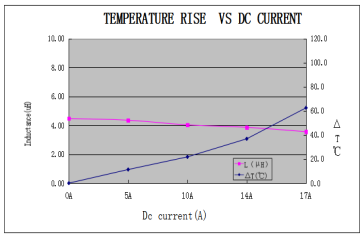

HRBN1265A4R7□PN00

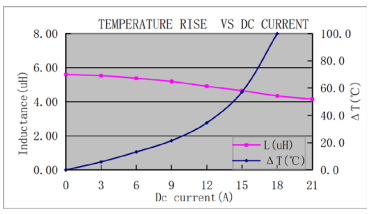

HRBN1265A5R6□PN00

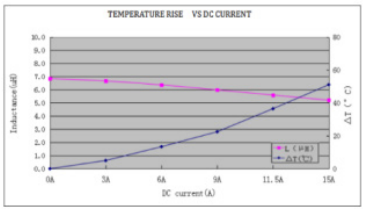

HRBN1265A6R8□PN00

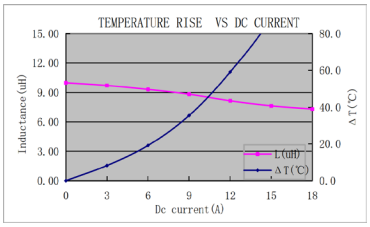

HRBN1265A100□PN00

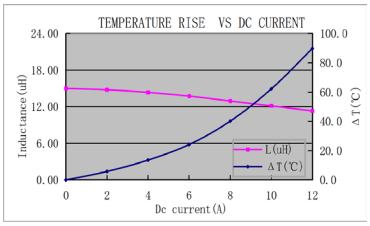

HRBN1265A150□PN00

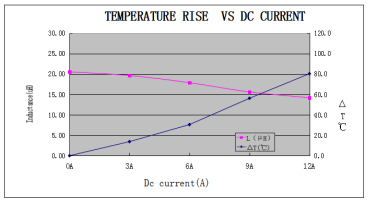

HRBN1265A220□PN00

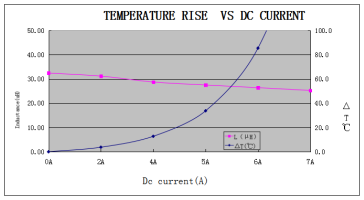

HRBN1265A330□PN00

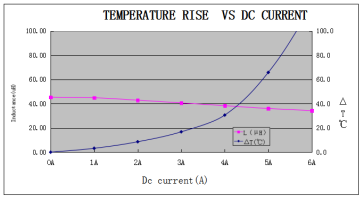

HRBN1265A470□PN00

Product Characteristic Curve

HRBN1704A series

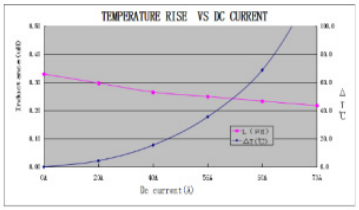

HRBN1704AR33□PN00

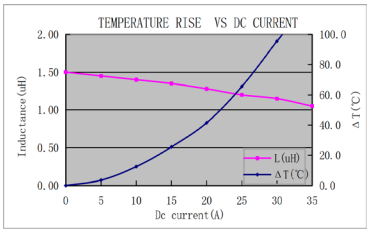

HRBN1704A1R5□PN00v

HRBN1707A series

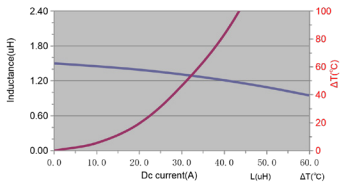

HRBN1707A1R5□PN00

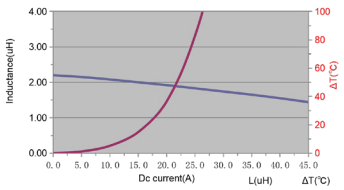

HRBN1707A2R2□PN00

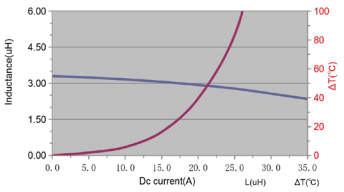

HRBN1707A3R3□PN00

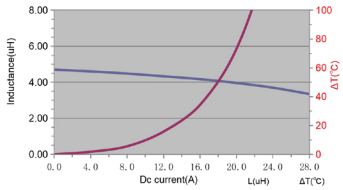

HRBN1707A4R7□PN00

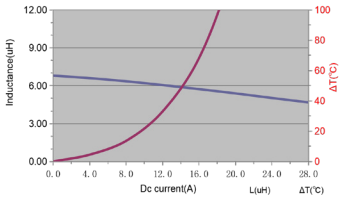

HRBN1707A6R8□PN00

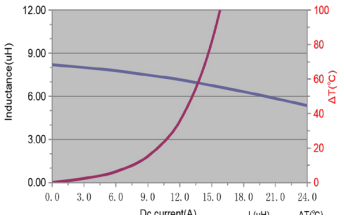

HRBN1707A8R2□PN00

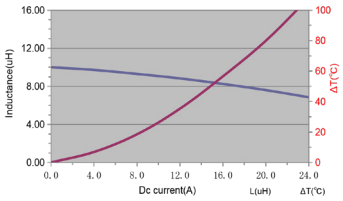

HRBN1707A100□PN00

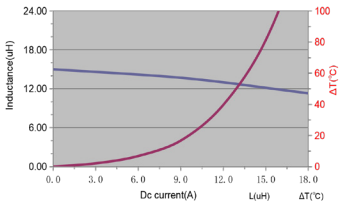

HRBN1707A150□PN00

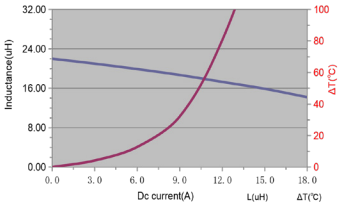

HRBN1707A220□PN00

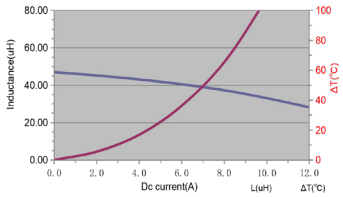

HRBN1707A330□PN00

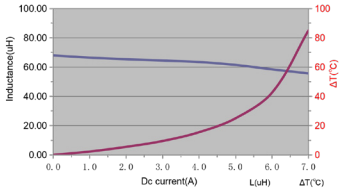

HRBN1707A470□PN00

Packaging Specifications

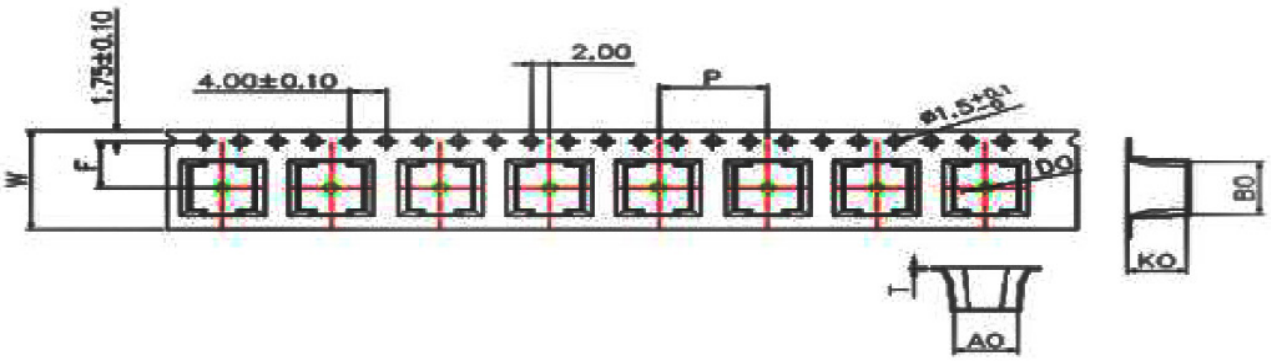

Dimensions in mm

TYPE	Tape Dimensions						Quantity PCS/REEL
	A0	B0	K0	W	P	T	
HRBN0415A	4.4	5.2	1.7	12.0	8.0	0.30	3000
HRBN0402A	4.4	5.2	2.2	12.0	8.0	0.30	3000
HRBN0515A	5.4	6.0	1.7	12.0	8.0	0.30	3000
HRBN0518A	5.4	6.0	2.2	12.0	8.0	0.30	3000
HRBN0502A	5.4	6.0	2.2	12.0	8.0	0.30	3000
HRBN0503A	5.4	6.0	3.2	12.0	8.0	0.30	2500
HRBN0615A	7.0	7.8	1.7	16.0	12.0	0.35	2000
HRBN0618A	7.0	7.8	2.3	16.0	12.0	0.35	2000
HRBN0602A	7.0	7.8	2.3	16.0	12.0	0.35	2000
HRBN0624A	7.0	7.8	2.6	16.0	12.0	0.35	2000
HRBN0603A	7.0	7.8	3.2	16.0	12.0	0.35	1500
HRBN0604A	7.0	7.8	4.2	16.0	12.0	0.35	1000
HRBN0605A	7.0	7.8	5.2	16.0	12.0	0.35	1000
HRBN0705A	8.8	9.2	5.2	16.0	12.0	0.35	1000
HRBN1003A	10.7	12.0	3.2	24.0	16.0	0.35	1000
HRBN1004A	10.7	12.0	4.5	24.0	16.0	0.35	1000
HRBN1005A	10.7	12.0	5.2	24.0	16.0	0.35	500
HRBN1235A	13.3	14.8	3.8	24.0	16.0	0.35	800
HRBN1205A	13.3	14.8	5.3	24.0	16.0	0.35	500
HRBN1265A	13.3	14.8	6.8	24.0	16.0	0.35	500
HRBN1704A	17.8	18.4	4.65	32.0	24.0	0.40	500
HRBN1707A	17.4	18.8	7.60	32.0	24.0	0.40	300

HRBN SERIES

FEATURES



- RoHS compliant
- Super low resistance, ultra high current rating
- High performance (Isat) is achieved through a carbonyl powder core
- Frequency Range: up to 1MHz

Applications

- Laptops and PCs
- Switchs and servers
- Base stations
- DC/DC converters

ORDERING CODE

HRBN	0603	C	100	□	P	G	00
(1)	(2)	(3)	(4)	(5)	(6)	(7)	(8)

M : ±20% Y : ±25% T : ±30%

(1) Type
(2) Dimensions
(3) Material code
(4) Inductance
(5) Inductance Tolerance
(6) Surface
(7) Colour
(8) Tail code

Shape and Dimensions

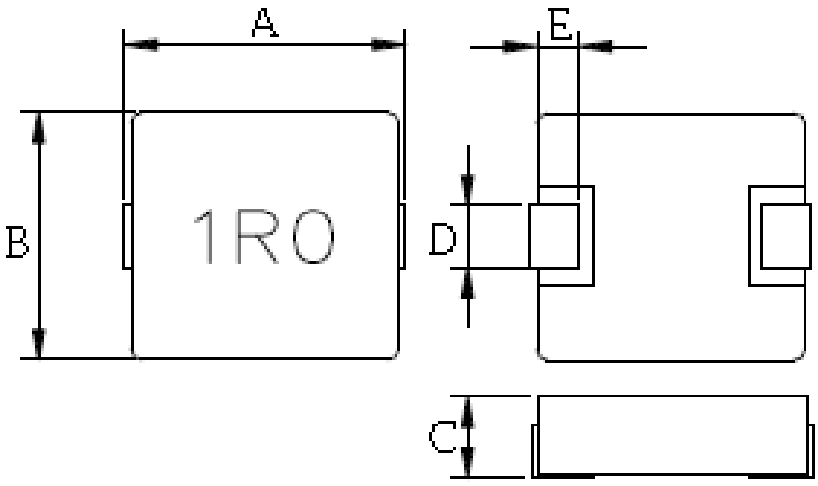

Dimensions in mm

TYPE	A	B	C	D	E
HRBN0402C	4.49±0.4	4.06±0.3	2.0max	1.5±0.3	1.1±0.3
HRBN0518C	5.6±0.3	5.3max	1.8max	2.0±0.3	1.2±0.3
HRBN0502C	5.6±0.3	5.3max	2.0max	2.0±0.3	1.2±0.3
HRBN0503C	5.6±0.3	5.3max	3.0max	2.0±0.3	1.2±0.3
HRBN0618C	7.6max	6.6±0.3	1.8max	3.0±0.3	1.6±0.5
HRBN0602C	7.6max	6.6±0.3	2.0max	3.0±0.3	1.6±0.5
HRBN0624C	7.6max	6.6±0.3	2.4max	3.0±0.3	1.6±0.5
HRBN0603C	7.6max	6.6±0.3	3.0max	3.0±0.3	1.6±0.5
HRBN0604C	7.6max	6.6±0.3	4.0max	3.0±0.3	1.6±0.5
HRBN0605C	7.6max	6.6±0.3	5.0max	3.0±0.3	1.6±0.5
HRBN1004C	11.8max	10.8max	4.0max	3.0±0.3	2.0±0.5
HRBN1005C	11.8max	10.8max	5.0max	3.0±0.3	2.0±0.5
HRBN1235C	13.5±1.0	12.8±0.5	3.5max	3.5±0.5	2.5±0.5
HRBN1205C	13.5±1.0	12.8±0.5	5.0max	3.5±0.5	2.5±0.5
HRBN1265C	13.5±1.0	12.8±0.5	6.5max	3.5±0.5	2.5±0.5
HRBN1707C	18.0±1.0	17.0±0.5	7.0MAX	12.0±0.5	3.3±0.5

HRBN0402C series Standard Specifications

Part No.	Inductance e(μH)	Test Freq.	DCR(mΩ) Typ(Max)	Isat(A) Typ	Irms(A) Typ	Tolerance (±%)	Marking
HRBN0402CR10□PG00	0.10	100kHz,1V	3.8(4.5)	35.00	14.0	30	R10
HRBN0402CR22□PG00	0.22	100kHz,1V	5.0(7.0)	24.00	13.0	20,30	R22
HRBN0402CR33□PG00	0.33	100kHz,1V	8.2(10.5)	18.00	10.0	20,30	R33
HRBN0402CR47□PG00	0.47	100kHz,1V	11.0(14.0)	12.00	8.00	20,30	R47
HRBN0402CR56□PG00	0.56	100kHz,1V	14.0(18.0)	10.00	7.00	20,30	R56
HRBN0402CR68□PG00	0.68	100kHz,1V	15.0(20.0)	10.00	6.20	20,30	R68
HRBN0402C1R0□PG00	1.00	100kHz,1V	22.0(27.0)	8.50	5.00	20,30	1R0
HRBN0402C1R5□PG00	1.50	100kHz,1V	32.0(42.0)	7.00	4.50	20,30	1R5
HRBN0402C2R2□PG00	2.20	100kHz,1V	45.0(58.0)	7.00	4.00	20,30	2R2
HRBN0402C3R3□PG00	3.30	100kHz,1V	78.0(87.0)	6.00	3.00	20,30	3R3
HRBN0402C4R7□PG00	4.70	100kHz,1V	105(140)	4.00	2.20	20,30	4R7
HRBN0402C6R8□PG00	6.80	100kHz,1V	120(175)	3.00	2.10	20,30	6R8
HRBN0402C8R2□PG00	8.20	100kHz,1V	170(200)	2.50	1.80	20,30	8R2
HRBN0402C100□PG00	10.00	100kHz,1V	170(200)	2.00	1.60	20,30	100
HRBN0402C220□PG00	22.00	100kHz,1V	540(600)	2.00	1.00	20,30	220

HRBN0518C series Standard Specifications

Part No.	Inductance (μH)	Test Freq.	DCR(mΩ) Typ(Max)	Isat(A) Typ	Irms(A) Typ	Tolerance (±%)	Marking
HRBN0518CR20□PG00	0.20	100kHz,1V	3.6(4.1)	25.00	14.00	20,30	R20
HRBN0518CR22□PG00	0.22	100kHz,1V	4.2(5.0)	22.00	13.00	20,30	R22
HRBN0518CR33□PG00	0.33	100kHz,1V	7.5(8.6)	15.00	11.00	20,30	R33
HRBN0518CR47□PG00	0.47	100kHz,1V	9.8(11.3)	14.00	10.00	20,30	R47
HRBN0518CR56□PG00	0.56	100kHz,1V	11.0(13.0)	13.50	9.50	20,30	R56
HRBN0518CR68□PG00	0.68	100kHz,1V	12.4(14.3)	13.00	9.00	20,30	R68
HRBN0518C1R0□PG00	1.00	100kHz,1V	18.2(21.0)	10.00	6.80	20,30	1R0
HRBN0518C1R5□PG00	1.50	100kHz,1V	26.0(30.0)	9.00	6.00	20,30	1R5
HRBN0518C2R2□PG00	2.20	100kHz,1V	42.0(48.3)	7.50	4.50	20,30	2R2
HRBN0518C3R3□PG00	3.30	100kHz,1V	60.0(69.0)	5.00	3.50	20,30	3R3
HRBN0518C4R7□PG00	4.70	100kHz,1V	85.0(98.0)	4.50	3.00	20,30	4R7
HRBN0518C5R6□PG00	5.60	100kHz,1V	110.0(127.0)	4.00	2.50	20,30	5R6
HRBN0518C6R8□PG00	6.80	100kHz,1V	118.0(137.0)	3.50	2.40	20,30	6R8
HRBN0518C8R2□PG00	8.20	100kHz,1V	143.0(165.0)	3.00	2.30	20,30	8R2
HRBN0518C100□PG00	10.00	100kHz,1V	165.0(190.0)	2.80	2.20	20,30	100
HRBN0518C150□PG00	15.00	100kHz,1V	275.0(318.0)	2.30	1.70	20,30	150

NOTE: □-Tolerance M=±20% / T=±30%

1.Operating temperature range — 40℃ ~ 125℃ (Including self - temperature rise)

2.Isat: DC current (A) that will cause L0 to drop approximately 30%

3.Irms: DC current (A) that will cause an approximately △ T of 40℃

4.The part temperature (ambient + temp rise) should not exceed 125℃ under the worst operating conditions. Circuit design,component placement,PCB trace size and thickness, airflow and other cooling provisions all affect the part temperature. Part temperature should be verified in the end application.

HRBN0502C series Standard Specifications

Part No.	Inductance (μH)	Test Freq.	DCR(mΩ) Typ(Max)	Isat(A) Typ	Irms(A) Typ	Tolerance (±%)	Marking
HRBN0502CR10□PG00	0.10	100kHz,1V	3.6(4.5)	45.00	18.00	30	R10
HRBN0502CR15□PG00	0.15	100kHz,1V	3.8(4.6)	27.00	16.00	30	R15
HRBN0502CR22□PG00	0.22	100kHz,1V	4.0(5.5)	25.00	15.00	20,30	R22
HRBN0502CR24□PG00	0.24	100kHz,1V	6.0(7.0)	23.00	13.00	20,30	R24
HRBN0502CR33□PG00	0.33	100kHz,1V	6.3(7.3)	21.30	12.00	20,30	R33
HRBN0502CR36□PG00	0.36	100kHz,1V	6.8(7.8)	20.00	11.80	20,30	R36
HRBN0502CR47□PG00	0.47	100kHz,1V	8.4(9.5)	18.00	11.50	20,30	R47
HRBN0502CR56□PG00	0.56	100kHz,1V	9.3(11.2)	15.00	10.70	20,30	R56
HRBN0502CR68□PG00	0.68	100kHz,1V	11.0(12.4)	12.80	10.0	20,30	R68
HRBN0502C1R0□PG00	1.00	100kHz,1V	17.5(20.0)	12.70	7.00	20,30	1R0
HRBN0502C1R2□PG00	1.20	100kHz,1V	23.0(28.0)	11.00	6.20	20,30	1R2
HRBN0502C1R5□PG00	1.50	100kHz,1V	26.5(30.5)	9.80	5.50	20,30	1R5
HRBN0502C2R2□PG00	2.20	100kHz,1V	42.0(50.0)	9.00	4.20	20,30	2R2
HRBN0502C3R3□PG00	3.30	100kHz,1V	66.0(76.0)	7.30	3.30	20,30	3R3
HRBN0502C4R7□PG00	4.70	100kHz,1V	103.0(116.0)	5.00	2.80	20,30	4R7
HRBN0502C5R6□PG00	5.60	100kHz,1V	112.0(122.0)	4.00	2.50	20,30	5R6
HRBN0502C6R8□PG00	6.80	100kHz,1V	130.0(150.0)	3.80	2.40	20,30	6R8
HRBN0502C8R2□PG00	8.20	100kHz,1V	148.0(171.0)	3.50	2.30	20,30	8R2
HRBN0502C100□PG00	10.0	100kHz,1V	195.0(220.0)	3.40	2.00	20,30	100

NOTE: □-Tolerance M=±20% / T=±30%

1.Operating temperature range －40℃～125℃ (Including self - temperature rise)

2.Isat: DC current (A) that will cause L0 to drop approximately 30%

3.Irms: DC current (A) that will cause an approximately △T of 40℃

4.The part temperature (ambient + temp rise) should not exceed 125℃ under the worst operating conditions. Circuit design,component placement,PCB trace size and thickness, airflow and other cooling provisions all affect the part temperature. Part temperature should be verified in the end application.

HRBN0503C series Standard Specifications

Part No.	Inductance (μH)	Test Freq.	DCR(mΩ) Typ(Max)	Isat(A) Typ	Irms(A) Typ	Tolerance (±%)	Marking
HRBN0503CR10□PG00	0.10	100kHz,1V	2.5(3.0)	27.00	23.00	30	R10
HRBN0503CR20□PG00	0.20	100kHz,1V	2.6(3.2)	25.00	16.00	30	R20
HRBN0503CR22□PG00	0.22	100kHz,1V	3.7(4.4)	21.00	15.50	20,30	R22
HRBN0503CR33□PG00	0.33	100kHz,1V	4.3(5.0)	18.00	14.00	20,30	R33
HRBN0503CR47□PG00	0.47	100kHz,1V	6.4(7.4)	16.00	12.00	20,30	R47
HRBN0503CR68□PG00	0.68	100kHz,1V	10.0(12.0)	14.00	8.50	20,30	R68
HRBN0503C1R0□PG00	1.00	100kHz,1V	13.0(14.0)	11.00	7.00	20,30	1R0
HRBN0503C1R2□PG00	1.20	100kHz,1V	14.0(16.0)	11.00	6.50	20,30	1R2
HRBN0503C1R5□PG00	1.50	100kHz,1V	16.0(25.0)	10.0	6.00	20,30	1R5
HRBN0503C2R2□PG00	2.20	100kHz,1V	25.0(35.0)	9.00	5.50	20,30	2R2
HRBN0503C3R3□PG00	3.30	100kHz,1V	32.0(38.0)	8.00	5.00	20,30	3R3
HRBN0503C3R6□PG00	3.60	100kHz,1V	46.0(54.0)	7.00	4.90	20,30	3R6
HRBN0503C4R7□PG00	4.70	100kHz,1V	50.0(60.0)	6.00	4.60	20,30	4R7
HRBN0503C5R6□PG00	5.60	100kHz,1V	55.0(63.0)	4.50	4.30	20,30	5R6
HRBN0503C6R8□PG00	6.80	100kHz,1V	68.0(76.2)	4.30	4.00	20,30	6R8
HRBN0503C100□PG00	10.00	100kHz,1V	110.0(128.0)	3.50	2.80	20,30	100
HRBN0503C150□PG00	15.00	100kHz,1V	165.0(220.0)	2.60	2.10	20,30	150
HRBN0503C180□PG00	18.00	100kHz,1V	195.0(230.0)	2.30	2.00	20,30	180
HRBN0503C220□PG00	22.00	100kHz,1V	220.0(250.0)	1.70	1.90	20,30	220
HRBN0503C330□PG00	33.00	100kHz,1V	380.0(440.0)	1.60	1.60	20,30	330

NOTE: □-Tolerance M=±20% / T=±30%

1.Operating temperature range － 40℃～ 125℃ (Including self - temperature rise)

2.Isat: DC current (A) that will cause L0 to drop approximately 30%

3.Irms: DC current (A) that will cause an approximately △ T of 40℃

4.The part temperature (ambient + temp rise) should not exceed 125℃ under the worst operating conditions. Circuit design,component placement,PCB trace size and thickness, airflow and other cooling provisions all affect the part temperature. Part temperature should be verified in the end application.

HRBN0618C series Standard Specifications

Part No.	Inductance (μH)	Test Freq.	DCR(mΩ) Typ(Max)	Isat(A) Typ	Irms(A) Typ	Tolerance (±%)	Marking
HRBN0618CR15□PG00	0.15	100kHz,1V	2.2(2.6)	30.00	16.00	30	R15
HRBN0618CR18□PG00	0.18	100kHz,1V	2.5(3.0)	29.00	15.00	30	R18
HRBN0618CR22□PG00	0.22	100kHz,1V	2.6(3.3)	24.00	14.00	20,30	R22
HRBN0618CR33□PG00	0.33	100kHz,1V	4.8(5.8)	19.00	12.00	20,30	R33
HRBN0618CR47□PG00	0.47	100kHz,1V	6.4(7.4)	16.00	10.00	20,30	R47
HRBN0618CR56□PG00	0.56	100kHz,1V	8.5(10.0)	15.00	9.50	20,30	R56
HRBN0618CR68□PG00	0.68	100kHz,1V	9.5(11.0)	15.00	9.00	20,30	R68
HRBN0618CR82□PG00	0.82	100kHz,1V	11.5(14.0)	14.00	7.90	20,30	R82
HRBN0618C1R0□PG00	1.00	100kHz,1V	14.5(17.0)	12.00	6.50	20,30	1R0
HRBN0618C1R2□PG00	1.20	100kHz,1V	20.0(24.0)	11.00	6.00	20,30	1R2
HRBN0618C1R5□PG00	1.50	100kHz,1V	21.0(25.2)	11.00	5.50	20,30	1R5
HRBN0618C2R2□PG00	2.20	100kHz,1V	31.0(35.0)	10.00	5.00	20,30	2R2
HRBN0618C3R3□PG00	3.30	100kHz,1V	40.0(46.0)	8.00	4.50	20,30	3R3
HRBN0618C4R7□PG00	4.70	100kHz,1V	68.0(76.0)	6.00	3.60	20,30	4R7
HRBN0618C5R6□PG00	5.60	100kHz,1V	78.0(86.0)	5.00	3.10	20,30	5R6
HRBN0618C6R8□PG00	6.80	100kHz,1V	93.0(104.0)	4.50	2.60	20,30	6R8
HRBN0618C8R2□PG00	8.20	100kHz,1V	123.0(140.0)	3.80	2.20	20,30	8R2
HRBN0618C100□PG00	10.00	100kHz,1V	143.0(160.0)	3.10	2.00	20,30	100
HRBN0618C150□PG00	15.00	100kHz,1V	240.0(280.0)	2.70	1.70	20,30	150
HRBN0618C220□PG00	22.00	100kHz,1V	300.0(360.0)	2.10	1.50	20,30	220

NOTE: □-Tolerance M=±20% / T=±30%

1.Operating temperature range －40℃～125℃ (Including self - temperature rise)

2.Isat: DC current (A) that will cause L0 to drop approximately 30%

3.Irms: DC current (A) that will cause an approximately △T of 40℃

4.The part temperature (ambient + temp rise) should not exceed 125℃ under the worst operating conditions. Circuit design,component placement,PCB trace size and thickness, airflow and other cooling provisions all affect the part temperature. Part temperature should be verified in the end application.

HRBN0602C series Standard Specifications

Part No.	Inductance (μH)	Test Freq.	DCR(mΩ) Typ(Max)	Isat(A) Typ	Irms(A) Typ	Tolerance (±%)	Marking
HRBN0602CR10□PG00	0.10	100kHz,1V	2.0(2.4)	40.00	21.00	30	R10
HRBN0602CR15□PG00	0.15	100kHz,1V	2.3(2.7)	39.00	18.00	30	R15
HRBN0602CR16□PG00	0.16	100kHz,1V	2.3(2.7)	38.00	18.00	30	R16
HRBN0602CR18□PG00	0.18	100kHz,1V	2.4(2.9)	36.00	18.00	30	R18
HRBN0602CR20□PG00	0.20	100kHz,1V	2.5(3.0)	35.00	18.00	30	R20
HRBN0602CR22□PG00	0.22	100kHz,1V	3.5(4.0)	32.00	15.00	30	R22
HRBN0602CR33□PG00	0.33	100kHz,1V	4.5(5.0)	25.00	14.00	20,30	R33
HRBN0602CR47□PG00	0.47	100kHz,1V	7.1(8.3)	20.00	11.70	20,30	R47
HRBN0602CR56□PG00	0.56	100kHz,1V	7.9(9.3)	18.00	11.00	20,30	R56
HRBN0602CR68□PG00	0.68	100kHz,1V	8.3(10.0)	16.00	10.50	20,30	R68
HRBN0602C1R0□PG00	1.00	100kHz,1V	16.5(20.0)	14.00	8.00	20,30	1R0
HRBN0602C1R2□PG00	1.20	100kHz,1V	19.0(23.0)	13.00	7.50	20,30	1R2
HRBN0602C1R5□PG00	1.50	100kHz,1V	23.0(27.0)	12.00	7.00	20,30	1R5
HRBN0602C2R2□PG00	2.20	100kHz,1V	32.0(37.0)	10.00	6.00	20,30	2R2
HRBN0602C3R3□PG00	3.30	100kHz,1V	43.0(48.0)	8.00	5.00	20,30	3R3
HRBN0602C4R7□PG00	4.70	100kHz,1V	58.0(65.0)	8.00	4.50	20,30	4R7
HRBN0602C5R6□PG00	5.60	100kHz,1V	59.0(68.0)	6.00	4.00	20,30	5R6
HRBN0602C6R8□PG00	6.80	100kHz,1V	63.0(73.0)	5.50	4.00	20,30	6R8
HRBN0602C8R2□PG00	8.20	100kHz,1V	101.0(116.0)	5.00	3.20	20,30	8R2
HRBN0602C100□PG00	10.00	100kHz,1V	134.0(154.0)	4.00	2.80	20,30	100
HRBN0602C150□PG00	15.00	100kHz,1V	190.0(210.0)	3.30	2.10	20,30	150
HRBN0602C220□PG00	22.00	100kHz,1V	236.0(280.0)	2.50	1.50	20,30	220

NOTE: □-Tolerance M=±20% / T=±30%

1.Operating temperature range －40℃～125℃ (Including self - temperature rise)

2.Isat: DC current (A) that will cause L0 to drop approximately 30%

3.Irms: DC current (A) that will cause an approximately △T of 40℃

4.The part temperature (ambient + temp rise) should not exceed 125℃ under the worst operating conditions. Circuit design,component placement,PCB trace size and thickness, airflow and other cooling provisions all affect the part temperature. Part temperature should be verified in the end application.

HRBN0624C series Standard Specifications

Part No.	Inductance (μH)	Test Freq.	DCR(mΩ) Typ(Max)	Isat(A) Typ	Irms(A) Typ	Tolerance (±%)	Marking
HRBN0624CR10□PG00	0.10	100kHz,1V	1.4(1.7)	70.00	30.00	30	R10
HRBN0624CR15□PG00	0.15	100kHz,1V	1.8(2.3)	45.0 0	30.00	30	R15
HRBN0624CR20□PG00	0.20	100kHz,1V	1.9(2.8)	40.00	23.00	20,30	R20
HRBN0624CR22□PG00	0.22	100kHz,1V	2.0(3.2)	34.00	21.00	20,30	R22
HRBN0624CR33□PG00	0.33	100kHz,1V	3.6(4.4)	30.00	18.00	20,30	R33
HRBN0624CR36□PG00	0.36	100kHz,1V	3.8(4.6)	29.00	17.00	20,30	R36
HRBN0624CR47□PG00	0.47	100kHz,1V	4.8(5.1)	26.00	15.00	20,30	R47
HRBN0624CR56□PG00	0.56	100kHz,1V	5.5(6.5)	24.00	13.00	20,30	R56
HRBN0624CR60□PG00	0.60	100kHz,1V	5.7(6.9)	22.00	13.00	20,30	R60
HRBN0624CR68□PG00	0.68	100kHz,1V	6.4(7.2)	21.00	11.40	20,30	R68
HRBN0624CR82□PG00	0.82	100kHz,1V	8.0(9.5)	17.00	11.00	20,30	R82
HRBN0624C1R0□PG00	1.00	100kHz,1V	10.5(13.5)	16.00	10.20	20,30	1R0
HRBN0624C1R5□PG00	1.50	100kHz,1V	17.0(20.0)	15.00	9.00	20,30	1R5
HRBN0624C2R2□PG00	2.20	100kHz,1V	23.0(28.0)	14.00	7.00	20,30	2R2
HRBN0624C3R3□PG00	3.30	100kHz,1V	34.0(39.0)	10.00	6.00	20,30	3R3
HRBN0624C4R7□PG00	4.70	100kHz,1V	41.0(50.0)	9.00	5.50	20,30	4R7
HRBN0624C5R6□PG00	5.60	100kHz,1V	56.0(62.0)	8.00	5.00	20,30	5R6
HRBN0624C6R8□PG00	6.80	100kHz,1V	65.0(72.0)	7.00	4.00	20,30	6R8
HRBN0624C8R2□PG00	8.20	100kHz,1V	81.0(95.0)	6.00	3.60	20,30	8R2
HRBN0624C100□PG00	10.00	100kHz,1V	92.0(101.0)	5.00	3.20	20,30	100
HRBN0624C150□PG00	15.00	100kHz,1V	120.0(160.0)	3.50	2.50	20,30	150
HRBN0624C220□PG00	22.00	100kHz,1V	222.0(250.0)	3.00	1.80	20,30	220

NOTE: □-Tolerance M=±20% / T=±30%

1.Operating temperature range －40℃～125℃ (Including self - temperature rise)

2.Isat: DC current (A) that will cause L0 to drop approximately 30%

3.Irms: DC current (A) that will cause an approximately △T of 40℃

4.The part temperature (ambient + temp rise) should not exceed 125℃ under the worst operating conditions. Circuit design,component placement,PCB trace size and thickness, airflow and other cooling provisions all affect the part temperature. Part temperature should be verified in the end application.

HRBN0603C series Standard Specifications

Part No.	Inductance (μH)	Test Freq.	DCR(mΩ) Typ(Max)	Isat(A) Typ	Irms(A) Typ	Tolerance (±%)	Marking
HRBN0603CR10□PG00	0.10	100kHz,1V	1.5(1.7)	60.00	32.50	20,30	R10
HRBN0603CR15□PG00	0.15	100kHz,1V	1.7(2.0)	52.00	30.00	20,30	R15
HRBN0603CR20□PG00	0.20	100kHz,1V	2.4(2.7)	41.00	24.00	20,30	R20
HRBN0603CR22□PG00	0.22	100kHz,1V	2.5(2.8)	40.00	23.00	20,30	R22
HRBN0603CR33□PG00	0.33	100kHz,1V	3.5(3.9)	30.00	20.00	20,30	R33
HRBN0603CR47□PG00	0.47	100kHz,1V	4.0(4.2)	26.00	17.50	20,30	R47
HRBN0603CR56□PG00	0.56	100kHz,1V	4.7(5.0)	25.50	16.50	20,30	R56
HRBN0603CR68□PG00	0.68	100kHz,1V	5.0(5.5)	25.00	15.50	20,30	R68
HRBN0603CR75□PG00	0.75	100kHz,1V	5.4(6.2)	24.50	14.00	20,30	R75
HRBN0603CR82□PG00	0.82	100kHz,1V	6.7(8.0)	24.00	13.00	20,30	R82
HRBN0603C1R0□PG00	1.00	100kHz,1V	9.0(10.0)	22.00	11.00	20,30	1R0
HRBN0603C1R2□PG00	1.20	100kHz,1V	10.0(12.0)	20.00	10.00	20,30	1R2
HRBN0603C1R5□PG00	1.50	100kHz,1V	14.0(15.0)	18.00	9.00	20,30	1R5
HRBN0603C2R0□PG00	2.00	100kHz,1V	16.0(18.0)	14.00	8.20	20,30	2R0
HRBN0603C2R2□PG00	2.20	100kHz,1V	18.0(20.0)	14.00	8.00	20,30	2R2
HRBN0603C2R5□PG00	2.50	100kHz,1V	20.0(22.0)	14.00	7.00	20,30	2R5
HRBN0603C3R3□PG00	3.30	100kHz,1V	28.0(30.0)	13.50	6.00	20,30	3R3
HRBN0603C4R7□PG00	4.70	100kHz,1V	37.0(40.0)	10.00	5.50	20,30	4R7
HRBN0603C6R8□PG00	6.80	100kHz,1V	54.0(60.0)	8.00	4.50	20,30	6R8
HRBN0603C8R2□PG00	8.20	100kHz,1V	60.0(68.0)	8.00	4.00	20,30	8R2
HRBN0603C100□PG00	10.00	100kHz,1V	95.0(105.0)	7.00	3.00	20,30	100

NOTE: □-Tolerance M=±20% / T=±30%

1.Operating temperature range — 40℃ ~ 125℃ (Including self - temperature rise)

2.Isat: DC current (A) that will cause L0 to drop approximately 30%

3.Irms: DC current (A) that will cause an approximately △ T of 40℃

4.The part temperature (ambient + temp rise) should not exceed 125℃ under the worst operating conditions. Circuit design,component placement,PCB trace size and thickness, airflow and other cooling provisions all affect the part temperature. Part temperature should be verified in the end application.

HRBN0604C series Standard Specifications

Part No.	Inductance (μH)	Test Freq.	DCR(mΩ) Typ(Max)	Isat(A) Typ	Irms(A) Typ	Tolerance (±%)	Marking
HRBN0604CR12□PG00	0.12	100kHz,1V	0.7(1.0)	64.00	32.00	30	R12
HRBN0604CR15□PG00	0.15	100kHz,1V	0.9(1.2)	55.00	30.00	30	R15
HRBN0604CR22□PG00	0.22	100kHz,1V	1.9(2.1)	34.00	25.00	20,30	R22
HRBN0604CR33□PG00	0.33	100kHz,1V	2.0(2.6)	34.00	25.00	20,30	R33
HRBN0604CR36□PG00	0.36	100kHz,1V	2.7(3.1)	31.00	24.00	20,30	R36
HRBN0604CR47□PG00	0.47	100kHz,1V	3.0(3.4)	28.00	23.00	20,30	R47
HRBN0604CR56□PG00	0.56	100kHz,1V	3.8(4.3)	26.00	20.00	20,30	R56
HRBN0604CR68□PG00	0.68	100kHz,1V	4.1(4.5)	24.00	16.00	20,30	R68
HRBN0604C1R0□PG00	1.00	100kHz,1V	6.8(8.0)	22.00	14.00	20,30	1R0
HRBN0604C1R5□PG00	1.50	100kHz,1V	10.0(12.0)	20.00	12.00	20,30	1R5
HRBN0604C2R2□PG00	2.20	100kHz,1V	11.5(14.0)	14.00	9.00	20,30	2R2
HRBN0604C3R3□PG00	3.30	100kHz,1V	24.0(27.0)	12.00	8.00	20,30	3R3
HRBN0604C4R7□PG00	4.70	100kHz,1V	28.0(32.5)	11.00	6.00	20,30	4R7
HRBN0604C5R6□PG00	5.60	100kHz,1V	33.0(38.0)	9.00	5.00	20,30	5R6
HRBN0604C6R8□PG00	6.80	100kHz,1V	44.0(50.0)	8.50	4.50	20,30	6R8
HRBN0604C8R2□PG00	8.20	100kHz,1V	55.0(64.0)	8.00	4.50	20,30	8R2
HRBN0604C100□PG00	10.00	100kHz,1V	64.0(72.0)	7.00	4.00	20,30	100
HRBN0604C150□PG00	15.00	100kHz,1V	80.0(90.0)	3.50	3.00	20,30	150
HRBN0604C220□PG00	22.00	100kHz,1V	120.0(145.0)	3.50	2.50	20,30	220
HRBN0604C330□PG00	33.00	100kHz,1V	180.0(210.0)	3.20	1.80	20,30	330
HRBN0604C470□PG00	47.00	100kHz,1V	295.0(350.0)	2.50	1.80	20,30	470

NOTE: □-Tolerance M=±20% / T=±30%

1.Operating temperature range — 40℃ ~ 125℃ (Including self - temperature rise)

2.Isat: DC current (A) that will cause L0 to drop approximately 30%

3.Irms: DC current (A) that will cause an approximately △ T of 40℃

4.The part temperature (ambient + temp rise) should not exceed 125℃ under the worst operating conditions. Circuit design,component placement,PCB trace size and thickness, airflow and other cooling provisions all affect the part temperature. Part temperature should be verified in the end application.

HRBN0605C series Standard Specifications

Part No.	Inductance (μH)	Test Freq.	DCR(mΩ) Typ(Max)	Isat(A) Typ	Irms(A) Typ	Tolerance (±%)	Marking
HRBN0605CR10□PG00	0.10	100kHz,1V	0.7(0.8)	65.0 0	32.00	30	R10
HRBN0605CR11□PG00	0.11	100kHz,1V	0.7(0.8)	65.00	32.00	30	R11
HRBN0605CR15□PG00	0.15	100kHz,1V	1.3(1.7)	50.00	30.00	30	R15
HRBN0605CR22□PG00	0.22	100kHz,1V	1.6(1.9)	35.00	25.00	20,30	R22
HRBN0605CR33□PG00	0.33	100kHz,1V	2.5(3.0)	32.00	25.00	20,30	R33
HRBN0605CR40□PG00	0.40	100kHz,1V	3.1(3.7)	31.00	23.00	20,30	R40
HRBN0605CR47□PG00	0.47	100kHz,1V	3.5(3.9)	30.00	22.00	20,30	R47
HRBN0605CR56□PG00	0.56	100kHz,1V	3.6(4.2)	27.00	20.00	20,30	R56
HRBN0605CR60□PG00	0.60	100kHz,1V	3.8(4.3)	25.00	19.00	20,30	R60
HRBN0605CR68□PG00	0.68	100kHz,1V	4.0(4.5)	24.00	18.00	20,30	R68
HRBN0605CR82□PG00	0.82	100kHz,1V	4.6(4.9)	22.00	16.50	20,30	R82
HRBN0605C1R0□PG00	1.00	100kHz,1V	6.1(6.5)	20.00	15.00	20,30	1R0
HRBN0605C1R2□PG00	1.20	100kHz,1V	6.7(7.5)	18.00	14.00	20,30	1R2
HRBN0605C1R5□PG00	1.50	100kHz,1V	8.6(9.0)	16.50	12.00	20,30	1R5
HRBN0605C1R8□PG00	1.80	100kHz,1V	9.5(11.0)	15.00	11.40	20,30	1R8
HRBN0605C2R2□PG00	2.20	100kHz,1V	11.2(12.0)	14.00	10.0 0	20,30	2R2
HRBN0605C3R3□PG00	3.30	100kHz,1V	19.0(20.9)	12.00	8.00	20,30	3R3
HRBN0605C4R7□PG00	4.70	100kHz,1V	28.0(30.8)	10.00	6.50	20,30	4R7
HRBN0605C4R9□PG00	4.90	100kHz,1V	32.0(38.0)	9.50	6.30	20,30	4R9
HRBN0605C5R6□PG00	5.60	100kHz,1V	43.5(49.0)	9.00	6.00	20,30	5R6
HRBN0605C6R8□PG00	6.80	100kHz,1V	46.0(51.5)	8.50	5.50	20,30	6R8
HRBN0605C8R2□PG00	8.20	100kHz,1V	56.0(63.0)	8.00	5.00	20,30	8R2
HRBN0605C100□PG00	10.00	100kHz,1V	60.0(69.0)	7.50	4.00	20,30	100
HRBN0605C120□PG00	12.00	100kHz,1V	68.0(80.0)	6.70	3.80	20,30	120
HRBN0605C150□PG00	15.00	100kHz,1V	81.0(92.0)	6.00	3.50	20,30	150
HRBN0605C220□PG00	22.00	100kHz,1V	140.0(170.0)	5.50	2.50	20,30	220
HRBN0605C330□PG00	33.00	100kHz,1V	173.0(200.0)	3.50	2.00	20,30	330
HRBN0605C420□PG00	42.00	100kHz,1V	182.0(215.0)	2.80	2.00	20,30	420
HRBN0605C470□PG00	47.00	100kHz,1V	190.0(240.0)	2.70	1.90	20,30	470
HRBN0605C560□PG00	56.00	100kHz,1V	342.0(396.0)	2.10	1.60	20,30	560
HRBN0605C680□PG00	68.00	100kHz,1V	386.0(445.0)	2.00	1.20	20,30	680

NOTE: □-Tolerance M=±20% / T=±30%

1.Operating temperature range －40℃～125℃ (Including self - temperature rise)

2.Isat: DC current (A) that will cause L0 to drop approximately 30%

3.Irms: DC current (A) that will cause an approximately △T of 40℃

4.The part temperature (ambient + temp rise) should not exceed 125℃ under the worst operating conditions. Circuit design,component placement,PCB trace size and thickness, airflow and other cooling provisions all affect the part temperature. Part temperature should be verified in the end application.

HRBN1004C series Standard Specifications

Part No.	Inductance (μH)	Test Freq.	DCR(mΩ) Typ(Max)	Isat(A) Typ	Irms(A) Typ	Tolerance (±%)	Marking
HRBN1004CR19□PG00	0.19	100kHz,1V	0.5(0.7)	75.00	40.00	20,30	R19
HRBN1004CR22□PG00	0.22	100kHz,1V	0.5(0.7)	70.00	40.00	20,30	R22
HRBN1004CR36□PG00	0.36	100kHz,1V	1.1(1.3)	60.00	30.00	20,30	R36
HRBN1004CR39□PG00	0.39	100kHz,1V	1.2(1.4)	60.00	30.00	20,30	R39
HRBN1004CR47□PG00	0.47	100kHz,1V	1.2(1.5)	60.00	30.00	20,30	R47
HRBN1004CR56□PG00	0.56	100kHz,1V	1.6(1.8)	40.00	25.00	20,30	R56
HRBN1004C1R0□PG00	1.00	100kHz,1V	2.7(3.3)	36.00	18.00	20,30	1R0
HRBN1004C1R5□PG00	1.50	100kHz,1V	4.6(5.8)	33.00	16.00	20,30	1R5
HRBN1004C2R2□PG00	2.20	100kHz,1V	6.5(7.5)	27.00	12.00	20,30	2R2
HRBN1004C3R3□PG00	3.30	100kHz,1V	10.8(12.0)	20.00	11.00	20,30	3R3
HRBN1004C4R7□PG00	4.70	100kHz,1V	16.0(19.0)	17.00	9.50	20,30	4R7
HRBN1004C6R8□PG00	6.80	100kHz,1V	17.5(23.3)	13.50	8.50	20,30	6R8
HRBN1004C100□PG00	10.00	100kHz,1V	27.0(30.0)	12.00	7.50	20,30	100
HRBN1004C150□PG00	15.00	100kHz,1V	43.0(48.0)	10.00	6.30	20,30	150
HRBN1004C220□PG00	22.00	100kHz,1V	63.0(74.0)	7.00	5.00	20,30	220
HRBN1004C330□PG00	33.00	100kHz,1V	92.0(112.0)	5.00	3.50	20,30	330
HRBN1004C470□PG00	47.00	100kHz,1V	130.0(145.0)	4.50	3.00	20,30	470
HRBN1004C680□PG00	68.00	100kHz,1V	205.0(258.0)	4.00	2.50	20,30	680

NOTE: □-Tolerance M=±20% / T=±30%

1.Operating temperature range — 40℃ ~ 125℃ (Including self - temperature rise)

2.Isat: DC current (A) that will cause L0 to drop approximately 30%

3.Irms: DC current (A) that will cause an approximately △ T of 40℃

4.The part temperature (ambient + temp rise) should not exceed 125℃ under the worst operating conditions. Circuit design,component placement,PCB trace size and thickness, airflow and other cooling provisions all affect the part temperature. Part temperature should be verified in the end application.

HRBN1005C series Standard Specifications

Part No.	Inductance (μH)	Test Freq.	DCR(mΩ) Typ(Max)	Isat(A) Typ	Irms(A) Typ	Tolerance (±%)	Marking
HRBN1005CR22□PG00	0.22	100kHz,1V	0.5(0.7)	70.00	45.00	20,30	R22
HRBN1005CR30□PG00	0.30	100kHz,1V	0.6(0.9)	65.00	38.00	20,30	R30
HRBN1005CR56□PG00	0.56	100kHz,1V	1.3(1.7)	43.00	26.50	20,30	R56
HRBN1005CR90□PG00	0.90	100kHz,1V	2.2(3.0)	32.00	25.00	20,30	R90
HRBN1005C1R0□PG00	1.00	100kHz,1V	2.8(3.5)	30.00	22.00	20,30	1R0
HRBN1005C1R2□PG00	1.20	100kHz,1V	2.9(3.5)	28.00	20.00	20,30	1R2
HRBN1005C1R3□PG00	1.30	100kHz,1V	3.2(3.7)	28.00	20.00	20,30	1R3
HRBN1005C1R5□PG00	1.50	100kHz,1V	3.5(4.1)	27.00	19.00	20,30	1R5
HRBN1005C1R8□PG00	1.80	100kHz,1V	3.7(4.7)	25.50	17.50	20,30	1R8
HRBN1005C2R2□PG00	2.20	100kHz,1V	5.4(6.0)	24.00	16.00	20,30	2R2
HRBN1005C3R3□PG00	3.30	100kHz,1V	9.0(10.4)	22.00	14.00	20,30	3R3
HRBN1005C4R7□PG00	4.70	100kHz,1V	10.0(12.5)	19.00	13.00	20,30	4R7
HRBN1005C5R0□PG00	5.00	100kHz,1V	12.2(15.0)	18.00	12.00	20,30	5R0
HRBN1005C5R6□PG00	5.60	100kHz,1V	14.0(16.8)	16.00	10.00	20,30	5R6
HRBN1005C6R8□PG00	6.80	100kHz,1V	16.5(21.0)	15.00	9.50	20,30	6R8
HRBN1005C8R2□PG00	8.20	100kHz,1V	18.5(24.0)	14.50	9.00	20,30	8R2
HRBN1005C100□PG00	10.00	100kHz,1V	25.0(29.0)	13.50	8.00	20,30	100
HRBN1005C120□PG00	12.00	100kHz,1V	30.0(35.0)	10.00	6.00	20,30	120
HRBN1005C150□PG00	15.00	100kHz,1V	37.0(45.0)	9.50	5.50	20,30	150
HRBN1005C220□PG00	22.00	100kHz,1V	50.0(60.0)	9.00	5.00	20,30	220
HRBN1005C240□PG00	24.00	100kHz,1V	59.0(70.8)	7.70	4.60	20,30	240
HRBN1005C330□PG00	33.00	100kHz,1V	80.0(92.0)	7.50	4.30	20,30	330
HRBN1005C470□PG00	47.00	100kHz,1V	125.0(145.0)	6.50	3.80	20,30	470
HRBN1005C680□PG00	68.00	100kHz,1V	176.0(205.0)	5.00	2.50	20,30	680
HRBN1005C101□PG00	100.00	100kHz,1V	315.0(380.0)	3.00	2.00	20,30	101

NOTE: □-Tolerance M=±20% / T=±30%

1.Operating temperature range — 40℃ ~ 125℃ (Including self - temperature rise)

2.Isat: DC current (A) that will cause L0 to drop approximately 30%

3.Irms: DC current (A) that will cause an approximately △T of 40℃

4.The part temperature (ambient + temp rise) should not exceed 125℃ under the worst operating conditions. Circuit design,component placement,PCB trace size and thickness, airflow and other cooling provisions all affect the part temperature. Part temperature should be verified in the end application.

HRBN1235C series Standard Specifications

Part No.	Inductance (μH)	Test Freq.	DCR(mΩ) Typ(Max)	Isat(A) Typ	Irms(A) Typ	Tolerance (±%)	Marking
HRBN1235C1R5□PG00	1.50	100kHz,1V	4.8(5.5)	35.00	19.00	20,30	1R5
HRBN1235C1R8□PG00	1.80	100kHz,1V	5.2(7.0)	30.00	17.00	20,30	1R8
HRBN1235C2R2□PG00	2.20	100kHz,1V	6.3(8.0)	29.00	16.00	20,30	2R2
HRBN1235C3R3□PG00	3.30	100kHz,1V	11.0(13.5)	27.00	12.00	20,30	3R3
HRBN1235C4R7□PG00	4.70	100kHz,1V	15.3(18.5)	24.00	10.00	20,30	4R7
HRBN1235C5R6□PG00	5.60	100kHz,1V	18.0(22.0)	19.00	9.50	20,30	5R6
HRBN1235C6R8□PG00	6.80	100kHz,1V	20.0(24.0)	18.0	9.00	20,30	6R8
HRBN1235C8R2□PG00	8.20	100kHz,1V	23.0(28.0)	16.00	8.50	20,30	8R2
HRBN1235C100□PG00	10.00	100kHz,1V	29.0(34.0)	14.00	7.50	20,30	100
HRBN1235C150□PG00	15.00	100kHz,1V	55.0(65.0)	10.00	6.50	20,30	150
HRBN1235C220□PG00	22.00	100kHz,1V	83.0(99.0)	7.00	4.50	20,30	220
HRBN1235C330□PG00	33.00	100kHz,1V	132.0(160.0)	6.00	3.50	20,30	330
HRBN1235C470□PG00	47.00	100kHz,1V	181.0(218.0)	5.500	3.00	20,30	470

NOTE: □-Tolerance M=±20% / T=±30%

1.Operating temperature range －40℃～125℃ (Including self - temperature rise)

2.Isat: DC current (A) that will cause L0 to drop approximately 30%

3.Irms: DC current (A) that will cause an approximately △T of 40℃

4.The part temperature (ambient + temp rise) should not exceed 125℃ under the worst operating conditions. Circuit design,component placement,PCB trace size and thickness, airflow and other cooling provisions all affect the part temperature. Part temperature should be verified in the end application.

HRBN1205C series Standard Specifications

Part No.	Inductance (μH)	Test Freq.	DCR(mΩ) Typ(Max)	Isat(A) Typ	Irms(A) Typ	Tolerance (±%)	Marking
HRBN1205CR15□PG00	0.15	100kHz,1V	0.5(0.6)	110.00	53.00	20,30	R15
HRBN1205CR22□PG00	0.22	100kHz,1V	0.5(0.7)	110.00	52.00	20,30	R22
HRBN1205CR33□PG00	0.33	100kHz,1V	0.8(1.0)	75.00	42.00	20,30	R33
HRBN1205CR36□PG00	0.36	100kHz,1V	0.8(1.0)	70.00	42.00	20,30	R36
HRBN1205CR40□PG00	0.40	100kHz,1V	0.8(1.0)	64.00	41.00	20,30	R40
HRBN1205CR47□PG00	0.47	100kHz,1V	1.1(1.3)	60.00	38.00	20,30	R47
HRBN1205CR56□PG00	0.56	100kHz,1V	1.1(1.3)	55.00	36.00	20,30	R56
HRBN1205CR68□PG00	0.68	100kHz,1V	1.4(1.7)	54.00	34.00	20,30	R68
HRBN1205CR82□PG00	0.82	100kHz,1V	1.7(2.1)	52.00	31.00	20,30	R82
HRBN1205C1R0□PG00	1.00	100kHz,1V	1.8(2.5)	50.00	29.00	20,30	1R0
HRBN1205C1R2□PG00	1.20	100kHz,1V	1.9(2.4)	47.00	28.00	20,30	1R2
HRBN1205C1R5□PG00	1.50	100kHz,1V	2.7(4.1)	48.00	21.00	20,30	1R5
HRBN1205C2R2□PG00	2.20	100kHz,1V	4.5(5.5)	37.00	21.00	20,30	2R2
HRBN1205C3R3□PG00	3.30	100kHz,1V	7.1(8.4)	32.00	15.00	20,30	3R3
HRBN1205C4R7□PG00	4.70	100kHz,1V	11.4(15.0)	27.00	12.00	20,30	4R7
HRBN1205C6R8□PG00	6.80	100kHz,1V	14.5(18.5)	20.00	11.00	20,30	6R8
HRBN1205C8R2□PG00	8.20	100kHz,1V	19.8(22.5)	18.00	9.50	20,30	8R2
HRBN1205C100□PG00	10.00	100kHz,1V	22.0(25.5)	17.00	9.00	20,30	100
HRBN1205C150□PG00	15.00	100kHz,1V	32.0(38.0)	13.00	8.20	20,30	150
HRBN1205C220□PG00	22.00	100kHz,1V	50.0(58.0)	10.00	6.50	20,30	220
HRBN1205C330□PG00	33.00	100kHz,1V	55.0(65.0)	10.00	5.00	20,30	330
HRBN1205C470□PG00	47.00	100kHz,1V	85.0(100.0)	6.00	4.00	20,30	470
HRBN1205C680□PG00	68.00	100kHz,1V	154.0(180.0)	5.00	3.50	20,30	680
HRBN1205C101□PG00	100.00	100kHz,1V	165.0(200.0)	4.50	3.00	20,30	101

NOTE: □-Tolerance M=±20% / T=±30%

1.Operating temperature range －40℃～125℃ (Including self - temperature rise)

2.Isat: DC current (A) that will cause L0 to drop approximately 30%

3.Irms: DC current (A) that will cause an approximately △T of 40℃

4.The part temperature (ambient + temp rise) should not exceed 125℃ under the worst operating conditions. Circuit design,component placement,PCB trace size and thickness, airflow and other cooling provisions all affect the part temperature. Part temperature should be verified in the end application.

HRBN1265C series Standard Specifications

Part No.	Inductance (μH)	Test Freq.	DCR(mΩ) Typ(Max)	Isat(A) Typ	Irms(A) Typ	Tolerance (±%)	Marking
HRBN1265CR15□PG00	0.15	100kHz,1V	0.5(0.7)	118.0	55.0	20,30	R15
HRBN1265CR22□PG00	0.22	100kHz,1V	0.5(0.7)	112.0	53.00	20,30	R22
HRBN1265CR30□PG00	0.30	100kHz,1V	0.6(0.8)	72.0	48.00	20,30	R30
HRBN1265CR33□PG00	0.33	100kHz,1V	0.7(0.9)	68.0	46.00	20,30	R33
HRBN1265CR36□PG00	0.36	100kHz,1V	0.7(0.9)	66.0	45.00	20,30	R36
HRBN1265CR40□PG00	0.40	100kHz,1V	0.8(1.0)	64.0	44.00	20,30	R40
HRBN1265CR47□PG00	0.47	100kHz,1V	0.9(1.3)	63.0	41.00	20,30	R47
HRBN1265CR50□PG00	0.50	100kHz,1V	0.9(1.3)	60.0	40.00	20,30	R50
HRBN1265CR56□PG00	0.56	100kHz,1V	1.1(1.5)	58.0	37.00	20,30	R56
HRBN1265CR68□PG00	0.68	100kHz,1V	1.3(1.6)	55.0	35.00	20,30	R68
HRBN1265CR82□PG00	0.82	100kHz,1V	1.5(1.9)	50.0	33.00	20,30	R82
HRBN1265C1R0□PG00	1.00	100kHz,1V	1.7(2.3)	48.0	30.00	20,30	1R0
HRBN1265C1R2□PG00	1.20	100kHz,1V	1.9(2.4)	47.0	28.00	20,30	1R2
HRBN1265C1R5□PG00	1.50	100kHz,1V	2.5(3.0)	45.0	27.00	20,30	1R5
HRBN1265C1R8□PG00	1.80	100kHz,1V	3.6(4.0)	40.0	24.00	20,30	1R8
HRBN1265C2R2□PG00	2.20	100kHz,1V	3.8(4.2)	37.0	22.00	20,30	2R2
HRBN1265C2R7□PG00	2.70	100kHz,1V	4.3(5.5)	32.0	20.00	20,30	2R7
HRBN1265C3R3□PG00	3.30	100kHz,1V	5.7(6.8)	30.0	18.00	20,30	3R3
HRBN1265C4R7□PG00	4.70	100kHz,1V	7.0(8.4)	28.0	13.50	20,30	4R7
HRBN1265C5R6□PG00	5.60	100kHz,1V	8.5(10.0)	23.0	12.50	20,30	5R6
HRBN1265C6R8□PG00	6.80	100kHz,1V	9.5(11.5)	18.0	11.50	20,30	6R8
HRBN1265C8R2□PG00	8.20	100kHz,1V	12.0(15.5)	16.0	10.50	20,30	8R2
HRBN1265C100□PG00	10.00	100kHz,1V	13.2(16.5)	15.5	10.00	20,30	100
HRBN1265C130□PG00	13.00	100kHz,1V	21.0(24.0)	13.0	9.00	20,30	130
HRBN1265C150□PG00	15.00	100kHz,1V	23.2(28.0)	13.0	9.00	20,30	150
HRBN1265C220□PG00	22.00	100kHz,1V	32.5(37.0)	12.0	9.00	20,30	220
HRBN1265C330□PG00	33.00	100kHz,1V	48.0(58.0)	11.0	8.00	20,30	330
HRBN1265C470□PG00	47.00	100kHz,1V	76.0(90.0)	9.50	6.50	20,30	470
HRBN1265C680□PG00	68.00	100kHz,1V	110.0(130.0)	7.80	4.80	20,30	680
HRBN1265C101□PG00	100.00	100kHz,1V	145.0(165.0)	5.50	4.20	20,30	101

NOTE: □-Tolerance M=±20% / T=±30%

1.Operating temperature range －40℃～125℃ (Including self - temperature rise)

2.Isat: DC current (A) that will cause L0 to drop approximately 30%

3.Irms: DC current (A) that will cause an approximately △T of 40℃

4.The part temperature (ambient + temp rise) should not exceed 125℃ under the worst operating conditions. Circuit design,component placement,PCB trace size and thickness, airflow and other cooling provisions all affect the part temperature. Part temperature should be verified in the end application.

HRBN1707C series Standard Specifications

Part No.	Inductance (μH)	Test Freq.	DCR(mΩ) Typ(Max)	Isat(A) Typ	Irms(A) Typ	Tolerance (±%)	Marking
HRBN1707C1R0□PG00	1.00	100kHz,1V	1.3(1.5)	70.0	40.00	20,30	1R0
HRBN1707C1R5□PG00	1.50	100kHz,1V	1.8(2.5)	52.0	35.00	20,30	1R5
HRBN1707C2R2□PG00	2.20	100kHz,1V	2.0(3.0)	47.0	30.00	20,30	2R2
HRBN1707C3R3□PG00	3.30	100kHz,1V	2.8(3.5)	45.0	25.00	20,30	3R3
HRBN1707C4R7□PG00	4.70	100kHz,1V	4.2(5.0)	40.0	22.00	20,30	4R7
HRBN1707C6R8□PG00	6.80	100kHz,1V	6.5(7.5)	35.0	19.00	20,30	6R8
HRBN1707C100□PG00	10.00	100kHz,1V	9.0(13.0)	32.0	16.50	20,30	100
HRBN1707C150□PG00	15.00	100kHz,1V	14.5(18.0)	23.0	13.00	20,30	150
HRBN1707C220□PG00	22.00	100kHz,1V	20.5(25.0)	18.0	12.00	20,30	220
HRBN1707C330□PG00	33.00	100kHz,1V	30.0(42.0)	15.0	10.70	20,30	330
HRBN1707C470□PG00	47.00	100kHz,1V	41.0(52.0)	14.0	8.70	20,30	470
HRBN1707C680□PG00	68.00	100kHz,1V	50.0(85.0)	10.0	7.00	20,30	680

NOTE: □-Tolerance M=±20% / T=±30%

1.Operating temperature range — 40℃ ~ 125℃ (Including self - temperature rise)

2.Isat: DC current (A) that will cause L0 to drop approximately 30%

3.Irms: DC current (A) that will cause an approximately △T of 40℃

4.The part temperature (ambient + temp rise) should not exceed 125℃ under the worst operating conditions. Circuit design,component placement,PCB trace size and thickness, airflow and other cooling provisions all affect the part temperature. Part temperature should be verified in the end application.

Product Characteristic Curve

HRBN0402C series

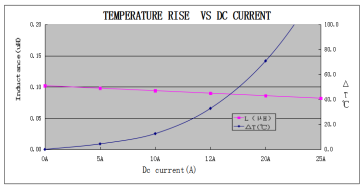

HRBN0402CR10□PG00

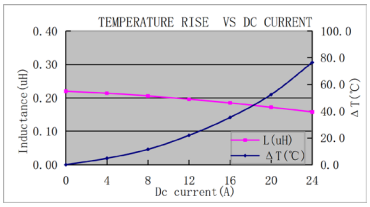

HRBN0402CR22□PG00

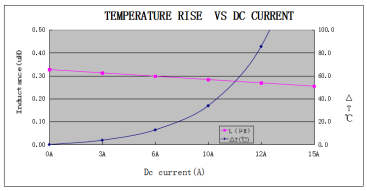

HRBN0402CR33□PG00

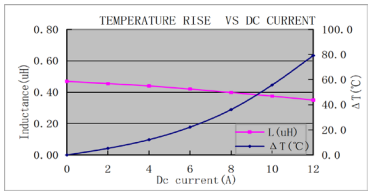

HRBN0402CR47□PG00

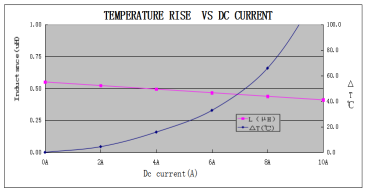

HRBN0402CR56□PG00

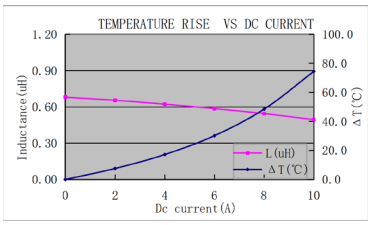

HRBN0402CR68□PG00

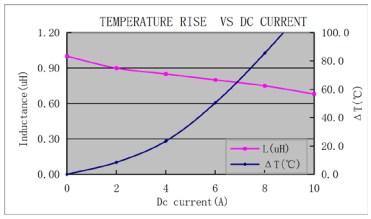

HRBN0402C1R0□PG00

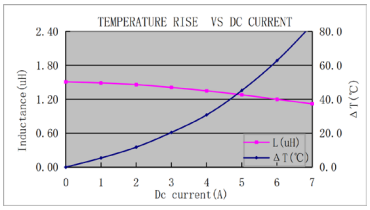

HRBN0402C1R5□PG00

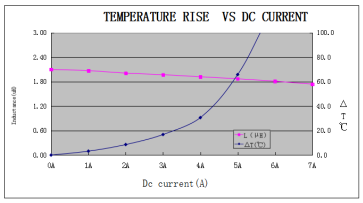

HRBN0402C2R2□PG00

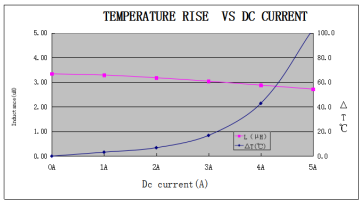

HRBN0402C3R3□PG00

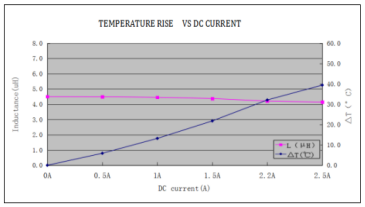

HRBN0402C4R7□PG00

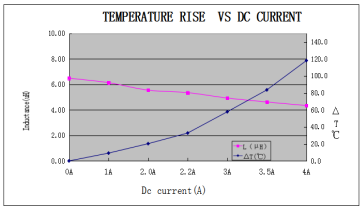

HRBN0402C6R8□PG00

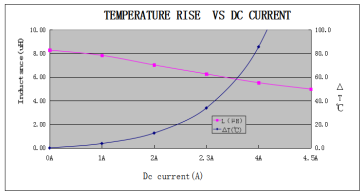

HRBN0402C8R2□PG00

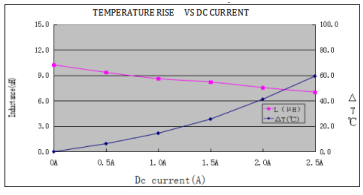

HRBN0402C100□PG00

Product Characteristic Curve

HRBN0518C series

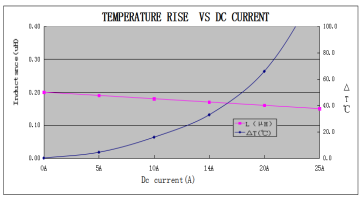

HRBN0518CR20□PG00

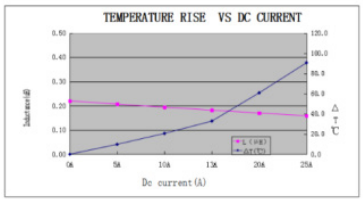

HRBN0518CR22□PG00

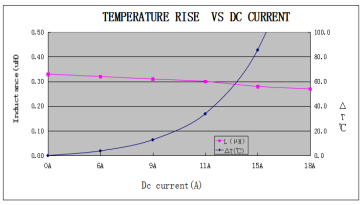

HRBN0518CR33□PG00

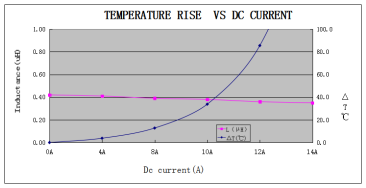

HRBN0518CR47□PG00

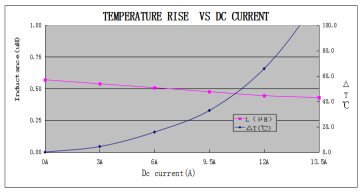

HRBN0518CR56□PG00

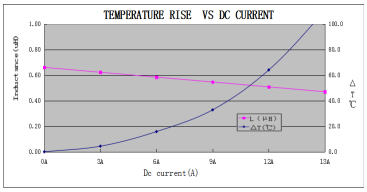

HRBN0518CR68□PG00

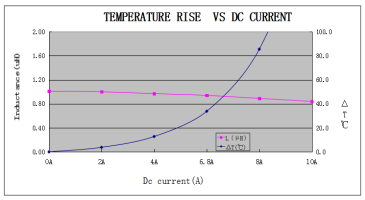

HRBN0518C1R0□PG00

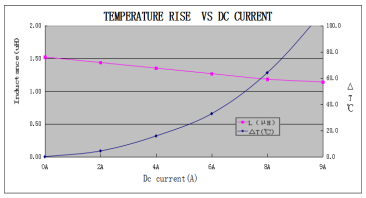

HRBN0518C1R5□PG00

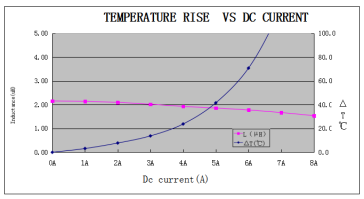

HRBN0518C2R2□PG00

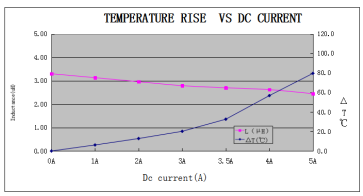

HRBN0518C3R3□PG00

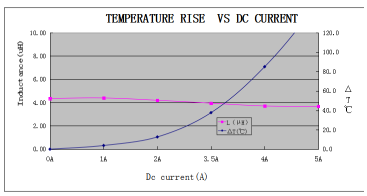

HRBN0518C4R7□PG00

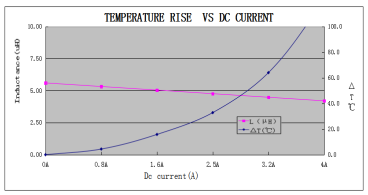

HRBN0518C5R6□PG00

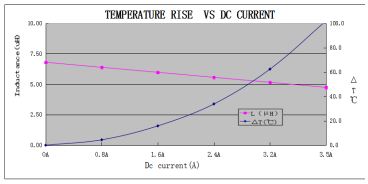

HRBN0518C6R8□PG00

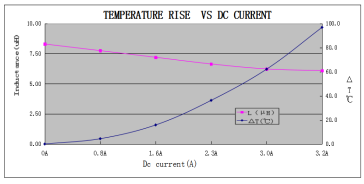

HRBN0518C8R2□PG00

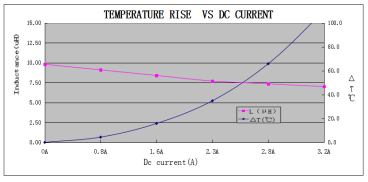

HRBN0518C100□PG00

Product Characteristic Curve

HRBN0502C series

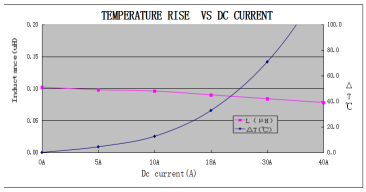

HRBN0502CR10□PG00

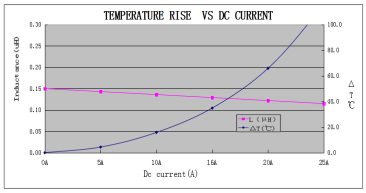

HRBN0502CR15□PG00

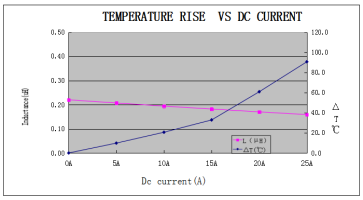

HRBN0502CR22□PG00

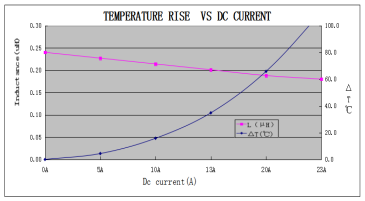

HRBN0502CR24□PG00

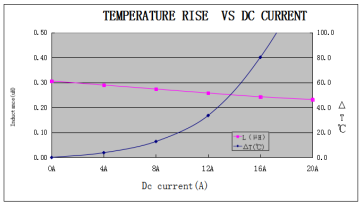

HRBN0502CR33□PG00

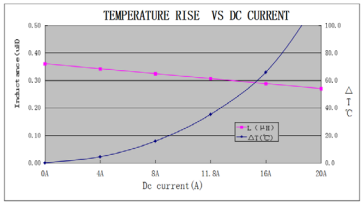

HRBN0502CR36□PG00

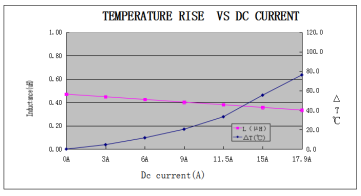

HRBN0502CR47□PG00

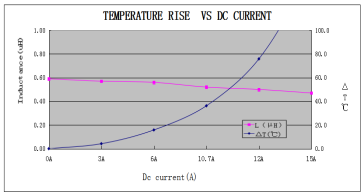

HRBN0502CR56□PG00

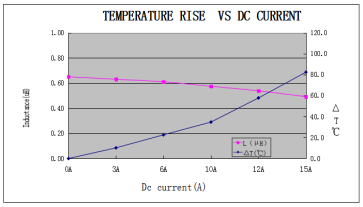

HRBN0502CR68□PG00

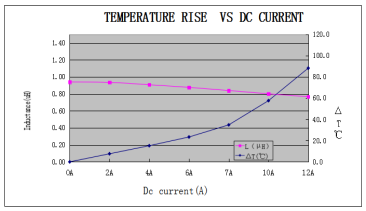

HRBN0502C1R0□PG00

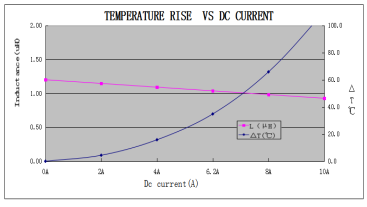

HRBN0502C1R2□PG00

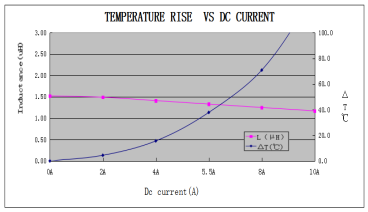

HRBN0502C1R5□PG00

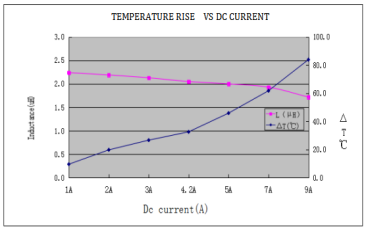

HRBN0502C2R2□PG00

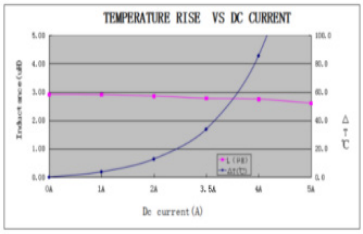

HRBN0502C3R3□PG00

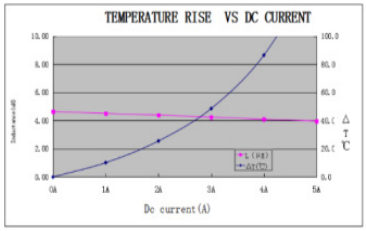

HRBN0502C4R7□PG00

Product Characteristic Curve

HRBN0503C series

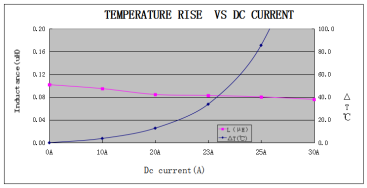

HRBN0503CR10□PG00

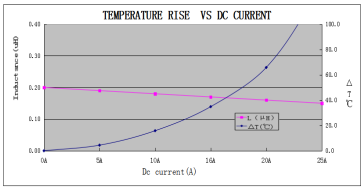

HRBN0503CR20□PG00

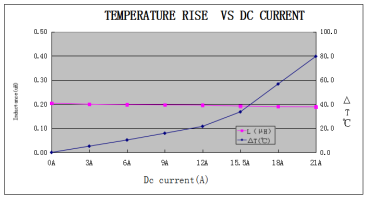

HRBN0503CR22□PG00

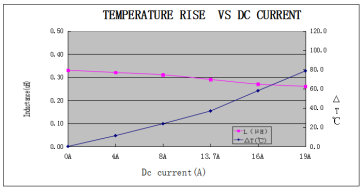

HRBN0503CR33□PG00

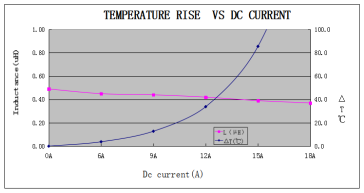

HRBN0503CR47□PG00

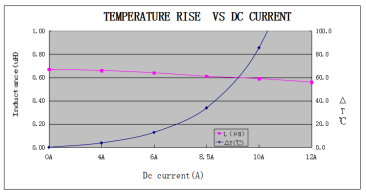

HRBN0503CR68□PG00

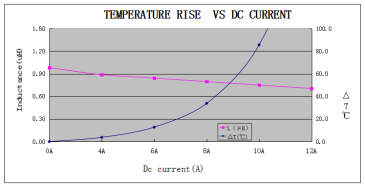

HRBN0503C1R0□PG00

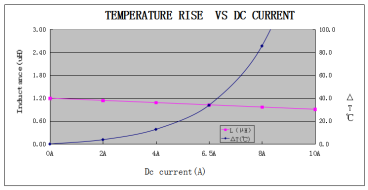

HRBN0503C1R2□PG00

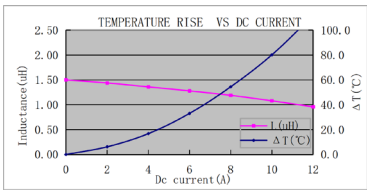

HRBN0503C1R5□PG00

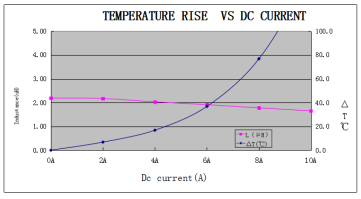

HRBN0503C2R2□PG00

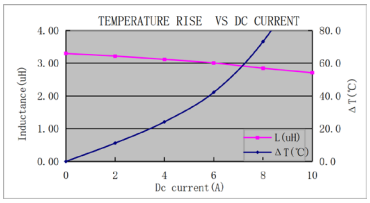

HRBN0503C3R3□PG00

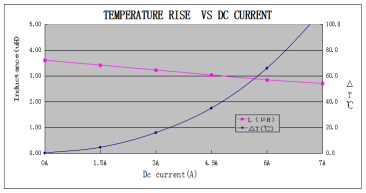

HRBN0503C3R6□PG00

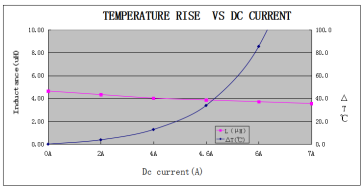

HRBN0503C4R7□PG00

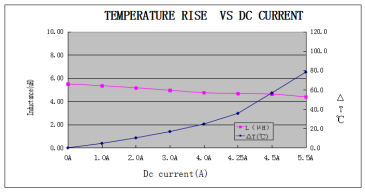

HRBN0503C5R6□PG00

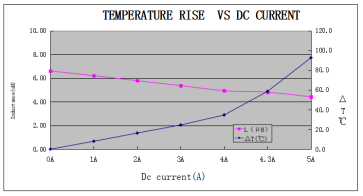

HRBN0503C6R8□PG00

Product Characteristic Curve

HRBN0618C series

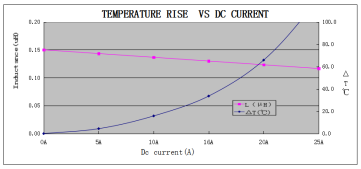

HRBN0618CR15□PG00

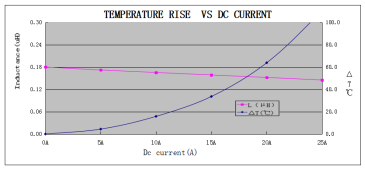

HRBN0618CR18□PG00

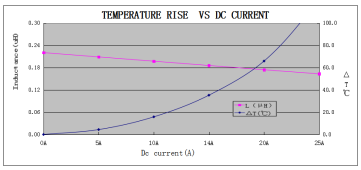

HRBN0618CR22□PG00

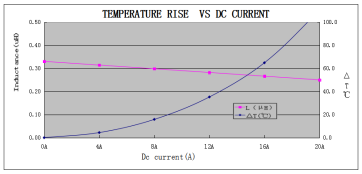

HRBN0618CR33□PG00

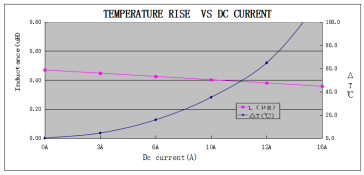

HRBN0618CR47□PG00

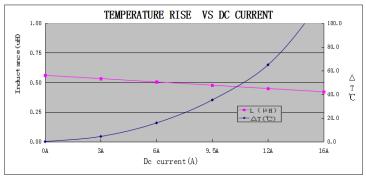

HRBN0618CR56□PG00

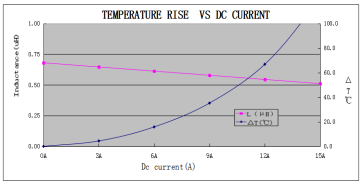

HRBN0618CR68□PG00

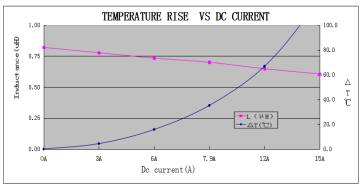

HRBN0618CR82□PG00

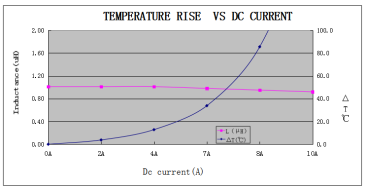

HRBN0618C1R0□PG00

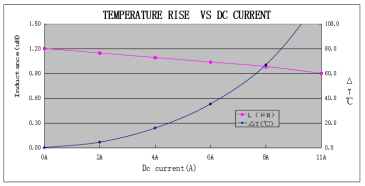

HRBN0618C1R2□PG00

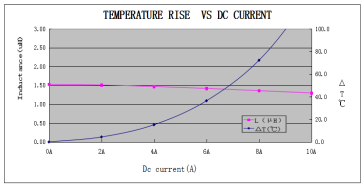

HRBN0618C1R5□PG00

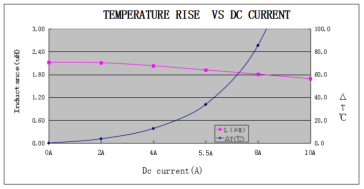

HRBN0618C2R2□PG00

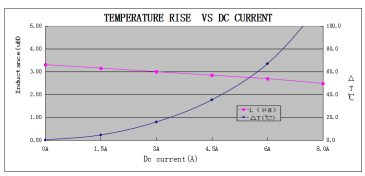

HRBN0618C3R3□PG00

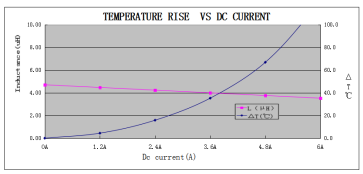

HRBN0618C4R7□PG00

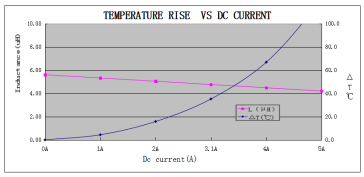

HRBN0618C5R6□PG00

Product Characteristic Curve

HRBN0602C series

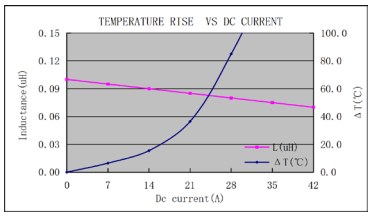

HRBN0602CR10□PG00

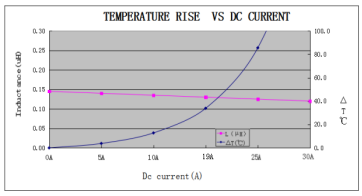

HRBN0602CR15□PG00

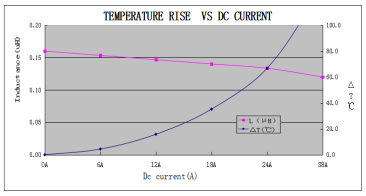

HRBN0602CR16□PG00

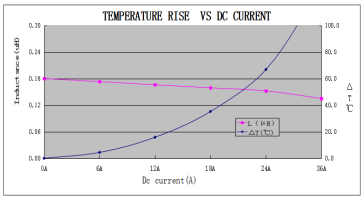

HRBN0602CR18□PG00

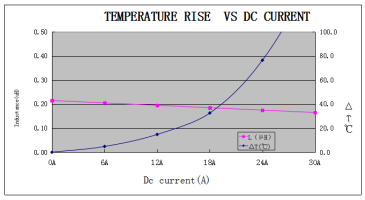

HRBN0602CR20□PG00

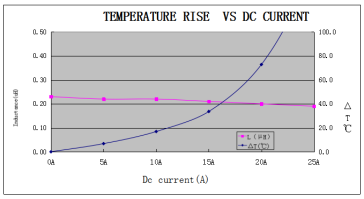

HRBN0602CR22□PG00

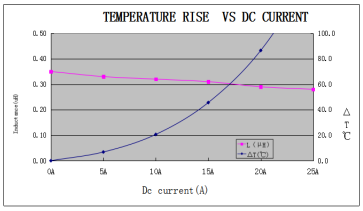

HRBN0602CR33□PG00

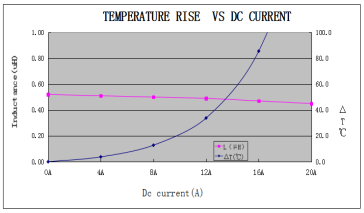

HRBN0602CR47□PG00

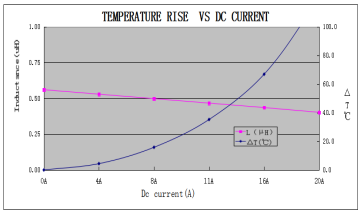

HRBN0602CR56□PG00

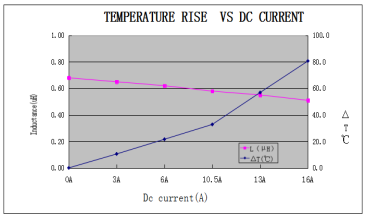

HRBN0602CR68□PG00

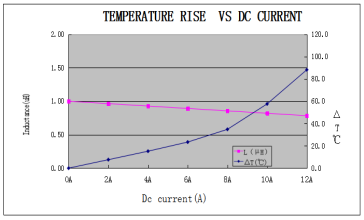

HRBN0602C1R0□PG00

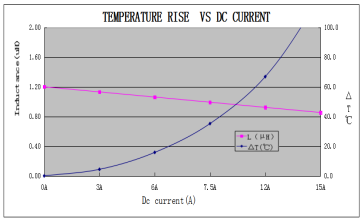

HRBN0602C1R2□PG00

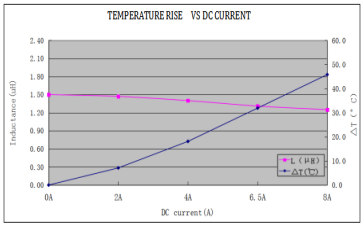

HRBN0602C1R5□PG00

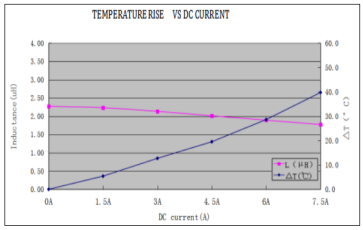

HRBN0602C2R2□PG00

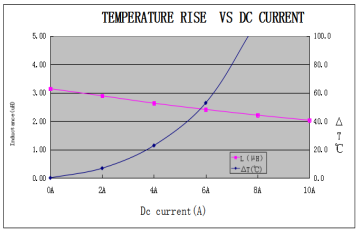

HRBN0602C3R3□PG00

Product Characteristic Curve

HRBN0624C series

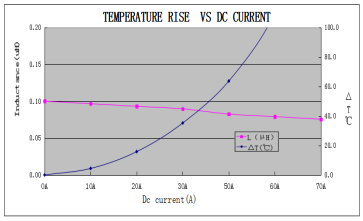

HRBN0624CR10□PG00

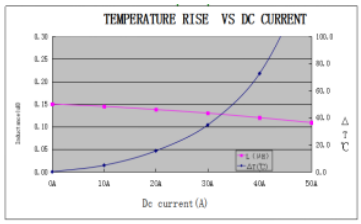

HRBN0624CR15□PG00

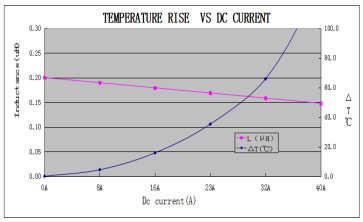

HRBN0624CR20□PG00

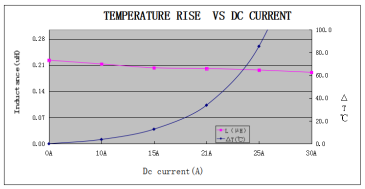

HRBN0624CR22□PG00

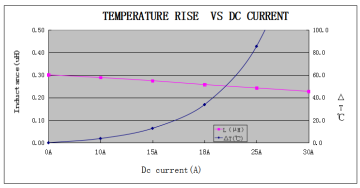

HRBN0624CR33□PG00

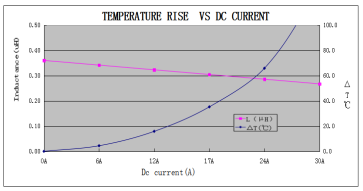

HRBN0624CR36□PG00

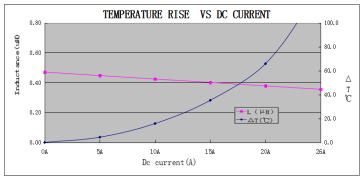

HRBN0624CR47□PG00

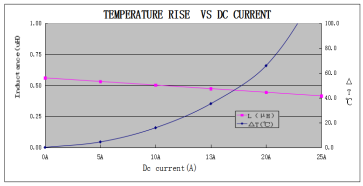

HRBN0624CR56□PG00

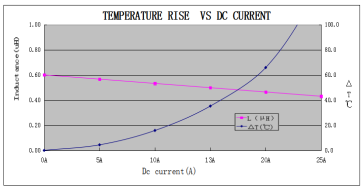

HRBN0624CR60□PG00

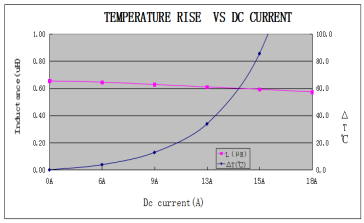

HRBN0624CR68□PG00

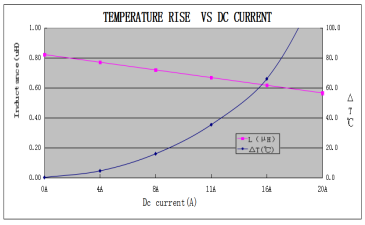

HRBN0624CR82□PG00

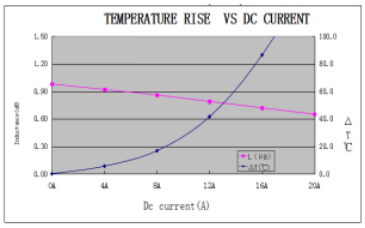

HRBN0624C1R0□PG00

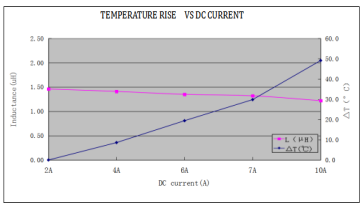

HRBN0624C1R5□PG00

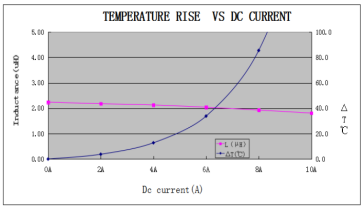

HRBN0624C2R2□PG00

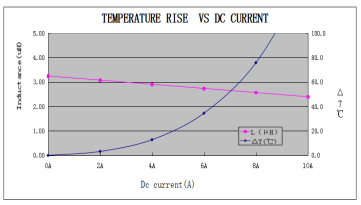

HRBN0624C3R3□PG00

Product Characteristic Curve

HRBN0603C series

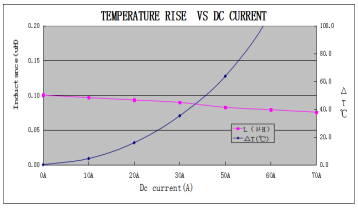

HRBN0603CR10□PG00

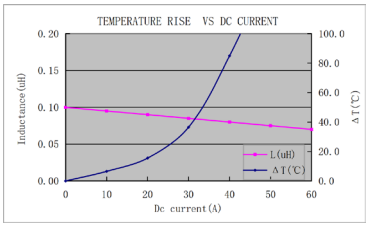

HRBN0603CR15□PG00

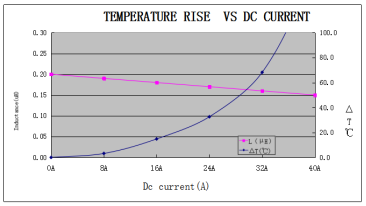

HRBN0603CR20□PG00

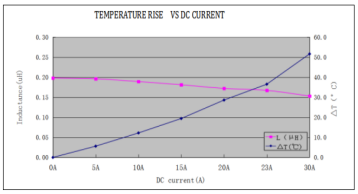

HRBN0603CR22□PG00

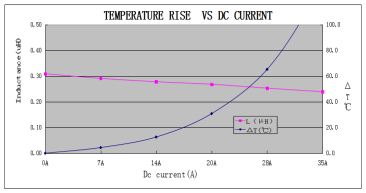

HRBN0603CR33□PG00

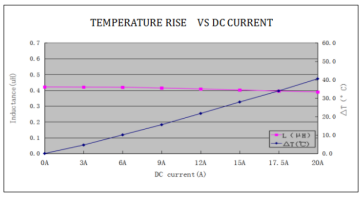

HRBN0603CR47□PG00

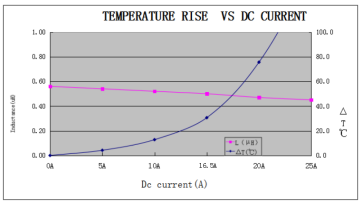

HRBN0603CR56□PG00

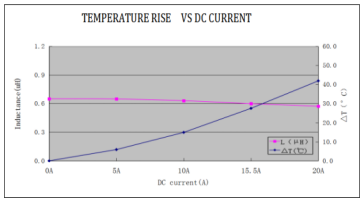

HRBN0603CR68□PG00

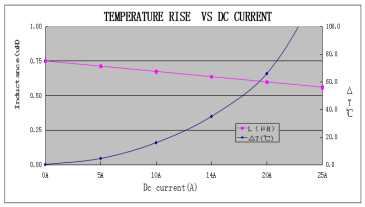

HRBN0603CR75□PG00

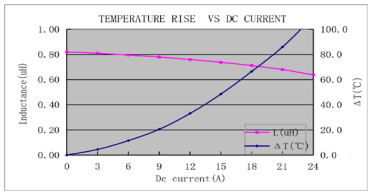

HRBN0603CR82□PG00

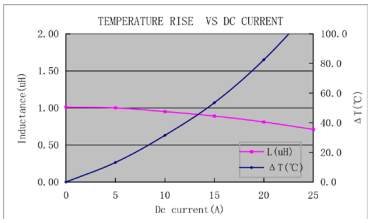

HRBN0603C1R0□PG00

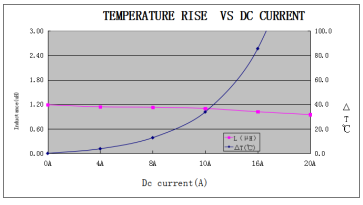

HRBN0603C1R2□PG00

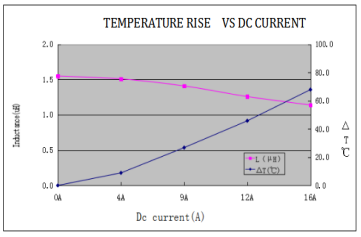

HRBN0603C1R5□PG00

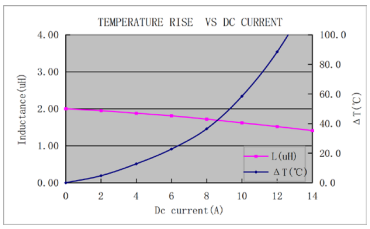

HRBN0603C2R0□PG00

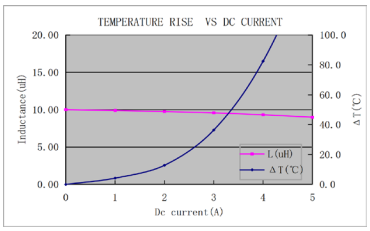

HRBN0603C2R2□PG00

Product Characteristic Curve

HRBN0604C series

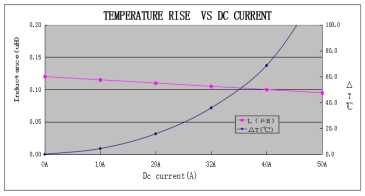

HRBN0604CR12□PG00

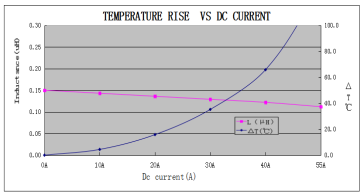

HRBN0604CR15□PG00

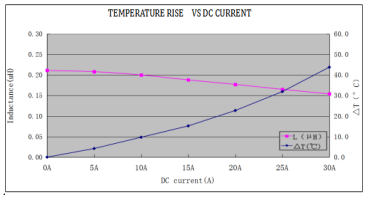

HRBN0604CR22□PG00

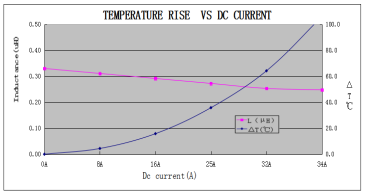

HRBN0604CR33□PG00

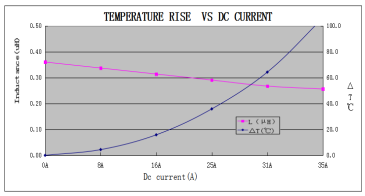

HRBN0604CR36□PG00

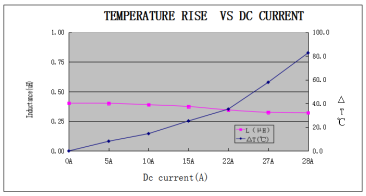

HRBN0604CR47□PG00

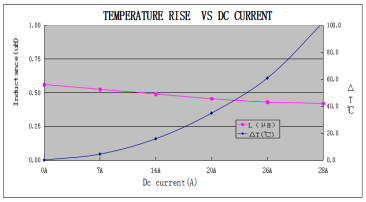

HRBN0604CR56□PG00

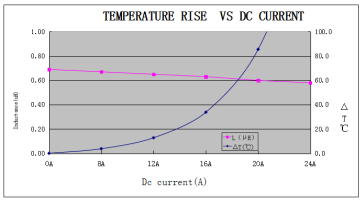

HRBN0604CR68□PG00

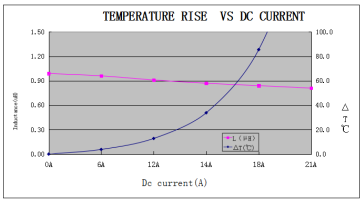

HRBN0604C1R0□PG00

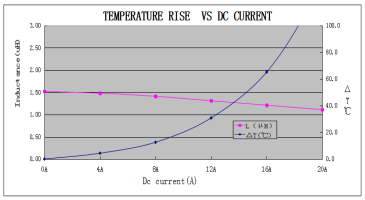

HRBN0604C1R5□PG00

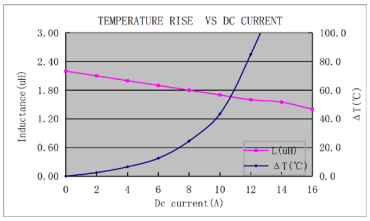

HRBN0604C2R2□PG00

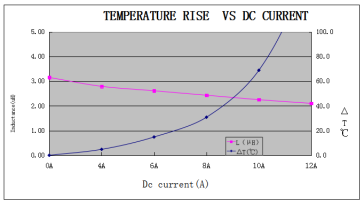

HRBN0604C3R3□PG00

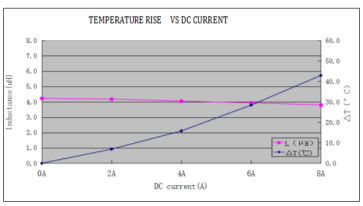

HRBN0604C4R7□PG00

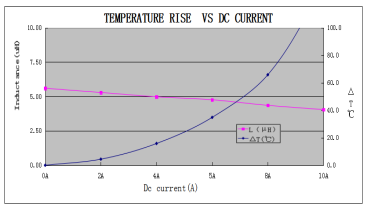

HRBN0604C5R6□PG00

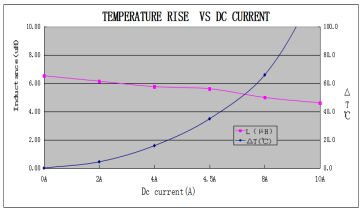

HRBN0604C6R8□PG00

Product Characteristic Curve

HRBN0605C series

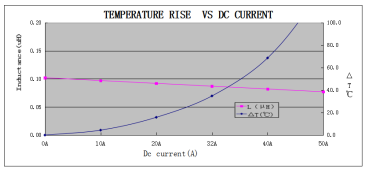

HRBN0605CR10□PG00

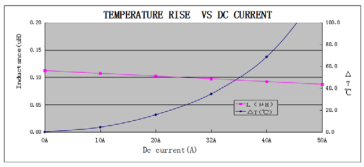

HRBN0605CR11□PG00

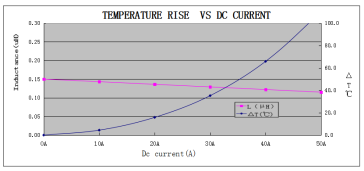

HRBN0605CR15□PG0t

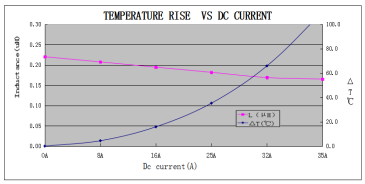

HRBN0605CR22□PG00

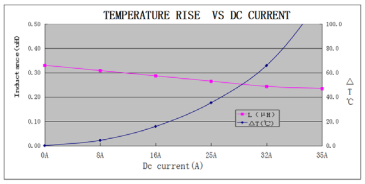

HRBN0605CR33□PG00

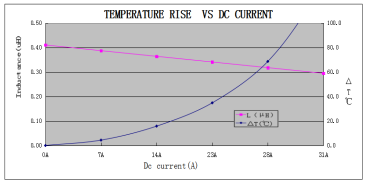

HRBN0605CR40□PG00

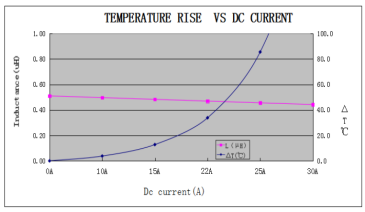

HRBN0605CR47□PG00

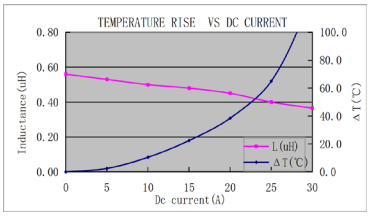

HRBN0605CR56□PG00

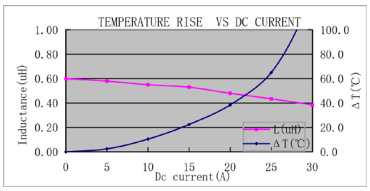

HRBN0605CR60□PG00

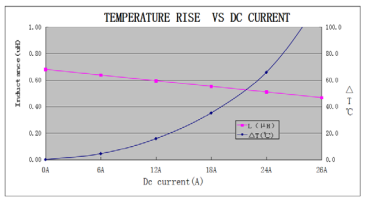

HRBN0605CR68□PG00

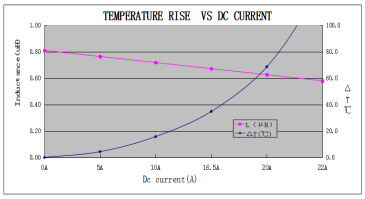

HRBN0605CR82□PG00

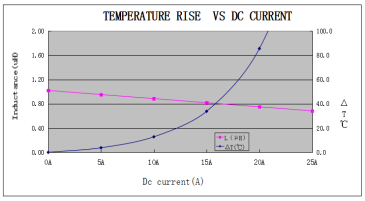

HRBN0605C1R0□PG00

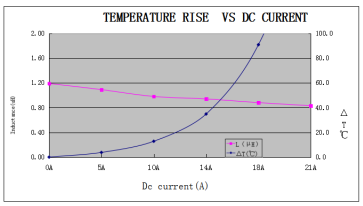

HRBN0605C1R2□PG00

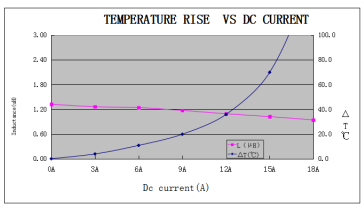

HRBN0605C1R5□PG00

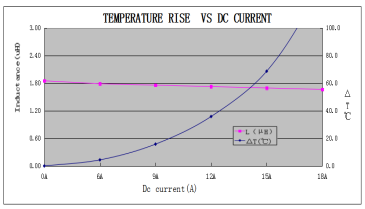

HRBN0605C1R8□PG00

Product Characteristic Curve

HRBN1004C series

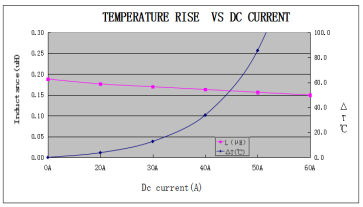

HRBN1004CR19□PG00

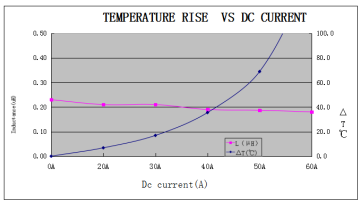

HRBN1004CR22□PG00

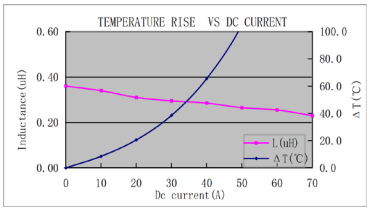

HRBN1004CR36□PG00

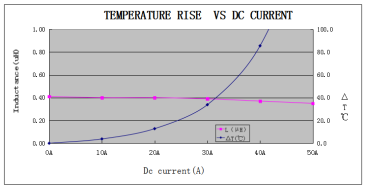

HRBN1004CR39□PG00

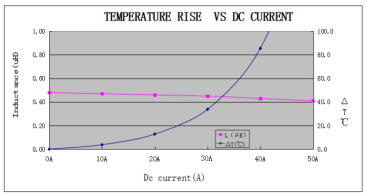

HRBN1004CR47□PG00

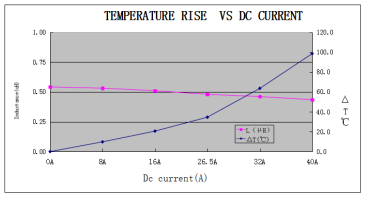

HRBN1004CR56□PG00

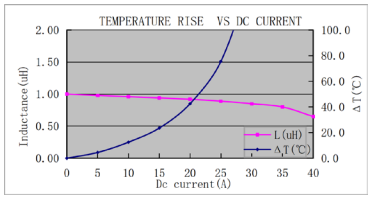

HRBN1004C1R0□PG00

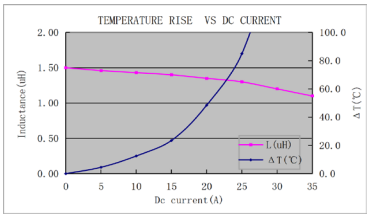

HRBN1004C1R5□PG00

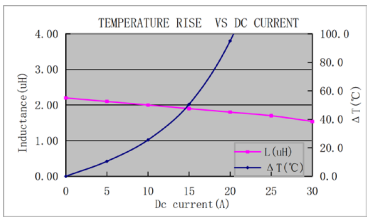

HRBN1004C2R2□PG00

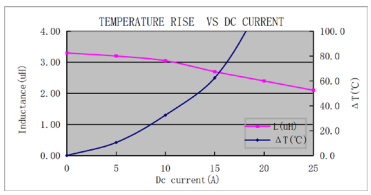

HRBN1004C3R3□PG00

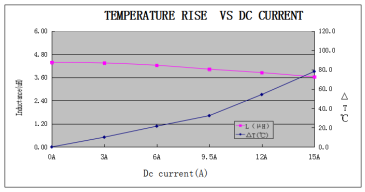

HRBN1004C4R7□PG00

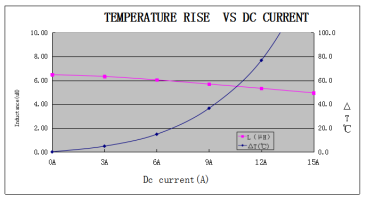

HRBN1004C6R8□PG00

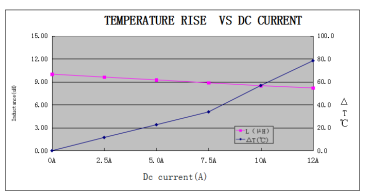

HRBN1004C100□PG00

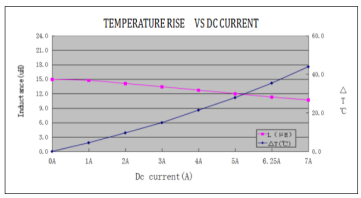

HRBN1004C150□PG00

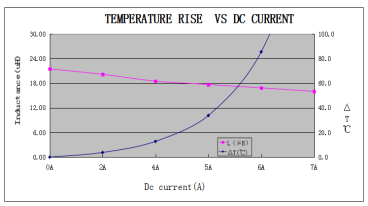

HRBN1004C220□PG00

Product Characteristic Curve

HRBN1005C series

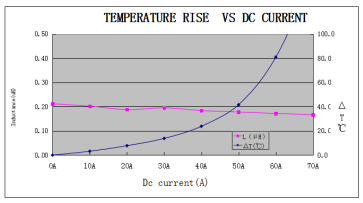

HRBN1005CR22□PG00

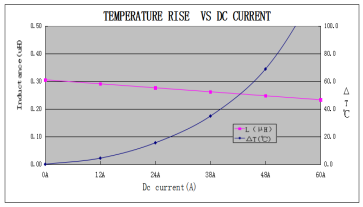

HRBN1005CR30□PG00

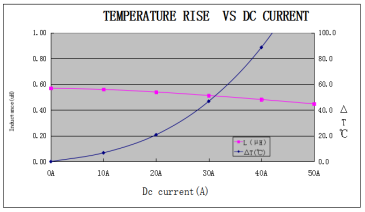

HRBN1005CR56□PG00

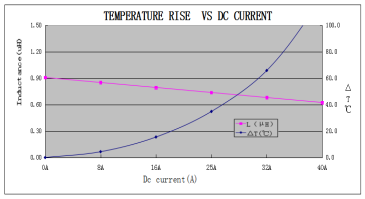

HRBN1005CR90□PG00

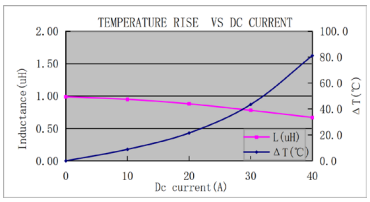

HRBN1005C1R0□PG00

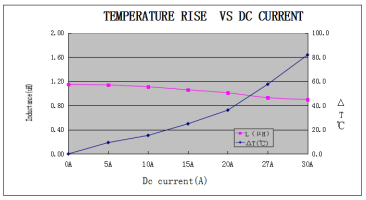

HRBN1005C1R2□PG00

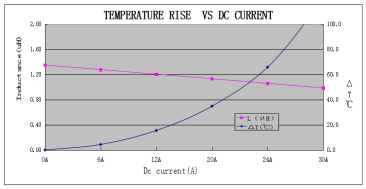

HRBN1005C1R3□PG00

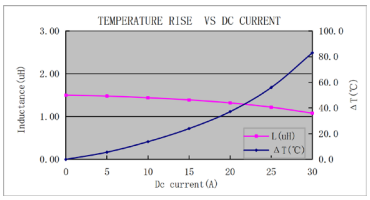

HRBN1005C1R5□PG00

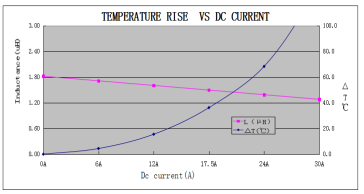

HRBN1005C1R8□PG00

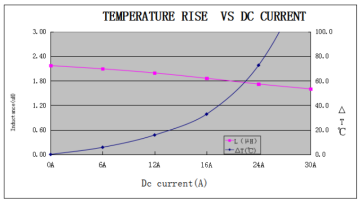

HRBN1005C2R2□PG00

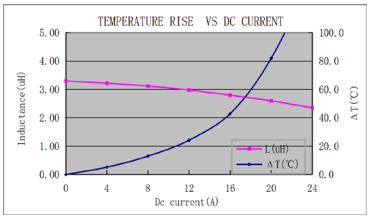

HRBN1005C3R3□PG00

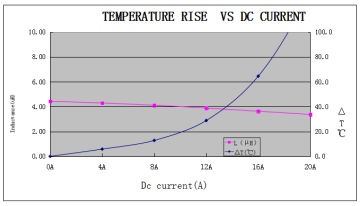

HRBN1005C4R7□PG00

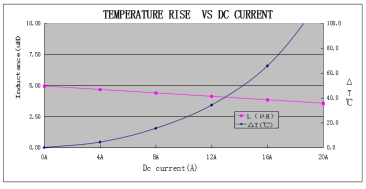

HRBN1005C5R0□PG00

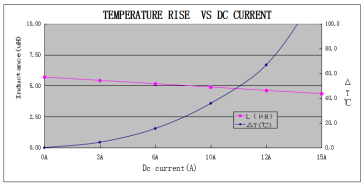

HRBN1005C5R6□PG00

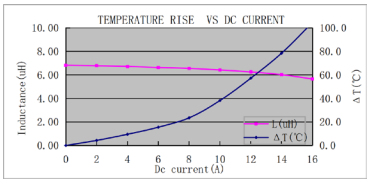

HRBN1005C6R8□PG00

Product Characteristic Curve

HRBN1235C series

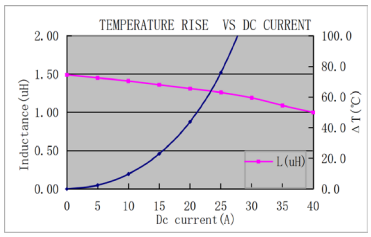

HRBN1235C1R5□PG00

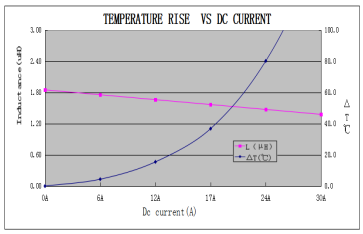

HRBN1235C1R8□PG00

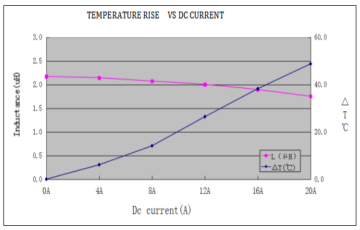

HRBN1235C2R2□PG00

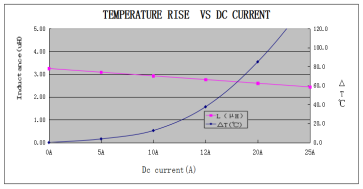

HRBN1235C3R3□PG00

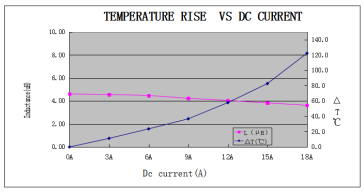

HRBN1235C4R7□PG00

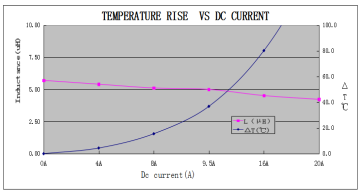

HRBN1235C5R6□PG00

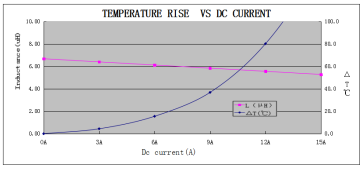

HRBN1235C6R8□PG00

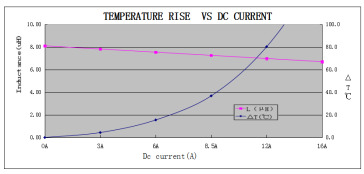

HRBN1235C8R2□PG00

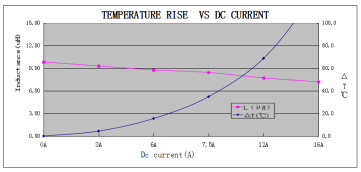

HRBN1235C100□PG00

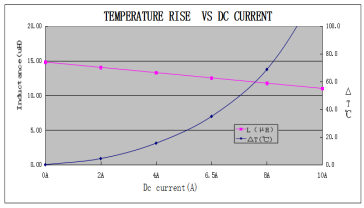

HRBN1235C150□PG00

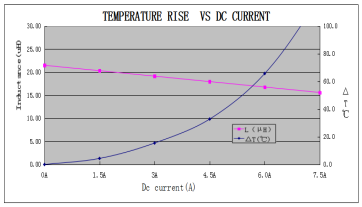

HRBN1235C220□PG00

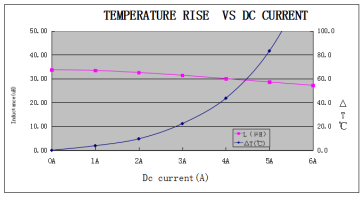

HRBN1235C330□PG00

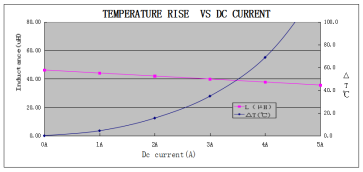

HRBN1235C470□PG00

Product Characteristic Curve

HRBN1205C series

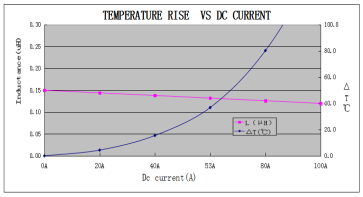

HRBN1205CR15□PG00

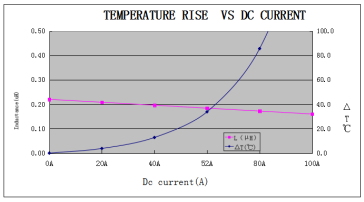

HRBN1205CR22□PG00

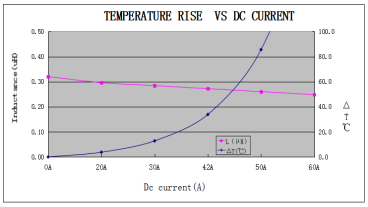

HRBN1205CR33□PG00

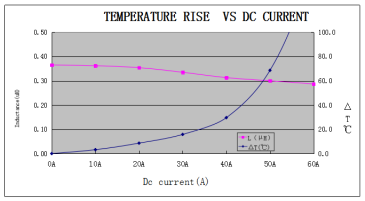

HRBN1205CR36□PG00

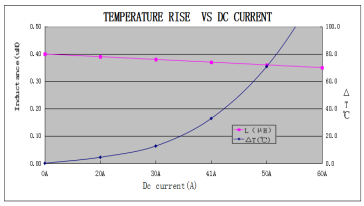

HRBN1205CR40□PG00

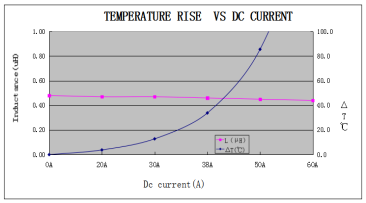

HRBN1205CR47□PG00

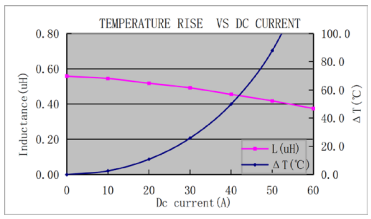

HRBN1205CR56□PG00

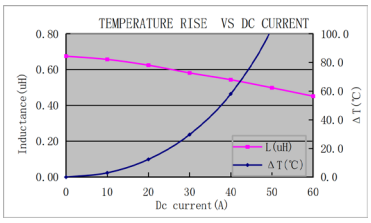

HRBN1205CR68□PG00

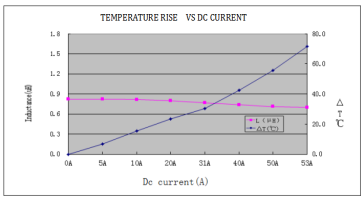

HRBN1205CR82□PG00

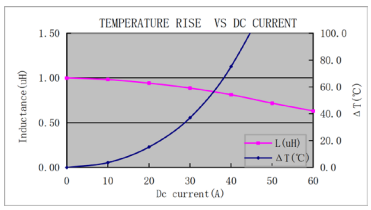

HRBN1205C1R0□PG00

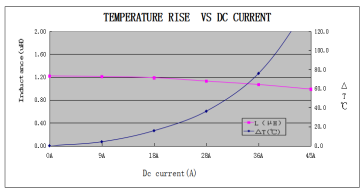

HRBN1205C1R2□PG00

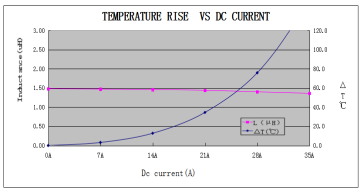

HRBN1205C1R5□PG00

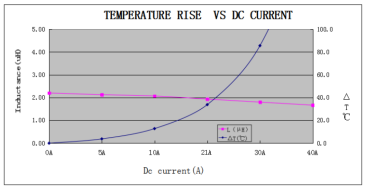

HRBN1205C2R2□PG00

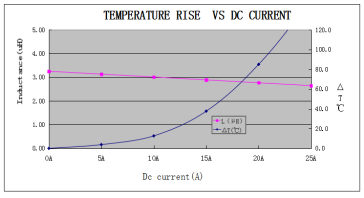

HRBN1205C3R3□PG00

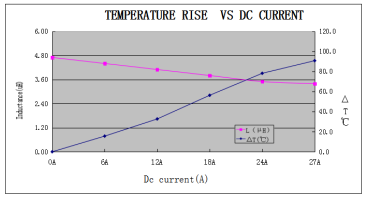

HRBN1205C4R7□PG00

Product Characteristic Curve

HRBN1265C series

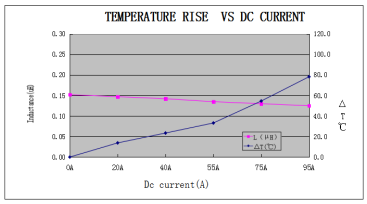

HRBN1265CR15□PG00

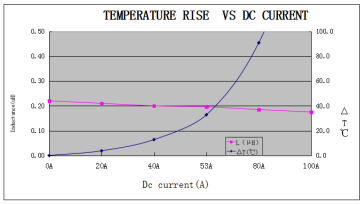

HRBN1265CR22□PG00

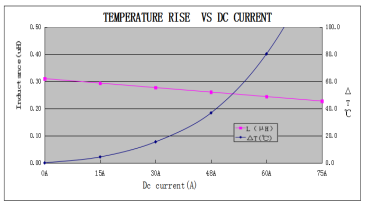

HRBN1265CR30□PG00

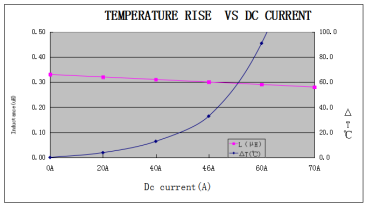

HRBN1265CR33□PG00

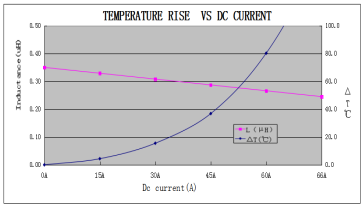

HRBN1265CR36□PG00

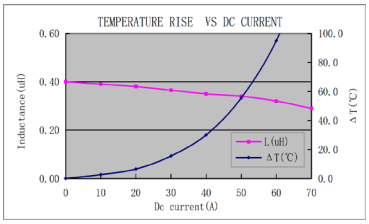

HRBN1265CR40□PG00

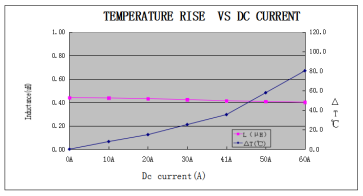

HRBN1265CR47□PG00

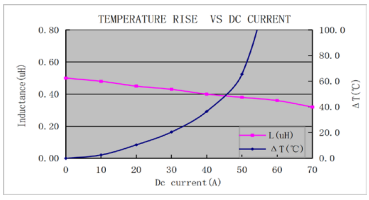

HRBN1265CR50□PG00

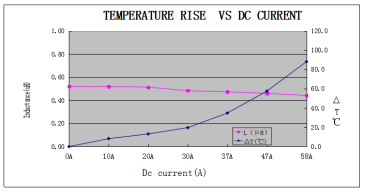

HRBN1265CR56□PG00

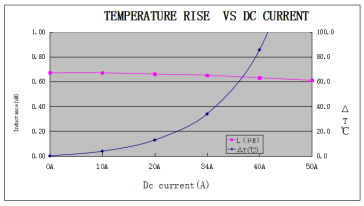

HRBN1265CR68□PG00

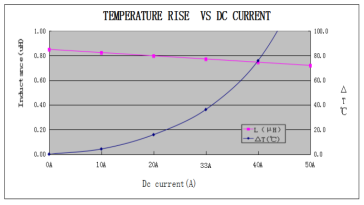

HRBN1265CR82□PG00

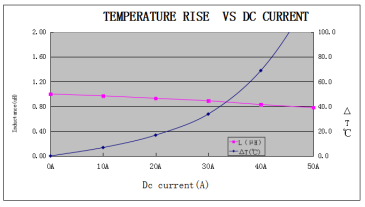

HRBN1265C1R0□PG00

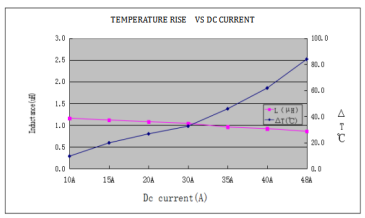

HRBN1265C1R2□PG00

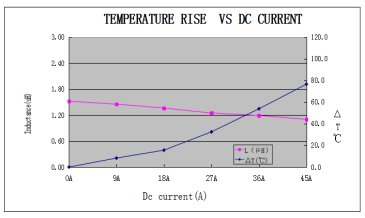

HRBN1265C1R5□PG00

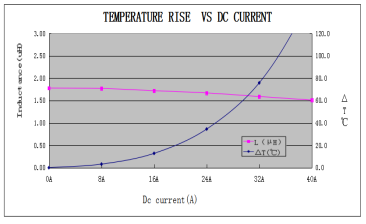

HRBN1265C1R8□PG00

Product Characteristic Curve

HRBN1707C series

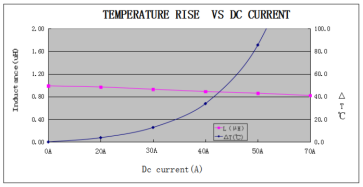

HRBN1707C1R0□PG00

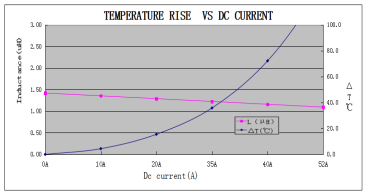

HRBN1707C1R5□PG00

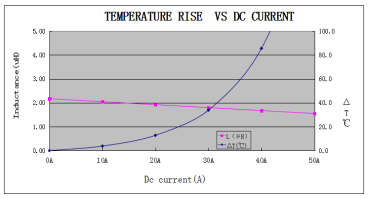

HRBN1707C2R2□PG00

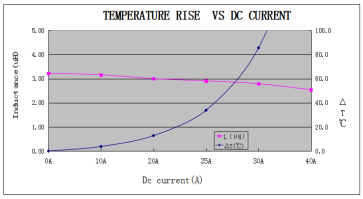

HRBN1707C3R3□PG00

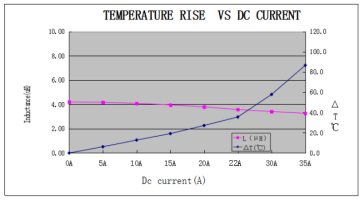

HRBN1707C4R7□PG00

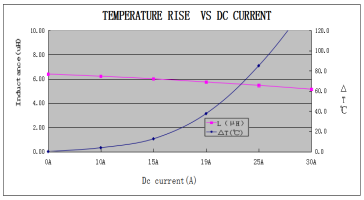

HRBN1707C6R8□PG00

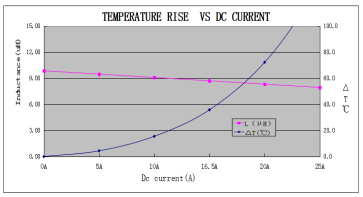

HRBN1707C100□PG00

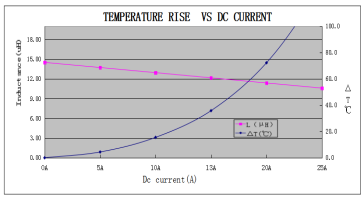

HRBN1707C150□PG00

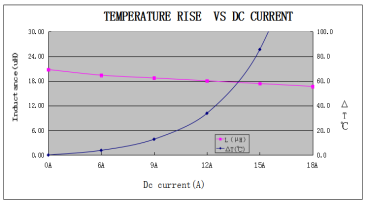

HRBN1707C220□PG00

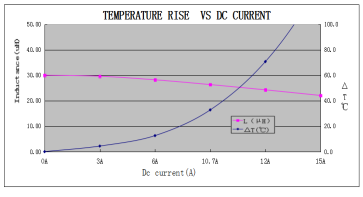

HRBN0618C1R2□PG00

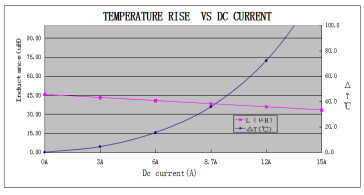

HRBN0618C1R5□PG00

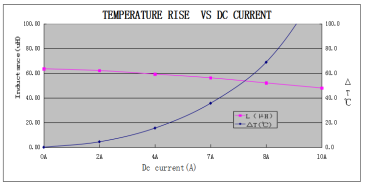

HRBN0618C2R2□PG00

Packaging Specifications

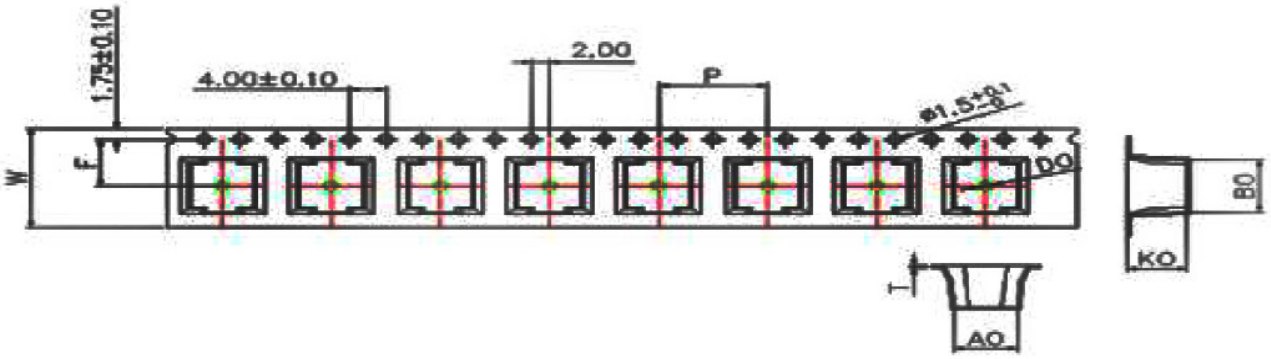

Dimensions in mm

TYPE	Tape Dimensions						Quantity PCS/ REEL
	A0	B0	K0	W	P	T	
HRBN0402C	4.4	5.2	2.2	12.0	8.0	0.30	3000
HRBN0518C	5.4	6.0	2.2	12.0	8.0	0.30	3000
HRBN0502C	5.4	6.0	2.2	12.0	8.0	0.30	3000
HRBN0503C	5.4	6.0	3.2	12.0	8.0	0.30	2500
HRBN0618C	7.0	7.8	2.3	16.0	12.0	0.35	2000
HRBN0602C	7.0	7.8	2.3	16.0	12.0	0.35	2000
HRBN0624C	7.0	7.8	2.6	16.0	12.0	0.35	2000
HRBN0603C	7.0	7.8	3.2	16.0	12.0	0.35	1500
HRBN0604C	7.0	7.8	4.2	16.0	12.0	0.35	1000
HRBN0605C	7.0	7.8	5.2	16.0	12.0	0.35	1000
HRBN1004C	10.7	12.0	4.5	24.0	16.0	0.35	1000
HRBN1005C	10.7	12.0	5.2	24.0	16.0	0.35	500
HRBN1235C	13.3	14.8	3.8	24.0	16.0	0.35	800
HRBN1205C	13.3	14.8	5.3	24.0	16.0	0.35	500
HRBN1265C	13.3	14.8	7.0	24.0	16.0	0.35	500
HRBN1707C	17.4	18.8	7.6	32.0	24.0	0.35	300

HFSN SERIES

FEATURES



- High performance (Isat) realized by metal dust core
- Low loss realized with low DCR
- 100% lead (Pb) free meet RoHS standard

Applications

- Thin type on-board power supply module for exchanger
- Cellular phones, LCD displays, HDDs, DVCs, DSCs, PDAs etc..
- Server
- DC/DC converters

ORDERING CODE

HFSN	201610	M	100	□	P	G	00
(1)	(2)	(3)	(4)	(5)	(6)	(7)	(8)

M : ±20% T : ±30%

(1) Type
(2) Dimensions
(3) Material code
(4) Inductance
(5) Inductance Tolerance
(6) Surface
(7) Colour
(8) Tail code

HFSN

Shape and Dimensions

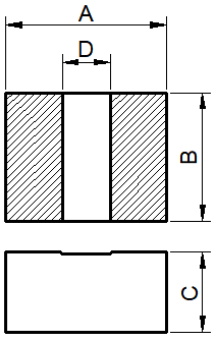

Recommended Pattern

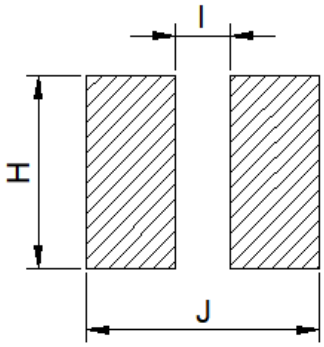

Dimensions in mm

TYPE	A	B	C	D	H	I	J
HFSN201610	2.0±0.2	1.6±0.2	1.0max	0.6Typ	1.7	0.5	2.1
HFSN201612	2.0±0.2	1.6±0.2	1.2max	0.6typ	1.7	0.5	2.1
HFSN252010	2.5±0.2	2.0±0.2	1.0max	0.7typ	2.1	0.6	2.6
HFSN252012	2.5±0.2	2.0±0.2	1.2max	0.7typ	2.1	0.6	2.6
HFSN322512	3.2±0.2	2.5±0.2	1.2max	1.3typ	2.8	0.8	3.7
HFSN322520	3.2±0.2	2.5±0.2	2.0max	1.3typ	2.8	0.8	3.7

HFSN201610 series Standard Specifications

Part No.	Inductance (μH)	Test Freq.	DCR(mΩ) Typ(Max)	Isat(A) Typ(Max)	Irms(A) Typ(Max)	Tolerance (±%)
HFSN201610MR24MPG01	0.24	1MHz,1V	15.0(18.0)	7.8(7.0)	5.8(5.2)	20
HFSN201610MR24MPG00	0.24	1MHz,1V	16.0(20.0)	7.0(6.5)	5.6(5.0)	20
HFSN201610MR33MPG01	0.33	1MHz,1V	18.0(21.0)	7.6(6.8)	5.5(5.0)	20
HFSN201610MR33MPG00	0.33	1MHz,1V	20.0(25.0)	6.8(6.3)	5.3(4.8)	20
HFSN201610MR47MPG01	0.47	1MHz,1V	17.0(22.0)	6.0(5.5)	5.4(4.8)	20
HFSN201610MR47MPG00	0.47	1MHz,1V	18.0(25.0)	5.8(5.3)	4.5(4.0)	20
HFSN201610MR68MPG01	0.68	1MHz,1V	24.0(30.0)	5.0(4.6)	4.8(4.5)	20
HFSN201610MR68MPG00	0.68	1MHz,1V	25.0(32.0)	4.8(4.2)	4.5(4.0)	20
HFSN201610MR82MPG01	0.82	1MHz,1V	30.0(37.0)	4.8(4.3)	4.6(4.3)	20
HFSN201610MR82MPG00	0.82	1MHz,1V	32.0(40.0)	4.5(4.0)	4.3(4.0)	20
HFSN201610M1R0MPG01	1.00	1MHz,1V	30.0(37.0)	4.6(4.2)	4.5(4.2)	20
HFSN201610M1R0MPG00	1.00	1MHz,1V	33.0(42.0)	4.3(3.7)	4.3(4.0)	20
HFSN201610M1R5MPG01	1.50	1MHz,1V	55.0(60.0)	3.8(3.5)	3.4(3.0)	20
HFSN201610M1R5MPG00	1.50	1MHz,1V	60.0(70.0)	3.5(3.0)	3.2(2.8)	20
HFSN201610M2R2MPG01	2.20	1MHz,1V	70.0(82.0)	3.0(2.7)	2.8(2.5)	20
HFSN201610M2R2MPG00	2.20	1MHz,1V	73.0(85.0)	2.8(2.3)	2.6(2.0)	20
HFSN201610M4R7MPG01	4.70	1MHz,1V	190.0(200.0)	2.0(1.8)	1.6(1.4)	20

HFSN201612 series Standard Specifications

Part No.	Inductance (μH)	Test Freq.	DCR(mΩ) Typ(Max)	Isat(A) Typ(Max)	Irms(A) Typ(Max)	Tolerance (±%)
HFSN201612MR47MPG01	0.47	1MHz,1V	17.0(21.0)	6.6(6.0)	5.6(5.1)	20
HFSN201612MR47MPG00	0.47	1MHz,1V	19.0(25.0)	6.0(5.4)	5.3(5.1)	20
HFSN201612M1R0MPG01	1.00	1MHz,1V	28.0(36.0)	4.8(4.2)	4.6(4.2)	20
HFSN201612M1R0MPG00	1.00	1MHz,1V	32.0(40.0)	4.2(3.8)	4.0(3.8)	20
HFSN201612M2R2MPG01	2.20	1MHz,1V	52.0(70.0)	3.3(3.0)	3.1(2.8)	20
HFSN201612M2R2MPG00	2.20	1MHz,1V	65.0(80.0)	2.8(2.5)	2.5(2.2)	20

NOTE: Tolerance M=±20% / T=±30%

1.All test data is referenced to 25℃ ambient.

2.Irms: DC current (A) that will cause an approximate ΔT of 40℃

3.Isat : DC current (A) that will cause L0 to drop approximately 30%

4.Operating Temperature Range -40℃ to +125℃

5.The part temperature (ambient + temp rise) should not exceed 125℃ under the worst case operating conditions. Circuit design, component placement, PCB trace size and thickness, airflow and other cooling provision all affect the part temperature. Part temperature should be verified in the end application.

6.The rated current as listed is either the saturation current or the heating current depending on which value is lower.

HFSN252010 series Standard Specifications

Part No.	Inductance (μH)	Test Freq.	DCR(mΩ) Typ(Max)	Isat(A) Typ(Max)	Irms(A) Typ(Max)	Tolerance (±%)
HFSN252010MR24MPG01	0.24	1MHz,1V	8.0(10.5)	8.50(7.50)	8.0(7.0)	20
HFSN252010MR24MPG00	0.24	1MHz,1V	10.0(13.0)	8.00(7.30)	7.5(6.5)	20
HFSN252010MR33MPG01	0.33	1MHz,1V	12.0(15.0)	7.00(6.40)	6.4(6.0)	20
HFSN252010MR33MPG00	0.33	1MHz,1V	13.0(16.0)	6.80(6.20)	6.0(5.5)	20
HFSN252010MR47MPG01	0.47	1MHz,1V	15.0(19.0)	6.50(6.00)	6.0(5.6)	20
HFSN252010MR47MPG00	0.47	1MHz,1V	17.0(22.0)	6.00(5.60)	5.8(5.3)	20
HFSN252010MR68MPG01	0.68	1MHz,1V	16.0(21.0)	6.00(5.50)	5.8(5.5)	20
HFSN252010MR68MPG00	0.68	1MHz,1V	20.0(26.0)	5.60(5.20)	5.3(5.0)	20
HFSN252010MR82MPG01	0.82	1MHz,1V	26.0(30.0)	5.95(5.45)	5.7(5.3)	20
HFSN252010MR82MPG00	0.82	1MHz,1V	28.0(35.0)	5.50(5.00)	5.3(4.8)	20
HFSN252010M1R0MPG01	1.00	1MHz,1V	26.0(30.0)	5.90(5.40)	5.7(5.2)	20
HFSN252010M1R0MPG00	1.00	1MHz,1V	27.0(35.0)	5.30(4.50)	5.0(4.5)	20
HFSN252010M1R5MPG01	1.50	1MHz,1V	41.0(47.0)	4.20(3.80)	4.0(3.5)	20
HFSN252010M1R5MPG00	1.50	1MHz,1V	43.0(50.0)	4.00(3.60)	3.8(3.3)	20
HFSN252010M2R2MPG01	2.20	1MHz,1V	64.0(70.0)	3.50(3.00)	2.5(2.1)	20
HFSN252010M2R2MPG00	2.20	1MHz,1V	66.0(75.0)	3.30(2.70)	2.5(2.0)	20
HFSN252010M3R3MPG01	3.30	1MHz,1V	85.0(98.0)	2.60(2.10)	2.1(1.9)	20
HFSN252010M3R3MPG00	3.30	1MHz,1V	95.0(110.0)	2.30(1.80)	2.1(1.6)	20
HFSN252010M4R7MPG01	4.70	1MHz,1V	145.0(160.0)	2.30(2.00)	1.9(1.7)	20
HFSN252010M4R7MPG00	4.70	1MHz,1V	150.0(163.0)	2.20(1.60)	1.7(1.6)	20

HFSN252012 series Standard Specifications

Part No.	Inductance (μH)	Test Freq.	DCR(mΩ) Typ(Max)	Isat(A) Typ(Max)	Irms(A) Typ(Max)	Tolerance (±%)
HFSN252012MR33MPG01	0.33	1MHz,1V	10.0(15.0)	8.5(7.8)	7.0(6.5)	20
HFSN252012MR33MPG00	0.33	1MHz,1V	13.0(18.0)	7.5(7.0)	6.5(6.0)	20
HFSN252012MR47MPG01	0.47	1MHz,1V	13.0(16.0)	7.7(6.9)	6.8(6.2)	20
HFSN252012MR47MPG00	0.47	1MHz,1V	15.0(19.0)	7.0(6.0)	6.0(5.8)	20
HFSN252012MR82MPG01	0.82	1MHz,1V	19.0(23.0)	6.2(5.6)	6.2(5.4)	20
HFSN252012MR82MPG00	0.82	1MHz,1V	21.0(25.0)	5.8(5.2)	5.6(5.0)	20
HFSN252012M1R0MPG01	1.00	1MHz,1V	22.0(25.0)	5.9(5.4)	5.7(5.2)	20
HFSN252012M1R0MPG00	1.00	1MHz,1V	25.0(30.0)	5.5(5.0)	5.3(4.8)	20
HFSN252012M1R2MPG01	1.20	1MHz,1V	34.0(40.0)	5.3(4.5)	5.2(4.5)	20
HFSN252012M1R2MPG00	1.20	1MHz,1V	35.0(45.0)	5.0(4.5)	5.0(4.3)	20
HFSN252012M1R5MPG01	1.50	1MHz,1V	38.0(45.0)	4.8(4.2)	4.0(3.8)	20
HFSN252012M1R5MPG00	1.50	1MHz,1V	40.0(50.0)	4.3(3.8)	4.0(3.5)	20
HFSN252012M2R2MPG01	2.20	1MHz,1V	60.0(72.0)	4.0(3.7)	3.7(3.3)	20
HFSN252012M2R2MPG00	2.20	1MHz,1V	65.0(75.0)	3.6(3.3)	3.2(3.0)	20
HFSN252012M4R7MPG01	4.70	1MHz,1V	140.0(150.0)	2.5(2.1)	2.0(1.7)	20
HFSN252012M4R7MPG00	4.70	1MHz,1V	120.0(140.0)	2.2(1.8)	1.8(1.5)	20

NOTE: Tolerance M=±20% / T=±30%

1.All test data is referenced to 25℃ ambient.

2.Irms: DC current (A) that will cause an approximate ΔT of 40℃

3.Isat : DC current (A) that will cause L0 to drop approximately 30%

4.Operating Temperature Range -40℃ to +125℃

5.The part temperature (ambient + temp rise) should not exceed 125℃ under the worst case operating conditions. Circuit design, component placement, PCB trace size and thickness, airflow and other cooling provision all affect the part temperature. Part temperature should be verified in the end application.

6.The rated current as listed is either the saturation current or the heating current depending on which value is lower.

HFSN322512 series Standard Specifications

Part No.	Inductance (μH)	Test Freq.	DCR(mΩ) Typ(Max)	Isat(A) Typ(Max)	Irms(A) Typ(Max)	Tolerance (±%)
HFSN322512MR22MPG00	0.22	1MHz,1V	8.0(9.5)	11.5(10.0)	7.8(7.2)	20
HFSN322512MR47MPG00	0.47	1MHz,1V	16.0(18.5)	9.0(8.2)	6.7(6.2)	20
HFSN322512MR68MPG00	0.68	1MHz,1V	20.0(24.0)	8.0(7.2)	5.8(5.3)	20
HFSN322512M1R0MPG00	1.00	1MHz,1V	26.0(30.0)	7.0(6.2)	4.8(4.2)	20
HFSN322512M1R5MPG00	1.50	1MHz,1V	39.0(45.0)	5.5(5.0)	4.5(4.0)	20
HFSN322512M2R2MPG00	2.20	1MHz,1V	62.0(73.0)	4.5(4.0)	4.0(3.6)	20
HFSN322512M3R3MPG00	3.30	1MHz,1V	80.0(95.0)	3.5(3.1)	3.0(2.7)	20
HFSN322512M4R7MPG00	4.70	1MHz,1V	105.0(120.0)	3.0(2.5)	2.5(2.1)	20
HFSN322512M6R8MPG00	6.80	1MHz,1V	170.0(200.0)	2.3(2.0)	1.6(1.3)	20

HFSN322520 series Standard Specifications

Part No.	Inductance (μH)	Test Freq.	DCR(mΩ) Typ(Max)	Isat(A) Typ(Max)	Irms(A) Typ(Max)	Tolerance (±%)
HFSN322520MR33MPG00	0.33	1MHz,1V	8.0(9.6)	11.0(10.0)	8.5(8.0)	20
HFSN322520MR47MPG00	0.47	1MHz,1V	9.0(10.5)	10.0(9.0)	8.0(7.5)	20
HFSN322520MR68MPG00	0.68	1MHz,1V	12.5(14.5)	8.6(7.5)	7.0(6.5)	20
HFSN322520M1R0MPG00	1.00	1MHz,1V	18.0(22.0)	7.5(6.5)	6.5(6.0)	20
HFSN322520M1R5MPG00	1.50	1MHz,1V	24.5(28.0)	6.3(5.5)	5.5(5.0)	20
HFSN322520M2R2MPG00	2.20	1MHz,1V	36.5(44.0)	5.4(4.8)	5.0(4.5)	20
HFSN322520M3R3MPG00	3.30	1MHz,1V	54.0(63.0)	4.5(4.0)	3.2(2.7)	20
HFSN322520M4R7MPG00	4.70	1MHz,1V	82.0(95.0)	3.5(3.0)	2.8(2.4)	20

NOTE: Tolerance M=±20% / T=±30%

1.All test data is referenced to 25℃ ambient.

2.Irms: DC current (A) that will cause an approximate ΔT of 40℃

3.Isat : DC current (A) that will cause L0 to drop approximately 30%

4.Operating Temperature Range -40℃ to +125℃

5.The part temperature (ambient + temp rise) should not exceed 125℃ under the worst case operating conditions. Circuit design, component placement, PCB trace size and thickness, airflow and other cooling provision all affect the part temperature. Part temperature should be verified in the end application.

6.The rated current as listed is either the saturation current or the heating current depending on which value is lower.

Product Characteristic Curve

HFSN2016

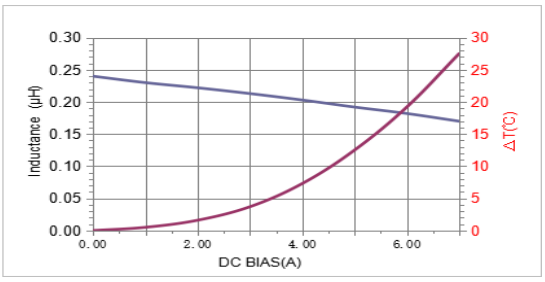

HFSN201610MR24MPG00

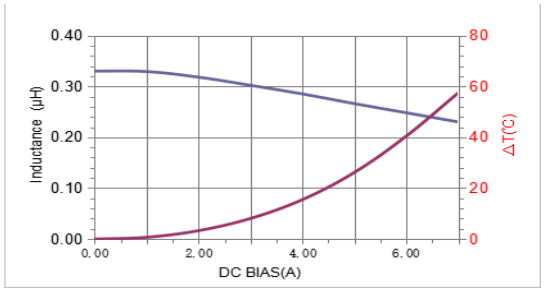

HFSN201610MR33MPG00

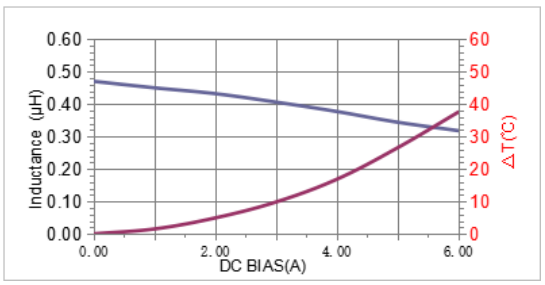

HFSN201610MR47MPG0

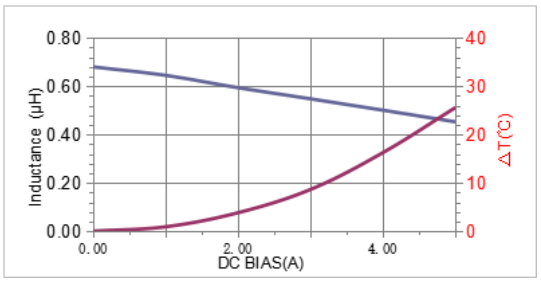

HFSN201610MR68MPG00

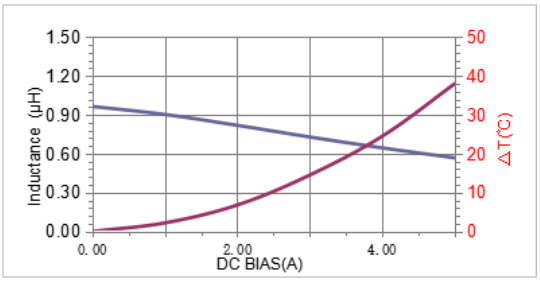

HFSN201610M1R0MPG00

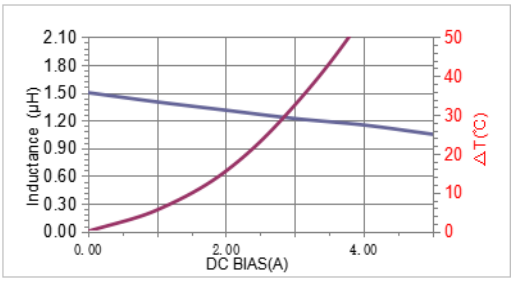

HFSN201610M1R5MPG00

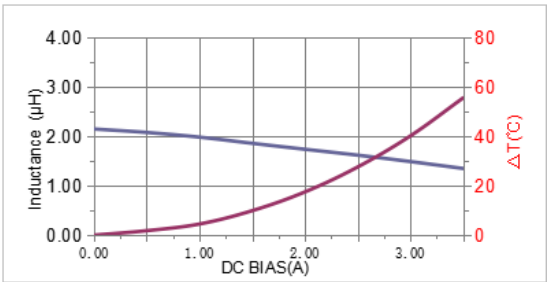

HFSN201610M2R2MPG0

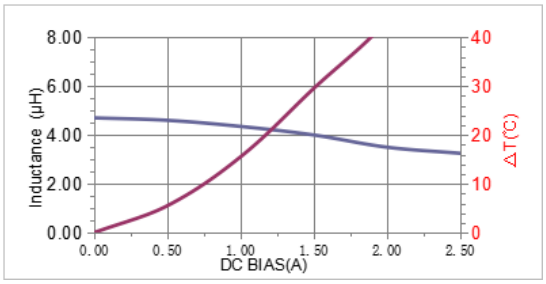

HFSN201610M4R7MPG00

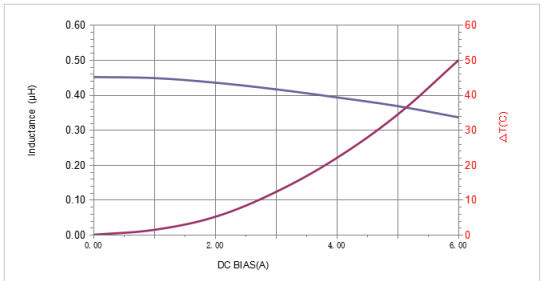

HFSN201612MR47MPG00

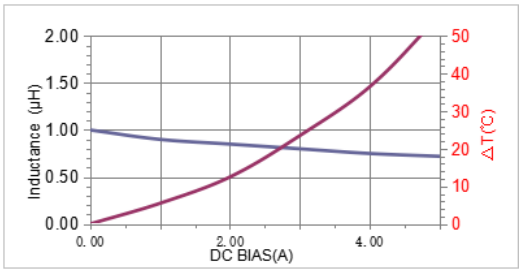

HFSN201612M1R0MPG00

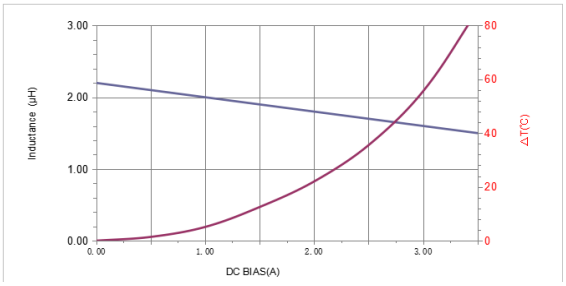

HFSN201612M2R2MPG00

Product Characteristic Curve

HFSN2520

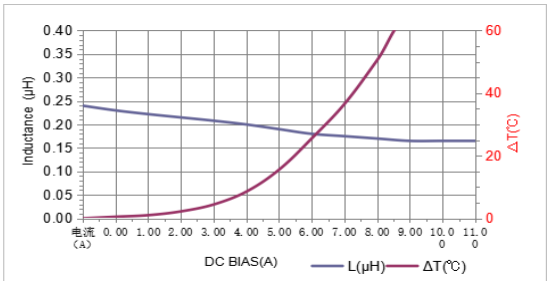

HFSN252010MR24MPG00

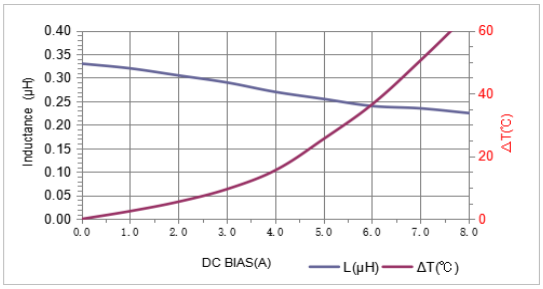

HFSN252010MR33MPG00

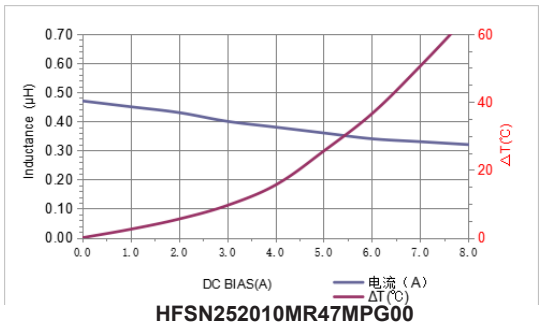

HFSN252010MR47MPG00

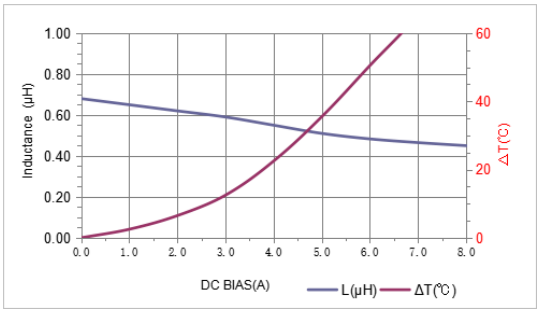

HFSN252010MR68MPG00

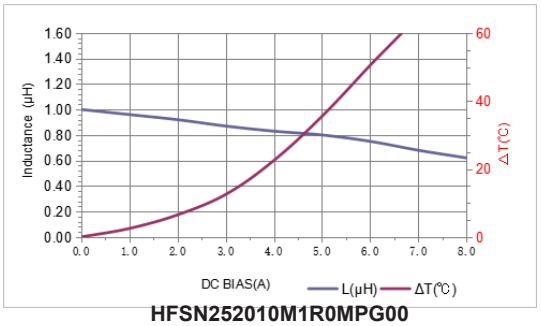

HFSN252010M1R0MPG00

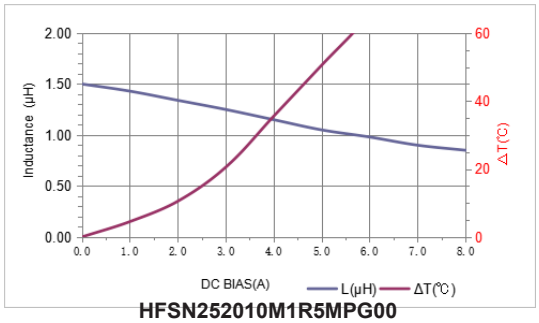

HFSN252010M1R5MPG00

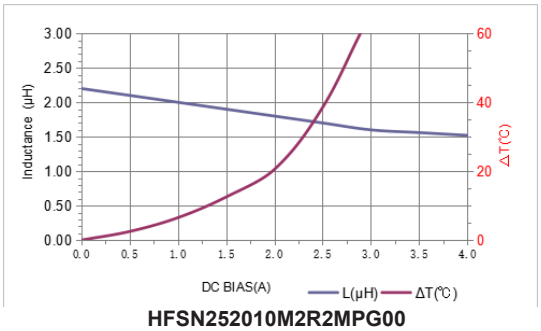

HFSN252010M2R2MPG00

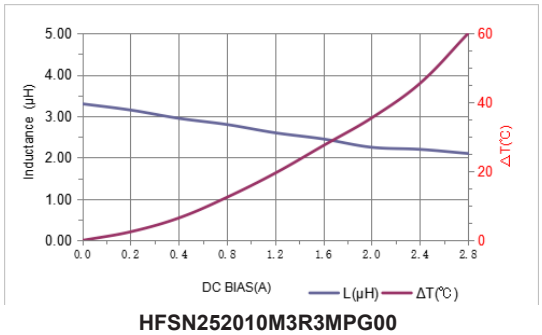

HFSN252010M3R3MPG00

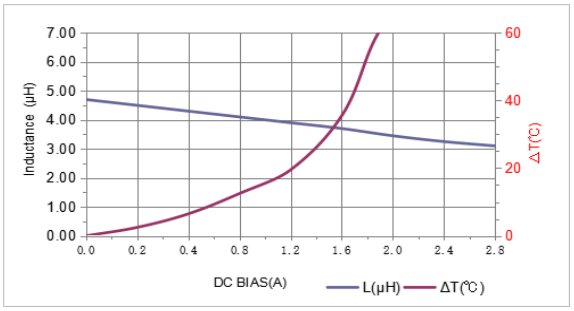

HFSN252010M4R7PG00

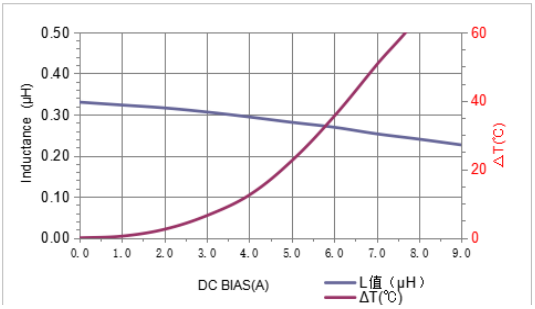

HFSN252012MR33MPG00

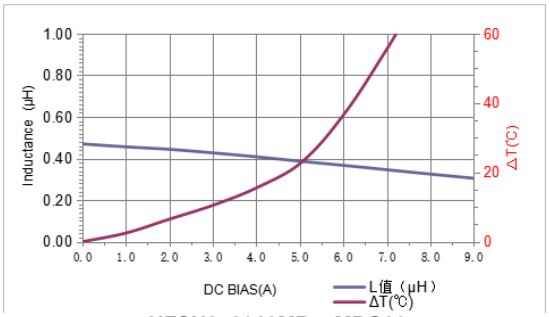

HFSN252012MR47MPG00

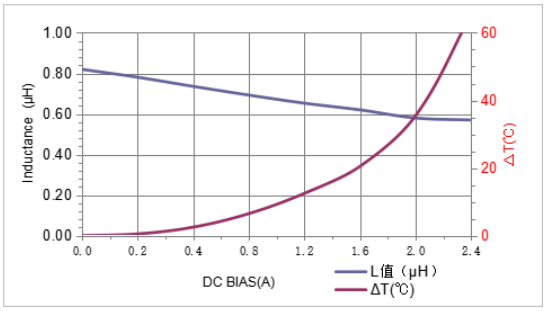

HFSN252012MR82MPG00

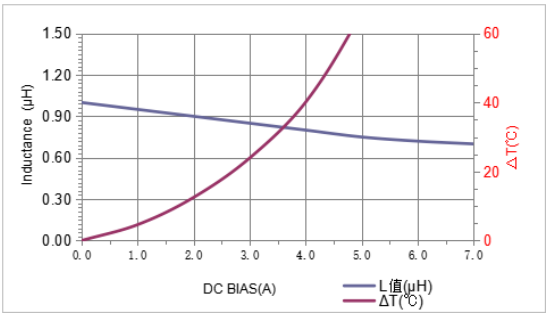

HFSN252012M1R0MPG00

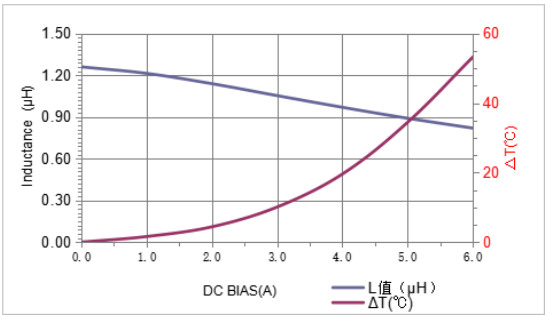

HFSN252012M1R2MPG00

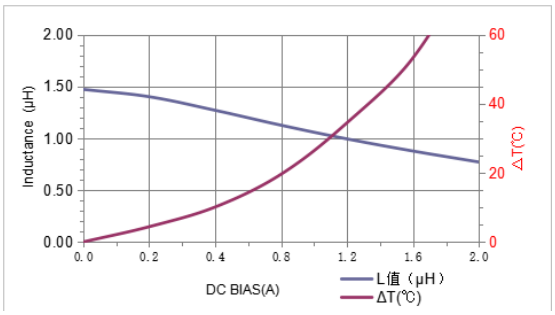

HFSN252012M1R5MPG00

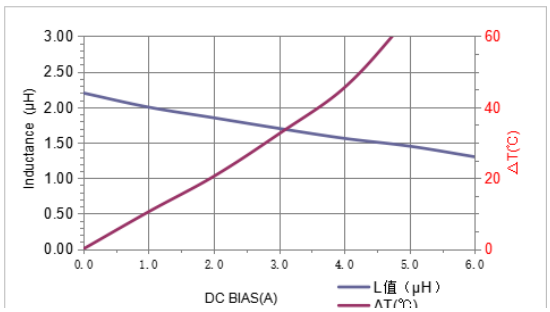

HFSN252012M2R2MPG00

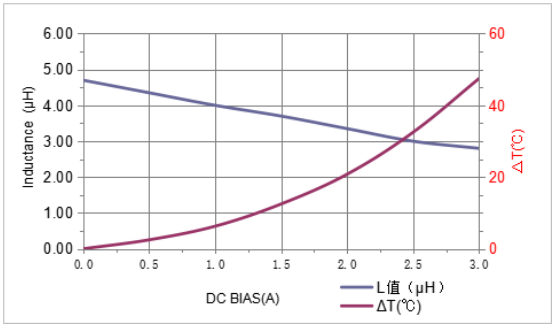

HFSN252012M4R7MPG00

Product Characteristic Curve

HFSN3225

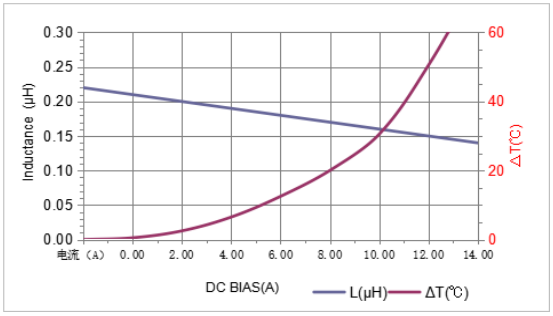

HFSN322512MR22MPG00

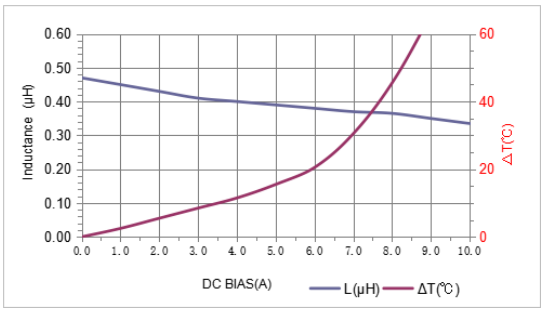

HFSN322512MR47MPG00

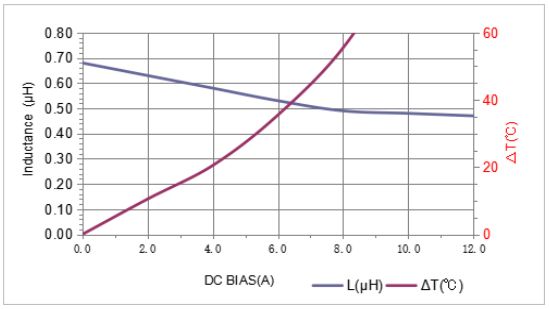

HFSN322512MR68MPG00

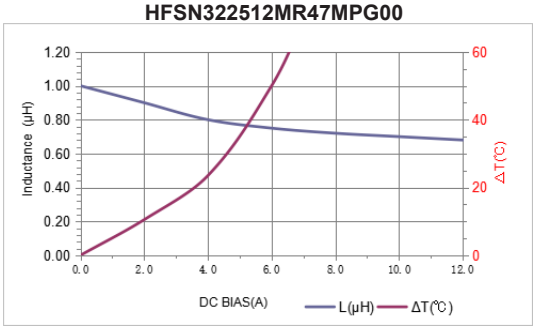

HFSN322512M1R0MPG00

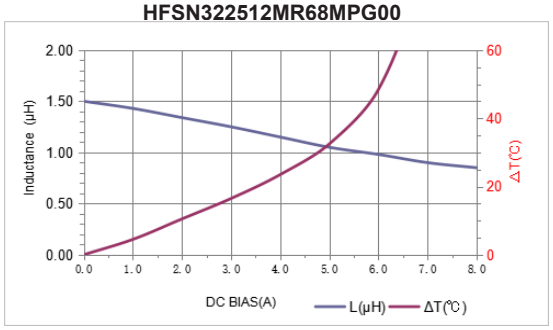

HFSN322512M1R5MPG00

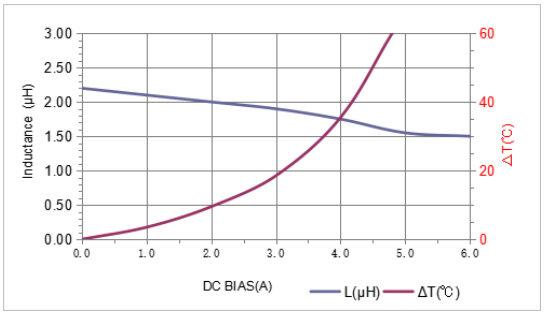

HFSN322512M2R2MPG00

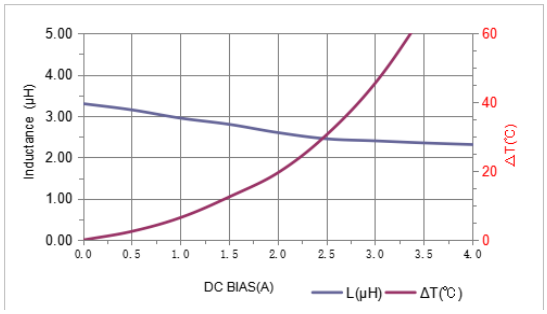

HFSN322512M3R3MPG00

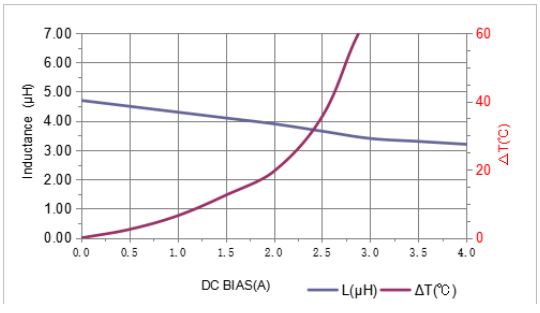

HFSN322512M4R7MPG00

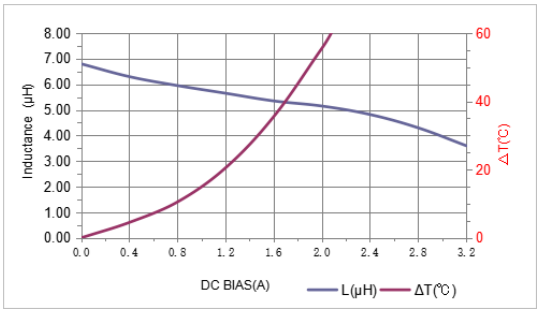

HFSN322512M6R8MPG00

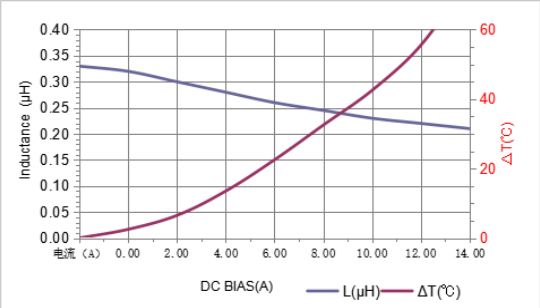

HFSN322520MR33MPG00

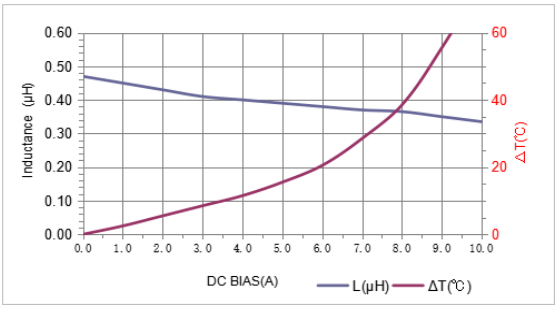

HFSN322520MR47MPG00

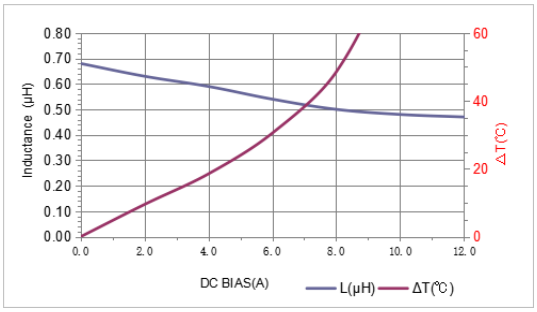

HFSN322520MR68MPG00

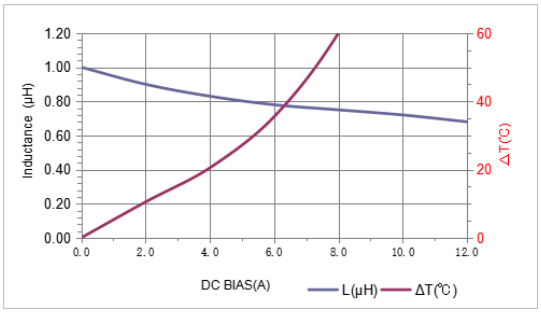

HFSN322520M1R0MPG00

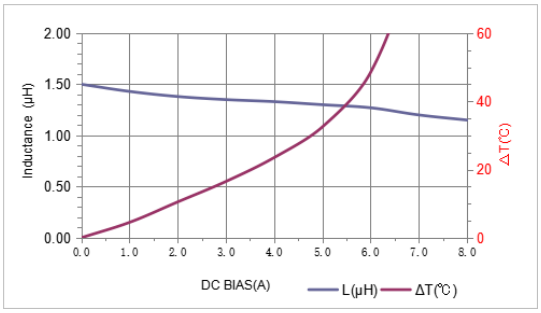

HFSN322520M1R5MPG00

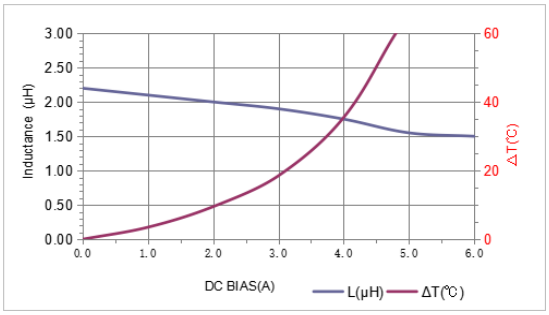

HFSN322520M2R2MPG00

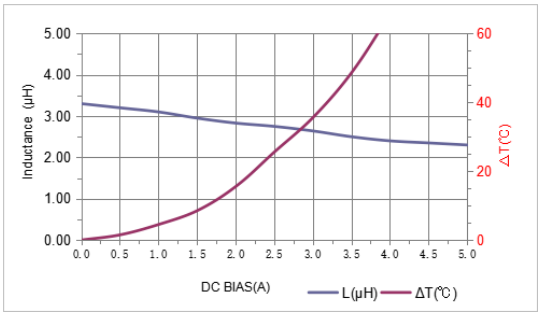

HFSN322520M3R3MPG00

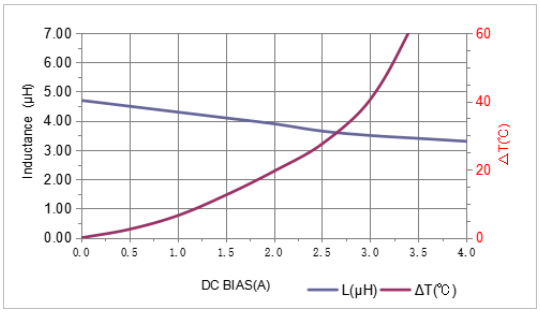

HFSN322520M4R7MPG00

Packaging Specifications

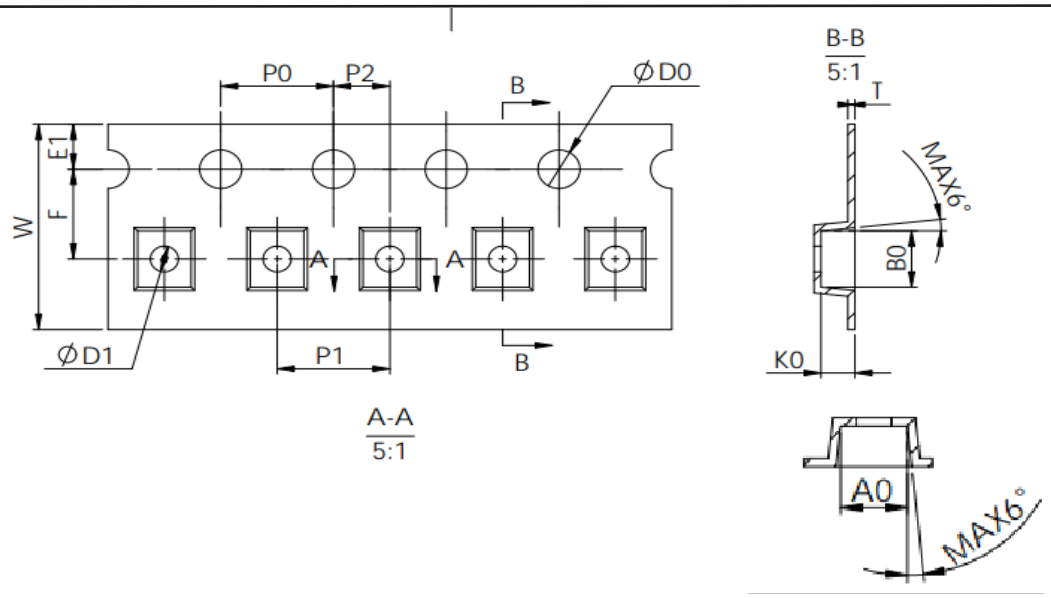

Dimensions in mm

TYPE	Tape Dimensions							Quantity PCS/REEL
	W	P0	A0	B0	T	K0	F	
201610	8	4	1.9	2.2	0.25	1.2	3.5	3000
201612	8	4	1.9	2.3	0.25	1.35	3.5	3000
252010	8	4	2.3	2.8	0.23	1.2	3.5	3000
252012	8	4	2.3	2.8	0.23	1.35	3.5	3000
322512	8	4	2.9	3.5	0.25	1.35	3.5	3000
322520	8	4	2.9	3.5	0.25	2.20	3.5	2000

HFBN SERIES

FEATURES

- RoHS compliant
- LSuper low resistance, ultra high current rating
- High performance (Isat) realized by metal dust core



Applications

- Laptops and PCs
- Switchs and servers
- Base stations
- DC/DC converters
- New energy vehicles
- 5G

ORDERING CODE

HFBN	0603	C	100	□	P	G	00
(1)	(2)	(3)	(4)	(5)	(6)	(7)	(8)

M : ±20% T : ±30%

(1) Type
(2) Dimensions
(3) Material code
(4) Inductance
(5) Inductance Tolerance
(6) Surface
(7) Colour
(8) Tail code

HFBN

Shape and Dimensions

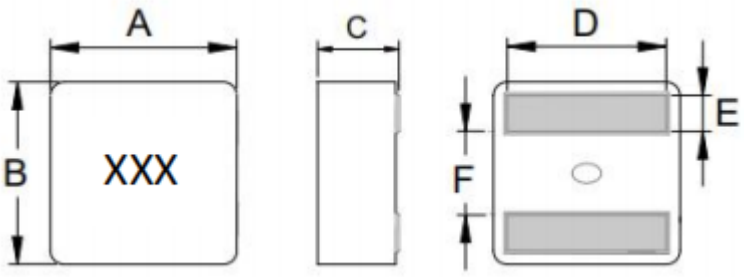

Recommended Pattern

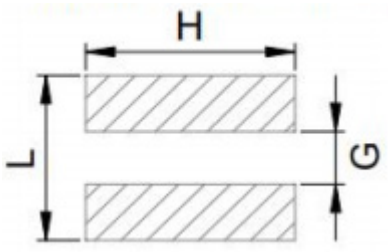

Dimensions in mm

TYPE	A	B	C	D	E	F	G	H	L
HFBN0402	4.2±0.2	4.2±0.2	2.15max	3.5typ	1.1typ	1.5typ	1.4typ	3.8typ	3.4typ
HFBN0403	4.2±0.25	4.2±0.25	3.1max	3.5typ	1.1typ	1.5typ	1.4typ	3.8typ	3.4typ
HFBN0502	5.6±0.2	5.5±0.2	2.2max	4.4typ	1.3typ	2.2typ	2.0typ	4.7typ	4.5typ
HFBN0503	5.6±0.2	5.5±0.2	3.1max	4.4typ	1.3typ	2.2typ	2.0typ	4.7typ	4.5typ
HFBN0505	5.6±0.2	5.5±0.2	5.0max	4.4typ	1.3typ	2.2typ	2.0typ	4.7typ	4.5typ
HFBN0603	6.7±0.2	6.5±0.2	3.1max	5.5typ	1.6typ	2.5typ	2.5typ	5.6typ	5.6typ
HFBN0605	6.7±0.2	6.5±0.2	5.0max	5.5typ	1.6typ	2.5typ	2.5typ	5.6typ	5.6typ
HFBN0606	6.7±0.2	6.5±0.2	6.0max	5.5typ	1.6typ	2.5typ	2.5typ	5.6typ	5.6typ
HFBN0703	7.9±0.25	7.7±0.25	3.1max	6.6typ	2.0typ	2.9typ	2.8typ	7.2typ	7.4typ
HFBN0707	7.9±0.25	7.7±0.25	7.0max	6.6typ	2.0typ	2.9typ	2.8typ	7.2typ	7.4typ
HFBN1006	12.2±0.3	11.3±0.3	6.0max	9.5typ	2.6typ	4.2typ	3.7typ	11.0typ	10.5typ
HFBN1010	12.2±0.3	11.3±0.3	10.0max	9.5typ	2.6typ	4.2typ	3.7typ	11.0typ	10.5typ
HFBN1508	16.6±0.3	15.6±0.3	8.0max	13.8typ	3.6typ	7.0typ	6.0typ	15.0typ	15.0typ
HFBN1510	16.6±0.3	15.6±0.3	10.0max	13.8typ	3.6typ	7.0typ	6.0typ	15.0typ	15.0typ

NOTE:

1.DCR testing: As shown in the picture, grips open, four point contact



2.Irms testing was performed on 20mm wide × 6mm thick copper traces in still air.Temperature rise is highly dependent on many factors including pcb land pattern, trace size, and proximity to other components. Therefore temperature rise should be verified in application conditions

HFBN0402 series Standard Specifications

Part No.	Inductance (μH)	Test Freq.	DCR(mΩ) Max	Isat(A) Typ	Irms(A) Typ	Marking
HFBN0402AR10MPG00	0.10	100kHz,0.1V	2.42	33.00	18.00	R10
HFBN0402AR22MPG00	0.22	100kHz,0.1V	4.60	18.80	16.80	R22
HFBN0402AR36MPG00	0.36	100kHz,0.1V	6.30	15.00	14.50	R36
HFBN0402AR40MPG00	0.40	100kHz,0.1V	7.73	13.50	14.00	R40
HFBN0402AR47MPG00	0.47	100kHz,0.1V	8.58	13.00	12.50	R47
HFBN0402AR56MPG00	0.56	100kHz,0.1V	9.30	12.60	12.00	R56
HFBN0402AR60MPG00	0.60	100kHz,0.1V	9.52	12.30	11.70	R60
HFBN0402AR72MPG00	0.72	100kHz,0.1V	11.60	10.60	10.50	R72
HFBN0402A1R0MPG00	1.00	100kHz,0.1V	14.60	8.80	9.60	1R0
HFBN0402A1R2MPG00	1.20	100kHz,0.1V	17.90	7.80	9.00	1R2
HFBN0402A1R5MPG00	1.50	100kHz,0.1V	23.50	7.40	7.60	1R5
HFBN0402A1R8MPG00	1.80	100kHz,0.1V	28.00	7.00	7.00	1R8
HFBN0402A2R2MPG00	2.20	100kHz,0.1V	38.70	6.00	5.60	2R2

HFBN0403 series Standard Specifications

Part No.	Inductance (μH)	Test Freq.	DCR(mΩ) Max	Isat(A) Typ	Irms(A) Typ	Marking
HFBN0403AR33MPG00	0.33	100kHz,0.1V	6.80	19.00	15.0	R33
HFBN0403AR47MPG00	0.47	100kHz,0.1V	7.26	17.00	14.0	R47
HFBN0403AR75MPG00	0.75	100kHz,0.1V	10.80	9.00	10.0	R75
HFBN0403A1R0MPG00	1.00	100kHz,0.1V	12.76	8.50	9.20	1R0
HFBN0403A1R8MPG00	1.80	100kHz,0.1V	17.50	6.80	7.50	1R8
HFBN0403A2R2MPG00	2.20	100kHz,0.1V	20.80	7.00	7.20	2R2
HFBN0403A3R3MPG00	3.30	100kHz,0.1V	28.60	5.50	6.60	3R3
HFBN0403A4R7MPG00	4.70	100kHz,0.1V	44.10	4.50	5.10	4R7
HFBN0403A6R8MPG00	6.80	100kHz,0.1V	74.10	3.60	3.90	6R8

NOTE: Tolerance M=±20% / T=±30%

1.Operating temperature range －40℃～125℃ (Including self - temperature rise)

2.Saturation Current (Isat) will cause L0 to drop approximately 30%.(Internal control standards at 40% max)

3.Irms for a 40℃ temprature rise from 25℃ ambient.

4.Operating voltage: 0 – 55 V

HFBN0502 series Standard Specifications

Part No.	Inductance (μH)	Test Freq.	DCR(mΩ) Max	Isat(A) Typ	Irms(A) Typ	Marking
HFBN0502AR15MPG00	0.15	100kHz,0.1V	4.60	27.0	18.8	R15
HFBN0502AR16MPG00	0.16	100kHz,0.1V	4.60	27.0	18.8	R16
HFBN0502AR33MPG00	0.33	100kHz,0.1V	7.00	24.0	14.4	R33
HFBN0502AR47MPG00	0.47	100kHz,0.1V	8.10	20.0	14.1	R47
HFBN0502AR56MPG00	0.56	100kHz,0.1V	9.50	16.0	13.9	R56
HFBN0502AR68MPG00	0.68	100kHz,0.1V	10.2	14.0	13.4	R68
HFBN0502AR80MPG00	0.80	100kHz,0.1V	11.8	13.5	13.0	R80
HFBN0502AR82MPG00	0.82	100kHz,0.1V	12.7	13.0	12.0	R82
HFBN0502A1R0MPG00	1.00	100kHz,0.1V	13.8	12.8	10.5	1R0
HFBN0502A1R2MPG00	1.20	100kHz,0.1V	16.3	12.2	9.40	1R2
HFBN0502A1R5MPG00	1.50	100kHz,0.1V	18.7	11.7	8.80	1R5

HFBN0503 series Standard Specifications

Part No.	Inductance (μH)	Test Freq.	DCR(mΩ) Max	Isat(A) Typ	Irms(A) Typ	Marking
HFBN0503AR15MPG00	0.15	100kHz,0.1V	2.31	32.50	22.20	R15
HFBN0503AR16MPG00	0.16	100kHz,0.1V	2.33	32.00	22.20	R16
HFBN0503AR33MPG00	0.33	100kHz,0.1V	3.52	26.00	19.20	R33
HFBN0503AR47MPG00	0.47	100kHz,0.1V	4.13	24.00	18.40	R47
HFBN0503AR56MPG00	0.56	100kHz,0.1V	4.52	20.20	17.70	R56
HFBN0503AR60MPG00	0.60	100kHz,0.1V	4.52	20.00	17.70	R60
HFBN0503AR80MPG00	0.80	100kHz,0.1V	5.65	18.00	13.10	R80
HFBN0503AR82MPG00	0.82	100kHz,0.1V	5.78	17.60	12.90	R82
HFBN0503A1R0MPG00	1.00	100kHz,0.1V	7.60	14.30	12.20	1R0
HFBN0503A1R2MPG00	1.20	100kHz,0.1V	9.70	13.50	11.00	1R2
HFBN0503A1R5MPG00	1.50	100kHz,0.1V	11.20	12.50	10.50	1R5
HFBN0503A1R8MPG00	1.80	100kHz,0.1V	12.70	11.30	10.10	1R8
HFBN0503A2R2MPG00	2.20	100kHz,0.1V	14.50	9.00	9.70	2R2
HFBN0503A3R3MPG00	3.30	100kHz,0.1V	23.10	8.70	8.10	3R3
HFBN0503A4R7MPG00	4.70	100kHz,0.1V	36.30	7.00	5.90	4R7

NOTE: Tolerance M=±20% / T=±30%

1.Operating temperature range －40℃～125℃ (Including self - temperature rise)

2.Saturation Current (Isat) will cause L0 to drop approximately 30%.(Internal control standards at 40% max)

3.Irms for a 40℃ temprature rise from 25℃ ambient.

4.Operating voltage: 0 – 55 V

HFBN0505 series Standard Specifications

Part No.	Inductance (μH)	Test Freq.	DCR(mΩ) Max	Isat(A) Typ	Irms(A) Typ	Marking
HFBN0505A5R6MPG00	5.60	100kHz,0.1V	24.2	7.2	7.2	5R6
HFBN0505A6R8MPG00	6.80	100kHz,0.1V	28.6	6.6	6.4	6R8
HFBN0505A8R2MPG00	8.20	100kHz,0.1V	32.5	6.1	6.1	8R2
HFBN0505A100MPG00	10.0	100kHz,0.1V	43.0	5.4	5.0	100
HFBN0505A150MPG00	15.0	100kHz,0.1V	66.0	5.5	4.0	150
HFBN0505A220MPG00	22.0	100kHz,0.1V	99.65	4.0	3.4	220

HFBN0603 series Standard Specifications

Part No.	Inductance (μH)	Test Freq.	DCR(mΩ) Max	Isat(A) Typ	Irms(A) Typ	Marking
HFBN0603AR18MPG00	0.18	100kHz,0.1V	1.75	39.0	32.0	R18
HFBN0603AR33MPG00	0.33	100kHz,0.1V	2.50	30.0	25.0	R33
HFBN0603AR56MPG00	0.56	100kHz,0.1V	3.31	29.0	22.0	R56
HFBN0603AR68MPG00	0.68	100kHz,0.1V	5.17	25.0	20.0	R68
HFBN0603A1R0MPG00	1.00	100kHz,0.1V	6.05	23.0	18.0	1R0
HFBN0603A1R2MPG00	1.20	100kHz,0.1V	7.40	22.0	16.0	1R2
HFBN0603A1R5MPG00	1.50	100kHz,0.1V	9.13	20.0	15.0	1R5
HFBN0603A1R8MPG00	1.80	100kHz,0.1V	10.20	18.2	14.0	1R8
HFBN0603A2R2MPG00	2.20	100kHz,0.1V	12.20	15.9	10.0	2R2
HFBN0603A3R3MPG00	3.30	100kHz,0.1V	20.80	12.2	8.00	3R3
HFBN0603A4R5MPG00	4.50	100kHz,0.1V	25.30	10.0	7.00	4R5
HFBN0603A4R7MPG00	4.70	100kHz,0.1V	26.00	9.0	6.00	4R7

NOTE: Tolerance M=±20% / T=±30%

1.Operating temperature range －40℃～125℃ (Including self - temperature rise)

2.Saturation Current (Isat) will cause L0 to drop approximately 30%.(Internal control standards at 40% max)

3.Irms for a 40℃ temprature rise from 25℃ ambient.

4.Operating voltage: 0 – 55 V

HFBN0605 series Standard Specifications

Part No.	Inductance (μH)	Test Freq.	DCR(mΩ) Max	Isat(A) Typ	Irms(A) Typ	Marking
HFBN0605AR82MPG00	0.82	100kHz,0.1V	4.18	20.00	21.00	R82
HFBN0605A1R0MPG00	1.00	100kHz,0.1V	4.52	18.00	20.00	1R0
HFBN0605A1R2MPG00	1.20	100kHz,0.1V	5.83	16.00	18.00	1R2
HFBN0605A1R5MPG00	1.50	100kHz,0.1V	6.30	14.50	17.00	1R5
HFBN0605A1R8MPG00	1.80	100kHz,0.1V	7.10	13.50	16.00	1R8
HFBN0605A2R2MPG00	2.20	100kHz,0.1V	8.50	12.00	13.00	2R2
HFBN0605A3R3MPG00	3.30	100kHz,0.1V	12.50	10.00	11.00	3R3
HFBN0605A4R3MPG00	4.30	100kHz,0.1V	16.20	8.50	9.00	4R3
HFBN0605A4R7MPG00	4.70	100kHz,0.1V	18.40	8.00	8.50	4R7
HFBN0605A5R6MPG00	5.60	100kHz,0.1V	22.00	8.30	7.00	5R6
HFBN0605A6R8MPG00	6.80	100kHz,0.1V	25.40	7.00	6.60	6R8
HFBN0605A8R2MPG00	8.20	100kHz,0.1V	31.50	6.80	6.20	8R2

HFBN0606 series Standard Specifications

Part No.	Inductance (μH)	Test Freq.	DCR(mΩ) Max	Isat(A) Typ	Irms(A) Typ	Marking
HFBN0606A1R0MPG00	1.00	100kHz,0.1V	4.29	18.00	19.00	1R0
HFBN0606A2R2MPG00	2.20	100kHz,0.1V	7.80	13.00	14.00	2R2
HFBN0606A3R3MPG00	3.30	100kHz,0.1V	12.10	11.50	13.00	3R3
HFBN0606A4R7MPG00	4.70	100kHz,0.1V	14.40	10.50	11.00	4R7
HFBN0606A5R6MPG00	5.60	100kHz,0.1V	15.90	9.90	10.00	5R6
HFBN0606A6R8MPG00	6.80	100kHz,0.1V	20.80	9.20	9.00	6R8
HFBN0606A8R2MPG00	8.20	100kHz,0.1V	26.40	8.40	8.00	8R2
HFBN0606A100MPG00	10.00	100kHz,0.1V	29.82	7.60	7.00	100
HFBN0606A150MPG00	15.00	100kHz,0.1V	43.75	5.80	6.00	150
HFBN0606A220MPG00	22.00	100kHz,0.1V	60.63	5.60	5.00	220

NOTE: Tolerance M=±20% / T=±30%

1.Operating temperature range －40℃～125℃ (Including self - temperature rise)

2.Saturation Current (Isat) will cause L0 to drop approximately 30%.(Internal control standards at 40% max)

3.Irms for a 40℃ temprature rise from 25℃ ambient.

4.Operating voltage: 0 – 55 V

HFBN0703 series Standard Specifications

Part No.	Inductance (μH)	Test Freq.	DCR(mΩ) Max	Isat(A) Typ	Irms(A) Typ	Marking
HFBN0703A1R0MPG00	1.00	100kHz,0.1V	5.00	28.00	21.80	1R0
HFBN0703A1R5MPG00	1.50	100kHz,0.1V	8.25	23.50	15.30	1R5
HFBN0703A2R2MPG00	2.20	100kHz,0.1V	13.70	17.00	13.00	2R2
HFBN0703A2R7MPG00	2.70	100kHz,0.1V	15.40	13.50	11.40	2R7
HFBN0703A3R3MPG00	3.30	100kHz,0.1V	18.00	13.00	10.00	3R3
HFBN0703A4R7MPG00	4.70	100kHz,0.1V	26.70	12.20	9.00	4R7
HFBN0703A5R6MPG00	5.60	100kHz,0.1V	33.20	11.50	7.30	5R6
HFBN0703A6R8MPG00	6.80	100kHz,0.1V	42.50	11.00	6.80	6R8
HFBN0703A8R2MPG00	8.20	100kHz,0.1V	48.73	9.00	5.90	8R2

HFBN0707 series Standard Specifications

Part No.	Inductance (μH)	Test Freq.	DCR(mΩ) Max	Isat(A) Typ	Irms(A) Typ	Marking
HFBN0707A3R3MPG00	3.30	100kHz,0.1V	9.42	19.40	15.10	3R3
HFBN0707A4R7MPG00	4.70	100kHz,0.1V	14.26	15.20	13.60	4R7
HFBN0707A6R8MPG00	6.80	100kHz,0.1V	19.60	12.80	9.20	6R8

NOTE: Tolerance M=±20% / T=±30%

1.Operating temperature range －40℃～125℃ (Including self - temperature rise)

2.Saturation Current (Isat) will cause L0 to drop approximately 30%.(Internal control standards at 40% max)

3.Irms for a 40℃ temprature rise from 25℃ ambient.

4.Operating voltage: 0 – 55 V

HFBN1006 series Standard Specifications

Part No.	Inductance (μH)	Test Freq.	DCR(mΩ) Max	Isat(A) Typ	Irms(A) Typ	Marking
HFBN1006AR40MTG00	0.40	100kHz,0.1V	0.90	82.00	36.8	R40
HFBN1006AR68MTG00	0.68	100kHz,0.1V	1.60	52.00	33.9	R68
HFBN1006A1R2MTG00	1.20	100kHz,0.1V	2.80	43.00	26.3	1R2
HFBN1006A1R5MTG00	1.50	100kHz,0.1V	3.40	36.00	26.0	1R5
HFBN1006A2R2MTG00	2.20	100kHz,0.1V	5.10	32.00	20.0	2R2
HFBN1006A3R3MTG00	3.30	100kHz,0.1V	8.10	26.00	16.8	3R3
HFBN1006A4R7MTG00	4.70	100kHz,0.1V	10.90	25.00	14.0	4R7

HFBN1010 series Standard Specifications

Part No.	Inductance (μH)	Test Freq.	DCR(mΩ) Max	Isat(A) Typ	Irms(A) Typ	Marking
HFBN1010A1R0MTG00	1.00	100kHz,0.1V	1.20	50.0 0	40.0	1R0
HFBN1010A2R2MTG00	2.20	100kHz,0.1V	2.80	34.00	32.0	2R2
HFBN1010A3R3MTG00	3.30	100kHz,0.1V	4.10	27.40	25.0	3R3
HFBN1010A4R7MTG00	4.70	100kHz,0.1V	5.70	25.40	24.0	4R7
HFBN1010A5R6MTG00	5.60	100kHz,0.1V	7.20	23.60	21.2	5R6
HFBN1010A6R8MTG00	6.80	100kHz,0.1V	8.90	21.80	18.5	6R8
HFBN1010A8R2MTG00	8.20	100kHz,0.1V	12.40	18.30	17.1	8R2
HFBN1010A100MTG00	10.00	100kHz,0.1V	13.75	17.50	15.5	100
HFBN1010A150MTG00	15.00	100kHz,0.1V	19.30	15.50	13.8	150

NOTE: Tolerance M=±20% / T=±30%

1.Operating temperature range － 40℃～ 125℃ (Including self - temperature rise)

2.Saturation Current (Isat) will cause L0 to drop approximately 30%.(Internal control standards at 40% max)

3.Irms for a 40℃ temprature rise from 25℃ ambient.

4.Operating voltage: 0 – 55 V

HFBN1508 series Standard Specifications

Part No.	Inductance (μH)	Test Freq.	DCR(mΩ) Max	Isat(A) Typ	Irms(A) Typ	Marking
HFBN1508A2R0MPG00	2.00	100kHz,0.1V	2.21	52.0	40.0	2R0
HFBN1508A2R2MPG00	2.20	100kHz,0.1V	2.48	49.0	37.0	2R2
HFBN1508A3R0MPG00	3.00	100kHz,0.1V	3.00	41.0	34.5	3R0
HFBN1508A4R2MPG00	4.20	100kHz,0.1V	4.68	33.0	27.0	4R2
HFBN1508A4R7MPG00	4.70	100kHz,0.1V	5.16	32.0	26.5	4R7
HFBN1508A5R3MPG00	5.30	100kHz,0.1V	5.34	31.0	26.0	5R3
HFBN1508A6R2MPG00	6.20	100kHz,0.1V	6.50	31.0	23.0	6R2
HFBN1508A7R2MPG00	7.20	100kHz,0.1V	7.20	29.0	21.0	7R2
HFBN1508A8R2MPG00	8.20	100kHz,0.1V	7.92	25.0	19.0	8R2

HFBN1510 series Standard Specifications

Part No.	Inductance (μH)	Test Freq.	DCR(mΩ) Max	Isat(A) Typ	Irms(A) Typ	Marking
HFBN1510A4R7MPG00	4.70	100kHz,0.1V	3.80	39.0	29.0	4R7
HFBN1510A5R6MPG00	5.60	100kHz,0.1V	4.20	37.0	28.0	5R6
HFBN1510A6R8MPG00	6.80	100kHz,0.1V	4.60	36.0	26.0	6R8
HFBN1510A8R2MPG00	8.20	100kHz,0.1V	7.20	30.0	24.0	8R2
HFBN1510A100MPG00	10.00	100kHz,0.1V	8.60	26.5	22.0	100
HFBN1510A150MPG00	15.00	100kHz,0.1V	11.50	23.0	18.0	150
HFBN1510A220MPG00	22.00	100kHz,0.1V	15.80	18.7	14.0	220
HFBN1510A330MPG00	33.00	100kHz,0.1V	20.00	16.7	12.0	330

NOTE: Tolerance M=±20% / T=±30%

1.Operating temperature range － 40℃～125℃ (Including self - temperature rise)

2.Saturation Current (Isat) will cause L0 to drop approximately 30%.(Internal control standards at 40% max)

3.Irms for a 40℃ temprature rise from 25℃ ambient.

4.Operating voltage: 0 – 55 V

Product Characteristic Curve

HFBN0402 series

Saturation Current vs Temperature Rise Current Curve

Inductance vs Frequency

HFBN0402AR36MPG

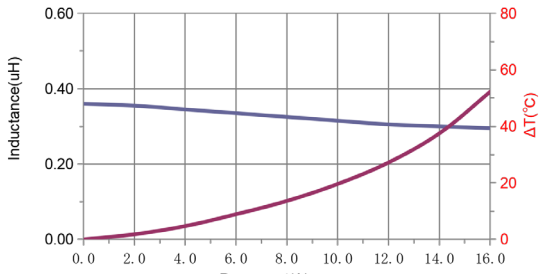

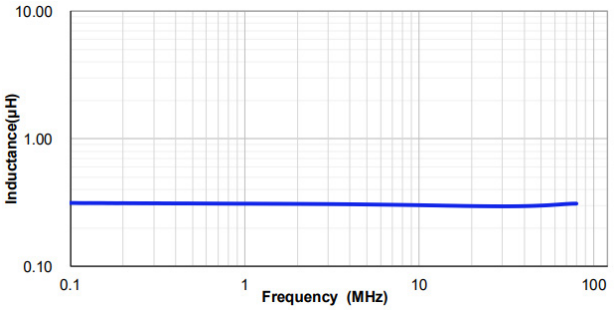

HFBN0402AR47MPG

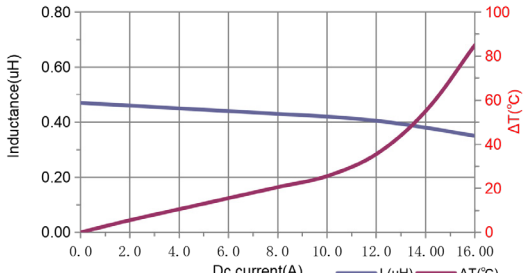

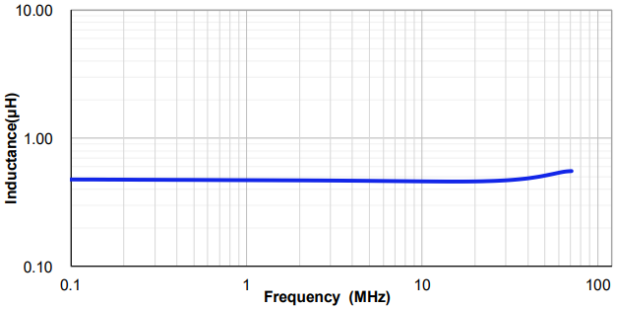

HFBN0402A1R0MPG

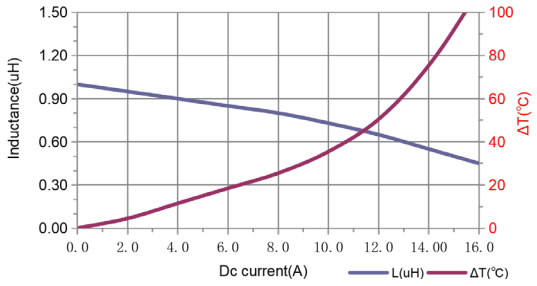

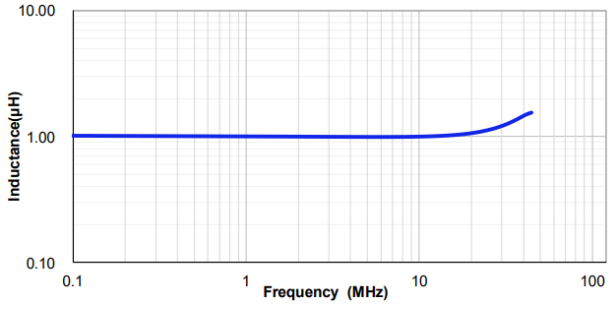

HFBN0402A2R2MPG

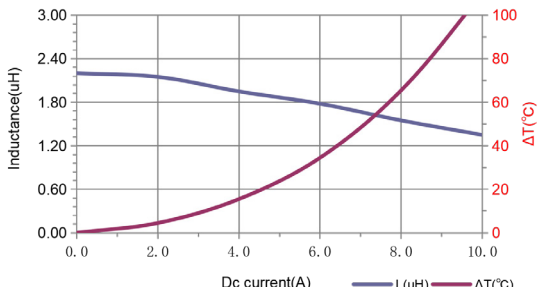

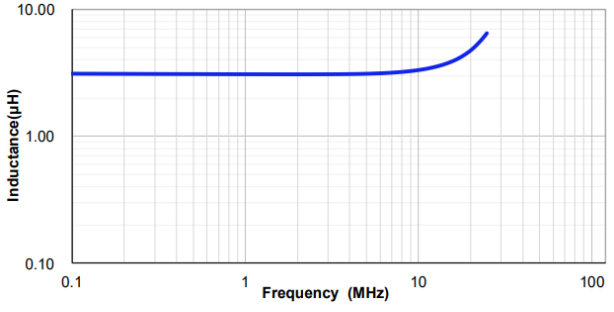

Product Characteristic Curve

HFBN0403 series

Saturation Current vs Temperature Rise Current Curve

Inductance vs Frequency

HFBN0403AR47MPG

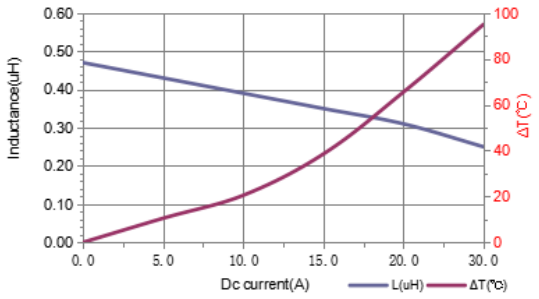

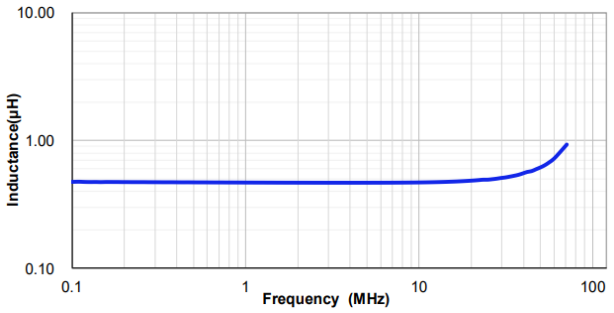

HFBN0403AR75MPG

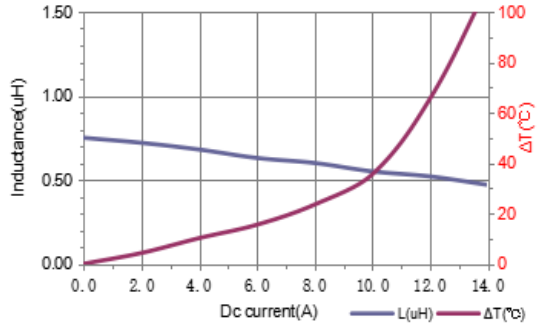

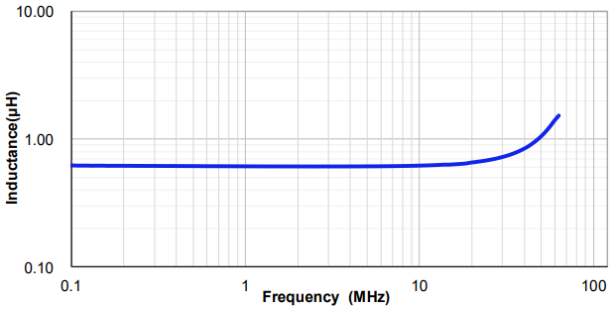

HFBN0403A1R0MPG

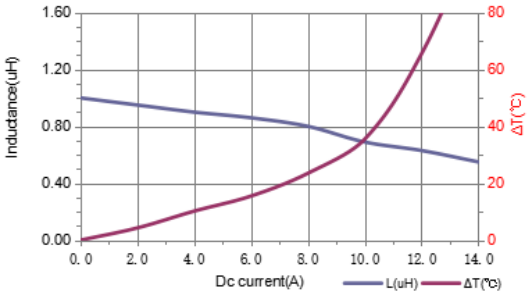

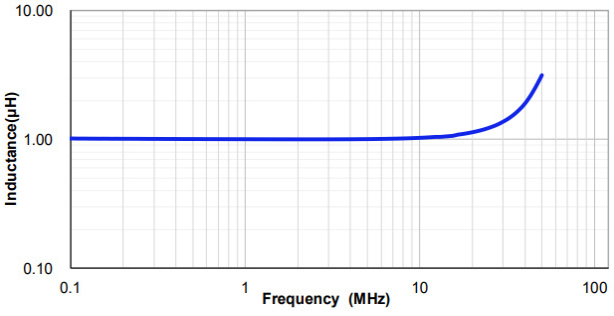

HFBN0403A3R3MPG

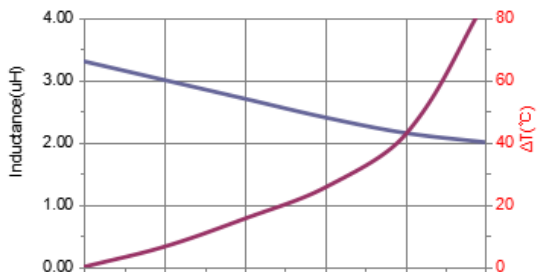

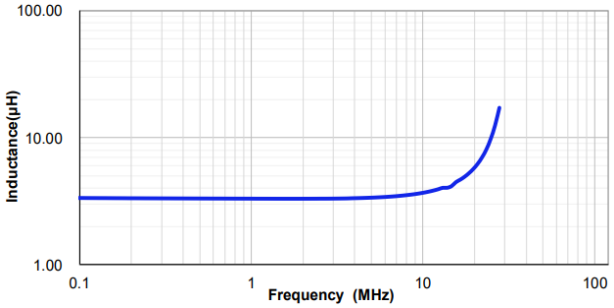

Product Characteristic Curve

HFBN0503 series

Saturation Current vs Temperature Rise Current Curve

Inductance vs Frequency

HFBN0503AR56MPG

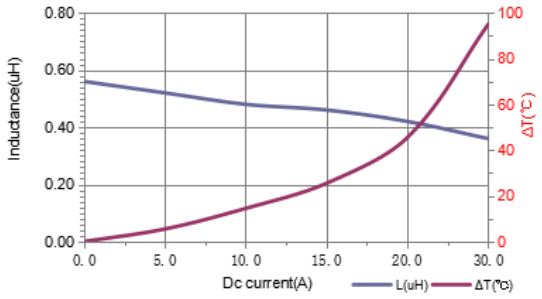

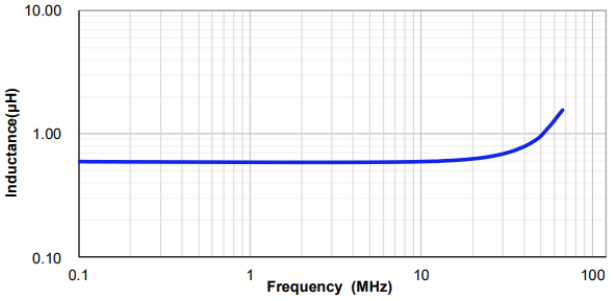

HFBN0503A1R0MPG

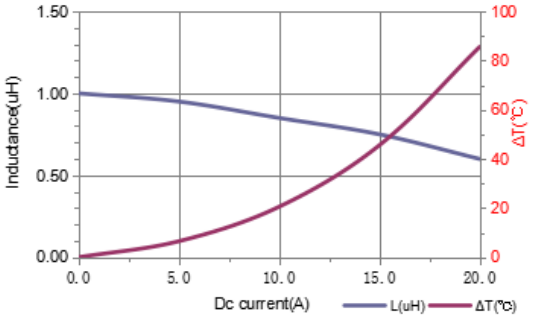

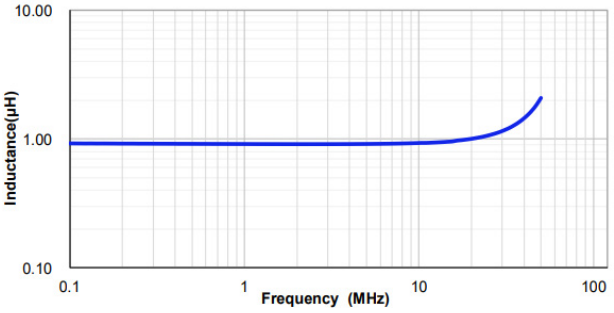

HFBN0503A2R2MPG

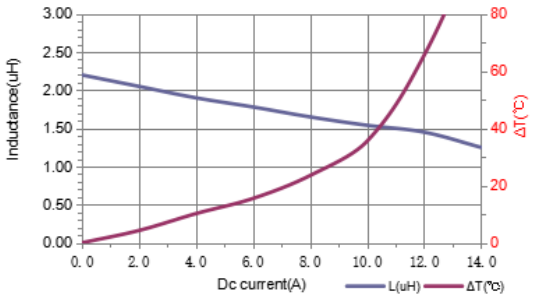

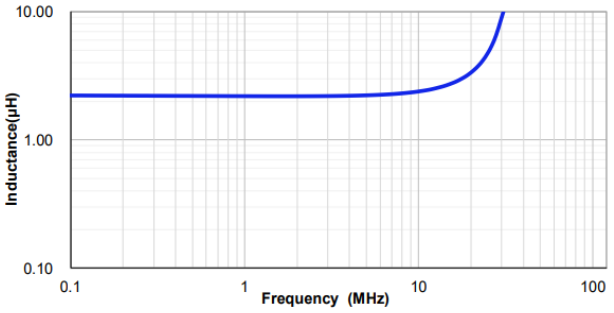

HFBN0503A4R7MPG

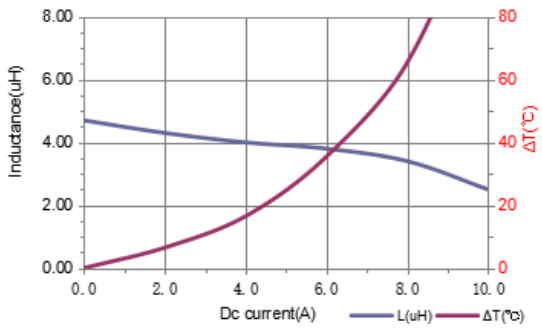

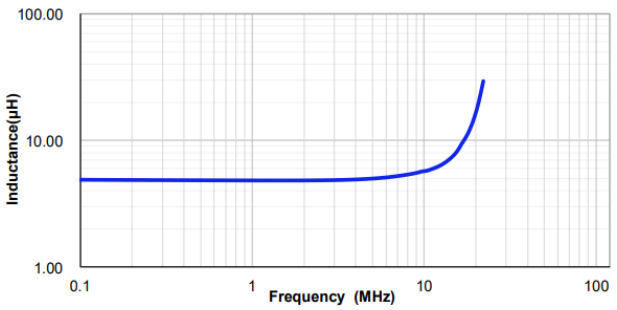

Product Characteristic Curve

HFBN0505 series

Saturation Current vs Temperature Rise Current Curve

Inductance vs Frequency

HFBN0505A6R8MPG

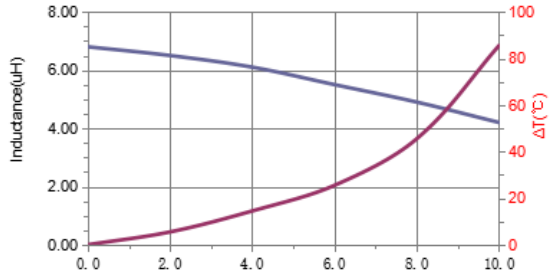

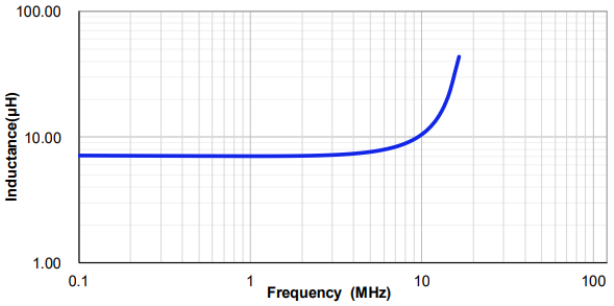

HFBN0505A100MPG

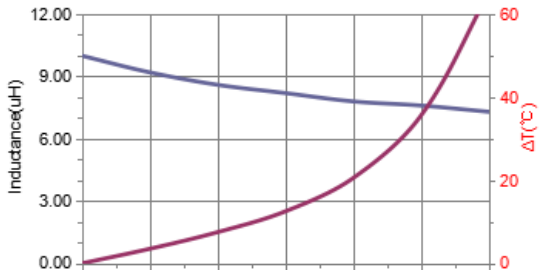

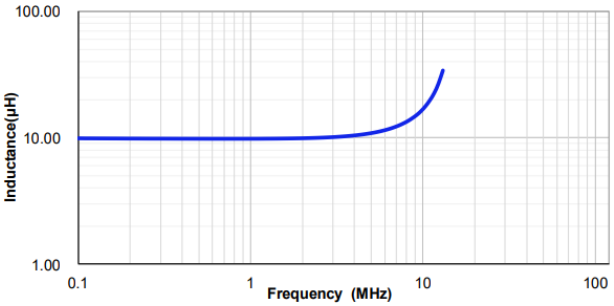

Product Characteristic Curve

HFBN0603 series

Saturation Current vs Temperature Rise Current Curve

Inductance vs Frequency

HFBN0603A1R2MPG

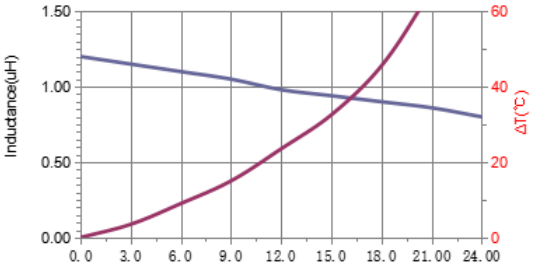

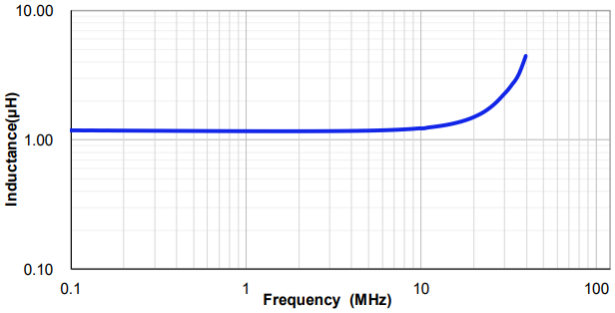

HFBN0603A2R2MPG

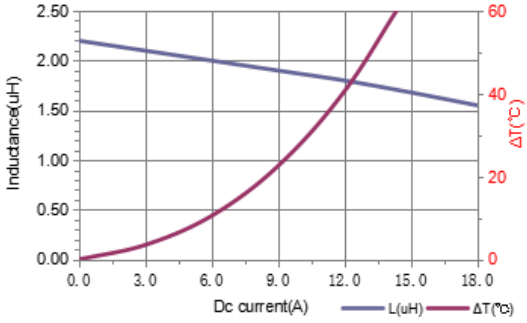

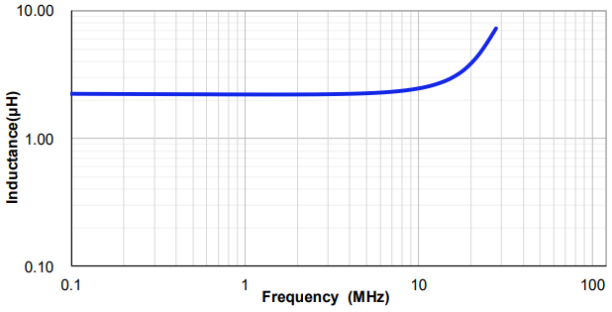

HFBN0603A3R3MPG

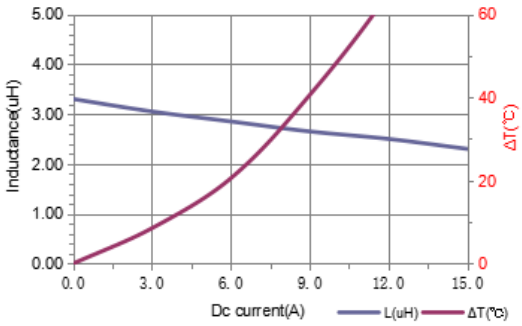

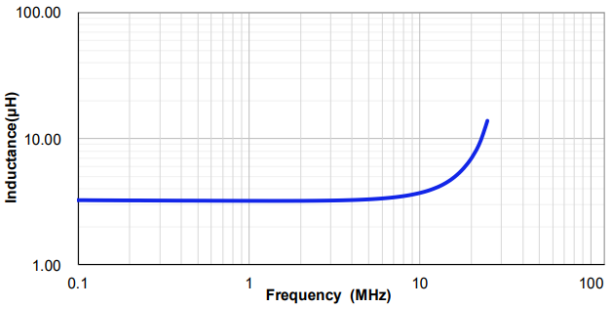

HFBN0603A4R7MPG

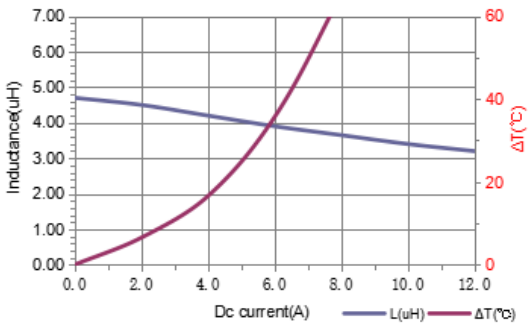

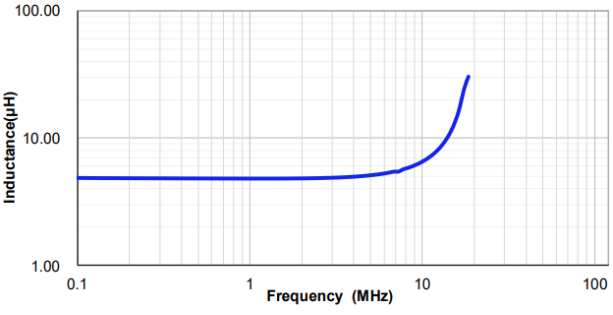

Product Characteristic Curve

HFBN0606 series

Saturation Current vs Temperature Rise Current Curve

HFBN0606A1R2MPG

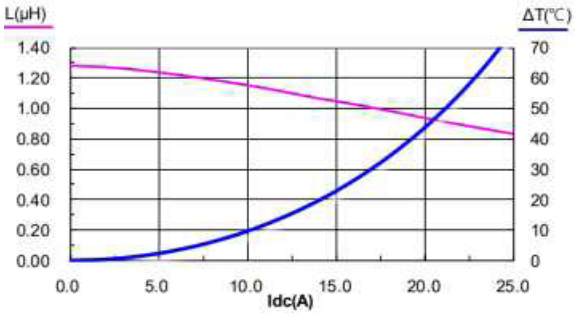

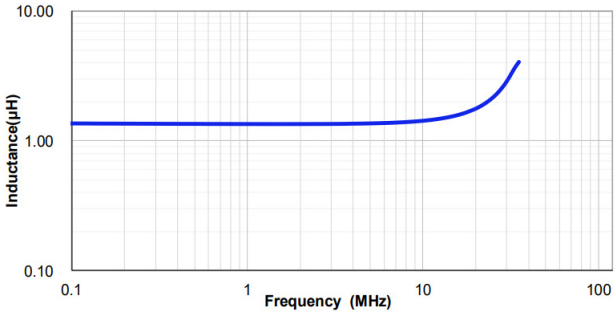

HFBN0606A2R2MPG

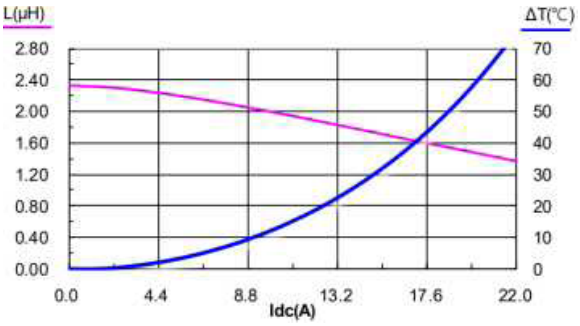

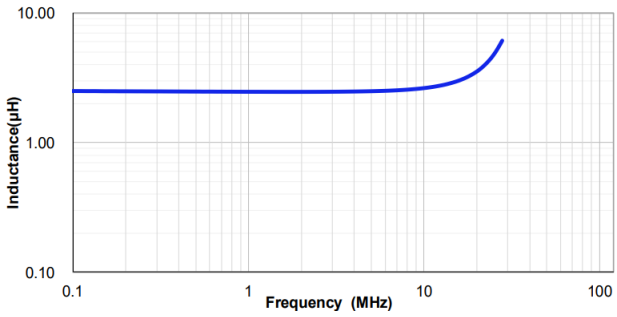

HFBN0606A4R7MPG

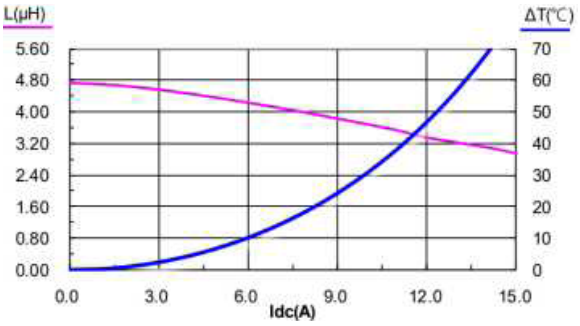

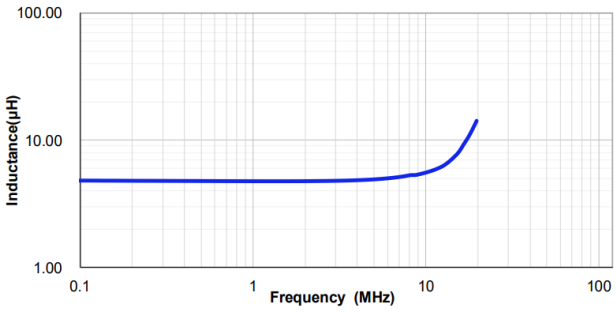

HFBN0606A330MPG

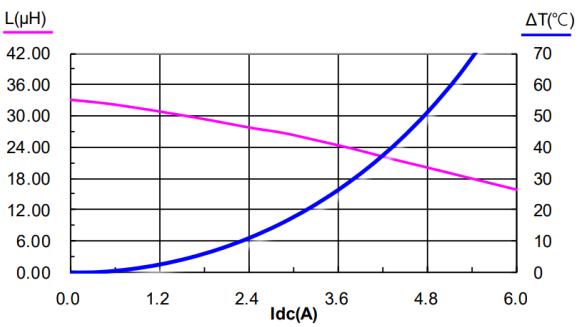

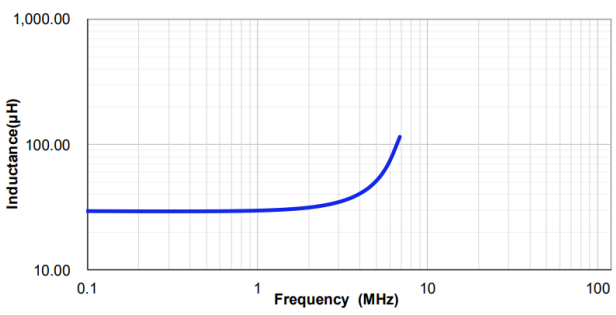

Product Characteristic Curve

HFBN0703 series

Saturation Current vs Temperature Rise Current Curve

Inductance vs Frequency

HFBN0703A2R2MPG

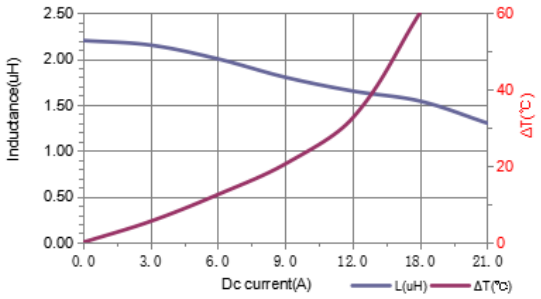

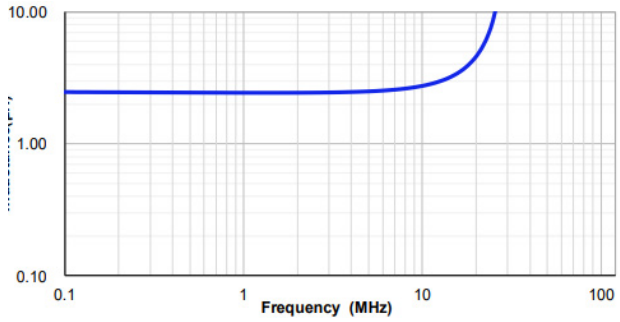

HFBN0703A3R3MPG

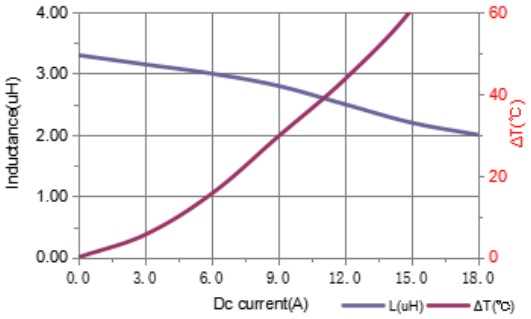

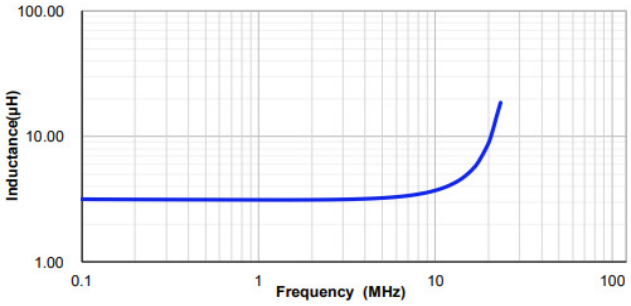

HFBN0703A4R7MPG

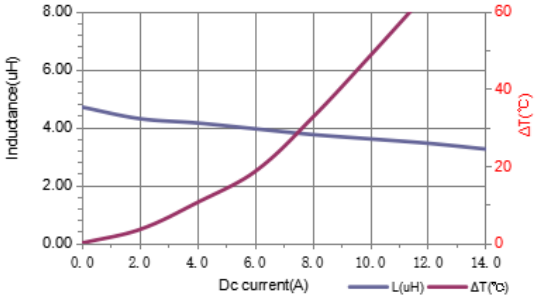

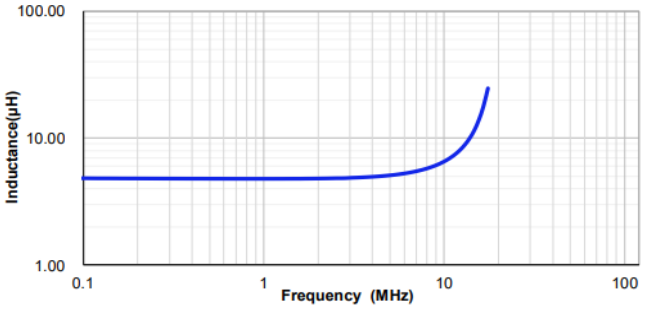

Product Characteristic Curve

HFBN0707 series

Saturation Current vs Temperature Rise Current Curve

Inductance vs Frequency

HFBN0707A3R3MPG

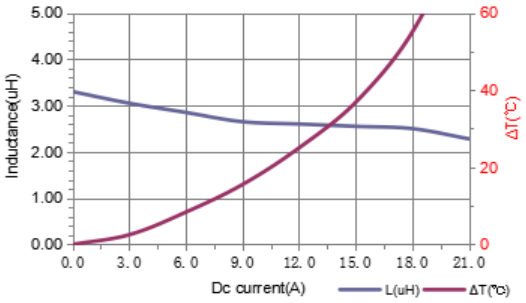

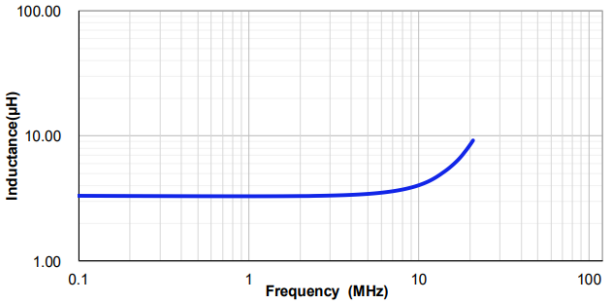

HFBN0707A6R8MPG

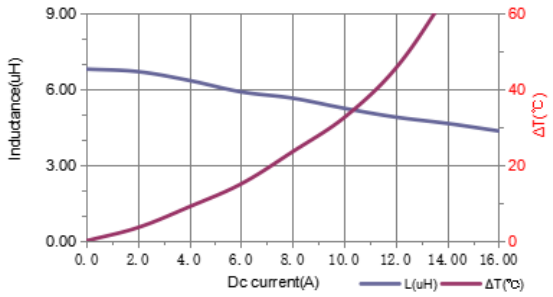

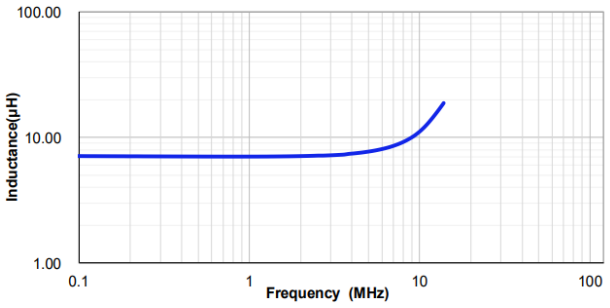

Product Characteristic Curve

HFBN1010 series

Saturation Current vs Temperature Rise Current Curve

Inductance vs Frequency

HFBN1010A3R3MPG

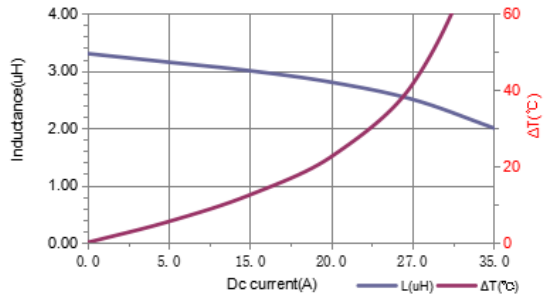

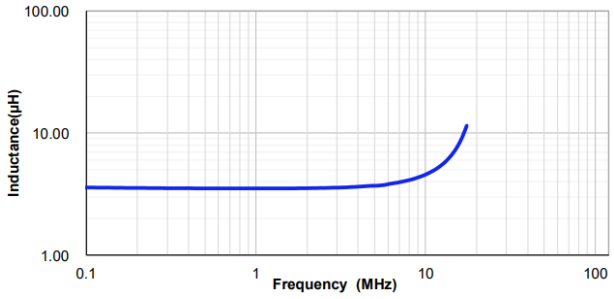

HFBN1010A4R7MPG

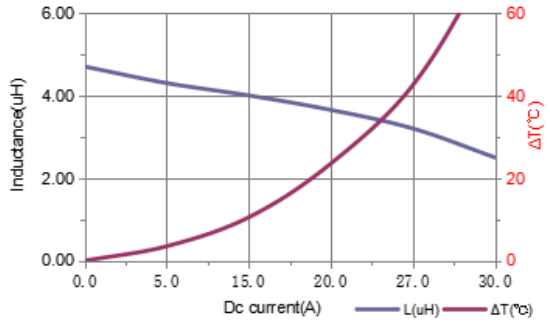

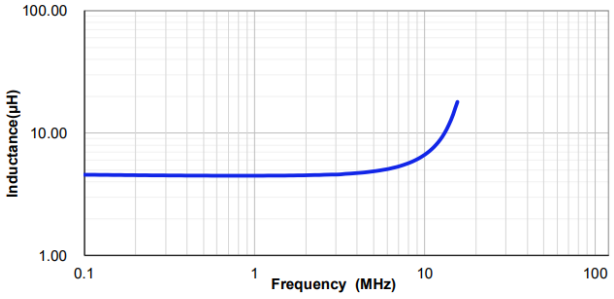

HFBN1010A5R6MPG

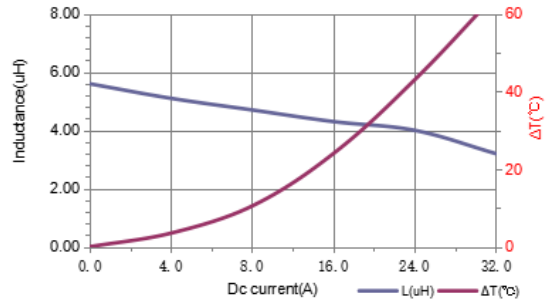

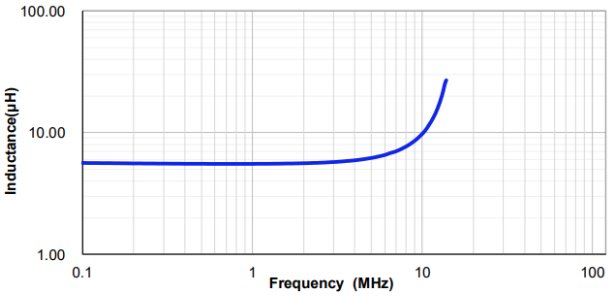

Packaging Specifications

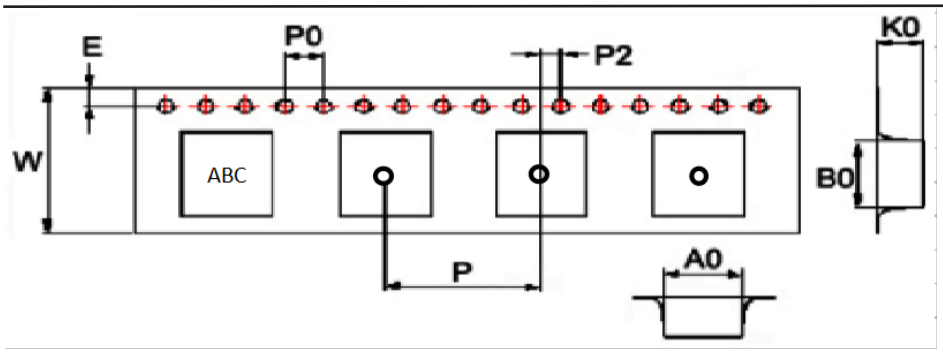

Fig.1

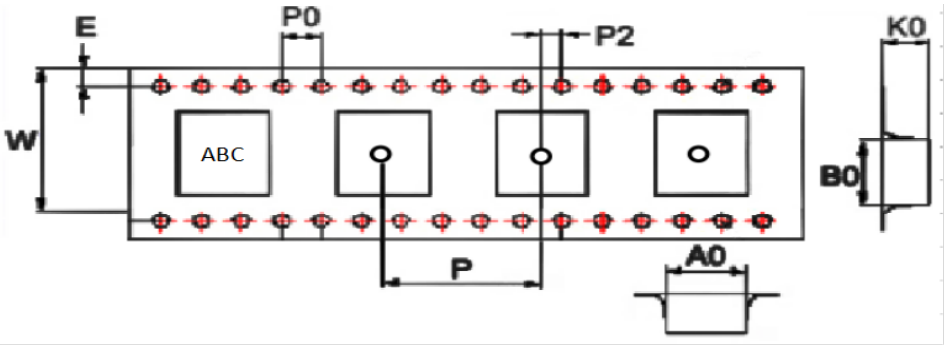

Fig.2

Dimensions in mm

TYPE	Shape	Tape Dimensions								Quantity PCS/ REEL
		W	P	A0	B0	K0	E	P0	P2	
0402	Fig.1	12	8	4.4	4.4	2.3	1.75	4	2	3000
0403	Fig.1	12	8	4.4	4.4	3.3	1.75	4	2	2000
0502	Fig.1	12	8	6	5.7	2.3	1.75	4	2	3000
0503	Fig.1	16	8	6.0	5.7	3.3	1.75	4	2	2000
0505	Fig.1	16	8	6.0	5.7	5.3	1.75	4	2	1500
0603	Fig.1	16	12	7	6.8	3.3	1.75	4	2	1000
0605	Fig.1	16	12	7	6.8	5.3	1.75	4	2	800
0606	Fig.1	16	12	7	6.8	6.3	1.75	4	2	750
0703	Fig.1	16	12	8.2	8	3.3	1.75	4	2	1500
0707	Fig.1	16	12	8.2	8	7.3	1.75	4	2	700
1006	Fig.1	24	16	12.4	11.5	6.3	1.75	4	2	500
1010	Fig.1	24	16	12.6	11.7	10.3	1.75	4	2	300
1508	Fig.2	32	24	17	16	8.5	1.75	4	2	200
1510	Fig.2	32	24	17	16	10.5	1.75	4	2	150

HFLN SERIES

FEATURES



- RoHS Compliant
- High current, low loss of iron powder core
- Minimize electromagnetic interference
- Suppress common mode noise
- Custom design available

Applications

- PC
- LED Driving
- DC/DC converters

ORDERING CODE

HFLN	0603	100	□	00
(1)	(2)	(3)	(4)	(5)

(1) Type
(2) Dimensions
(3) Inductance
(4) Inductance Tolerance
(5) Tail code

J : ±5% K : ±10% L : ±15% M : ±20% Y : ±25% T : ±30%

Shape and Dimensions

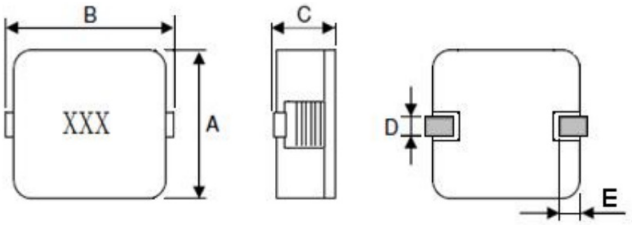

Recommended Pattern

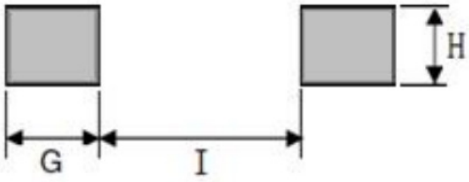

Dimensions in mm

TYPE	A	B	C	D	E	H	I	G
HFLN0504	5.3±0.3	5.6±0.3	4.0±0.3	1.0±0.3	1.2±0.5	2.0	2.0	2.2
HFLN0603	6.9±0.4	7.0±0.4	3.3max	1.2±0.3	1.8±0.5	2.2	2.4	2.7
HFLN0604	6.9±0.4	7.0±0.4	4.0max	1.2±0.3	1.8±0.5	2.2	2.4	2.7
HFLN0605	6.9±0.4	7.0±0.4	5.0max	1.2±0.3	1.8±0.5	2.2	2.4	2.7
HFLN1003	10.2±0.5	10.5±0.5	3.1max	2.0±0.5	2.0±0.5	4.0	3.8	3.5
HFLN1004	10.2±0.5	10.5±0.5	4.2max	2.0±0.5	2.0±0.5	4.0	3.8	3.5
HFLN1005	10.2±0.5	10.5±0.5	5.0max	2.0±0.5	2.0±0.5	4.0	3.8	3.5
HFLN1203	12.8±0.5	13.0±1.0	3.5max	2.5±0.5	3.0±1.0	5.0	6.0	4.5
HFLN1205	12.8±0.5	13.0±1.0	5.0max	2.5±0.5	3.0±1.0	5.0	6.0	4.5
HFLN1206	12.8±0.5	13.0±1.0	6.5max	3.0±1.0	3.0±1.0	5.0	6.0	4.5
HFLN1809	18.2±0.5	18.3±1.0	9.2max	3.5±1.5	4.5±1.0	6.0	7.3	6.0
HFLN2212	22.0±1.0	22.5±1.0	12.0±0.4	3.5±1.5	5.5±1.0	6.0	9.0	7.0

HFLN0504 series Standard Specifications

Part No.	Inductance (μH)	Test Freq.	DCR(mΩ) Max	Isat(A) Typ	Irms(A) Typ	Tolerance (±%)	Marking
HFLN0504R22□00	0.22	100KHz/0.1V	1.38	25.00	20.00	20	R22
HFLN0504R33□00	0.33	100KHz/0.1V	1.93	20.00	18.50	20	R33
HFLN0504R47□00	0.47	100KHz/0.1V	3.03	16.00	15.00	20	R47
HFLN0504R68□00	0.68	100KHz/0.1V	4.40	13.50	12.75	20	R68
HFLN05041R0□00	1.00	100KHz/0.1V	5.23	11.50	11.50	20	1R0
HFLN05041R5□00	1.50	100KHz/0.1V	8.97	9.00	9.00	20	1R5
HFLN05042R2□00	2.20	100KHz/0.1V	12.43	7.50	7.50	20	2R2
HFLN05043R3□00	3.30	100KHz/0.1V	20.35	5.80	5.75	20	3R3
HFLN05044R7□00	4.70	100KHz/0.1V	26.95	4.70	4.60	20	4R7
HFLN05045R6□00	5.60	100KHz/0.1V	31.35	4.60	4.50	20	5R6

HFLN0603 series Standard Specifications

Part No.	Inductance (μH)	Test Freq.	DCR(mΩ) Max	Isat(A) Typ	Irms(A) Typ	Tolerance (±%)	Marking
HFLN0603R13□00	0.13	100KHz/0.1V	1.00	48.00	22.00	20	R13
HFLN0603R24□00	0.24	100KHz/0.1V	1.98	40.00	18.00	20	R24
HFLN0603R52□00	0.52	100KHz/0.1V	4.07	20.00	14.00	20	R52
HFLN0603R95□00	0.95	100KHz/0.1V	6.82	13.00	11.00	20	R95
HFLN06031R2□00	1.20	100KHz/0.1V	9.46	13.00	8.50	20	1R2
HFLN06031R5□00	1.50	100KHz/0.1V	13.97	12.00	7.50	20	1R5
HFLN06032R0□00	2.00	100KHz/0.1V	15.62	9.000	6.50	20	2R0

HFLN0604 series Standard Specifications

Part No.	Inductance (μH)	Test Freq.	DCR(mΩ) Max	Isat(A) Typ	Irms(A) Typ	Tolerance (±%)	Marking
HFLN0604R22□00	0.22	100KHz/0.1V	1.21	32.00	21.00	20	R22
HFLN0604R40□00	0.40	100KHz/0.1V	2.04	25.00	19.00	20	R40
HFLN0604R68□00	0.68	100KHz/0.1V	3.41	20.00	17.00	20	R68
HFLN06041R0□00	1.00	100KHz/0.1V	5.06	19.00	15.00	20	1R0
HFLN06041R5□00	1.50	100KHz/0.1V	7.26	14.00	11.00	20	1R5
HFLN06042R2□00	2.20	100KHz/0.1V	12.54	11.00	7.00	20	2R2
HFLN06043R3□00	3.30	100KHz/0.1V	18.92	9.00	6.50	20	3R3
HFLN06044R7□00	4.70	100KHz/0.1V	21.45	7.00	5.50	20	4R7

NOTE: □-Tolerance M=±20% / T=±30%

1.Operating temperature range — 40℃ ~ 125℃ (Including self - temperature rise)

3.Isat for Inductance drop 30% from its value without current.

3.Irms: DC current(A) that will cause an approximate △ T of 50℃ .

HFLN0605 series Standard Specifications

Part No.	Inductance (μH)	Test Freq.	DCR(mΩ) Max	Isat(A) Typ	Irms(A) Typ	Tolerance (±%)	Marking
HFLN0605R24□00	0.24	100KHz/0.1V	1.10	28.00	20.00	20	R24
HFLN0605R47□00	0.47	100KHz/0.1V	1.49	20.00	18.00	20	R47
HFLN0605R76□00	0.76	100KHz/0.1V	2.48	15.00	15.50	20	R76
HFLN06051R1□00	1.10	100KHz/0.1V	3.47	13.00	15.00	20	1R1
HFLN06051R5□00	1.50	100KHz/0.1V	4.73	11.00	13.00	20	1R5
HFLN06052R0□00	2.00	100KHz/0.1V	6.44	9.00	11.50	20	2R0
HFLN06053R3□00	3.30	100KHz/0.1V	9.90	8.00	9.00	20	3R3
HFLN06054R9□00	4.90	100KHz/0.1V	15.95	6.50	6.50	20	4R9
HFLN06056R5□00	6.50	100KHz/0.1V	23.65	6.00	6.00	20	6R5
HFLN06057R6□00	7.60	100KHz/0.1V	33.22	4.80	4.20	20	7R6
HFLN06058R5□00	8.50	100KHz/0.1V	35.75	4.50	4.00	20	8R5

HFLN1003 series Standard Specifications

Part No.	Inductance (μH)	Test Freq.	DCR(mΩ) Max	Isat(A) Typ	Irms(A) Typ	Tolerance (±%)	Marking
HFLN1003R20□00	0.20	100KHz/0.1V	0.90	50.00	22.00	20	R20
HFLN1003R33□00	0.33	100KHz/0.1V	2.39	36.00	18.00	20	R33
HFLN1003R56□00	0.56	100KHz/0.1V	2.50	33.00	18.00	20	R56
HFLN1003R68□00	0.68	100KHz/0.1V	5.27	21.00	14.00	20	R68
HFLN10031R0□00	1.00	100KHz/0.1V	5.50	20.00	14.00	20	1R0
HFLN10031R2□00	1.20	100KHz/0.1V	7.26	15.00	12.00	20	1R2
HFLN10031R5□00	1.50	100KHz/0.1V	7.80	14.00	12.00	20	1R5
HFLN10032R2□00	2.20	100KHz/0.1V	12.52	12.00	9.00	20	2R2

HFLN1004 series Standard SpecificationsZ

Part No.	Inductance (μH)	Test Freq.	DCR(mΩ) Max	Isat(A) Typ	Irms(A) Typ	Tolerance (±%)	Marking
HFLN1004R15□00	0.15	100KHz/0.1V	0.64	60.00	25.00	20	R15
HFLN1004R30□00	0.30	100KHz/0.1V	1.21	35.00	22.00	20	R30
HFLN1004R56□00	0.56	100KHz/0.1V	1.77	30.00	20.00	20	R56
HFLN10041R0□00	1.00	100KHz/0.1V	3.63	20.00	16.00	20	1R0
HFLN10041R5□00	1.50	100KHz/0.1V	5.83	17.00	14.00	20	1R5
HFLN10042R2□00	2.20	100KHz/0.1V	8.03	13.00	11.00	20	2R2
HFLN10042R8□00	2.80	100KHz/0.1V	11.66	11.00	9.50	20	2R8
HFLN10044R3□00	4.30	100KHz/0.1V	15.51	8.00	8.00	20	4R3

NOTE: □-Tolerance M=±20% / T=±30%

1.Operating temperature range — 40℃ ~ 125℃ (Including self - temperature rise)

3.Isat for Inductance drop 30% from its value without current.

3.Irms: DC current(A) that will cause an approximate △ T of 50℃ .

HFLN1005 series Standard Specifications

Part No.	Inductance (μH)	Test Freq.	DCR(mΩ) Max	Isat(A) Typ	Irms(A) Typ	Tolerance (±%)	Marking
HFLN1005R16□00	0.16	100KHz/0.1V	0.56	32.00	21.00	20	R16
HFLN1005R40□00	0.40	100KHz/0.1V	0.74	28.00	19.00	20	R40
HFLN1005R72□00	0.72	100KHz/0.1V	1.43	24.00	17.00	20	R72
HFLN10051R2□00	1.20	100KHz/0.1V	1.98	18.00	15.00	20	1R2
HFLN10051R8□00	1.80	100KHz/0.1V	3.85	16.00	14.00	20	1R8
HFLN10052R4□00	2.40	100KHz/0.1V	5.23	14.00	11.00	20	2R4
HFLN10053R3□00	3.30	100KHz/0.1V	6.49	13.00	10.00	20	3R3
HFLN10054R2□00	4.20	100KHz/0.1V	7.81	12.00	9.00	20	4R2
HFLN10055R5□00	5.50	100KHz/0.1V	11.33	11.00	8.00	20	5R5
HFLN10056R5□00	6.50	100KHz/0.1V	13.75	10.00	7.50	20	6R5
HFLN10057R8□00	7.80	100KHz/0.1V	14.96	9.50	7.00	20	7R8
HFLN1005100□00	10.00	100KHz/0.1V	17.93	8.50	6.50	20	100
HFLN1005160□00	16.00	100KHz/0.1V	37.95	6.50	5.00	20	160

HFLN1203 series Standard Specifications

Part No.	Inductance (μH)	Test Freq.	DCR(mΩ) Max	Isat(A) Typ	Irms(A) Typ	Tolerance (±%)	Marking
HFLN1203R25□00	0.25	100KHz/0.1V	0.83	60.00	24.00	20	R25
HFLN1203R68□00	0.68	100KHz/0.1V	1.74	40.00	22.00	20	R68
HFLN12031R2□00	1.20	100KHz/0.1V	3.14	28.00	17.00	20	1R2
HFLN12031R8□00	1.80	100KHz/0.1V	6.16	22.00	14.00	20	1R8
HFLN12032R2□00	2.20	100KHz/0.1V	6.27	18.00	14.00	20	2R2
HFLN12033R3□00	3.30	100KHz/0.1V	8.91	14.00	12.00	20	3R3

HFLN1205 series Standard Specifications

Part No.	Inductance (μH)	Test Freq.	DCR(mΩ) Max	Isat(A) Typ	Irms(A) Typ	Tolerance (±%)	Marking
HFLN1205R19□00	0.19	100KHz/0.1V	0.55	50.0	29.0	20	R19
HFLN1205R47□00	0.47	100KHz/0.1V	0.99	50.0	26.0	20	R47
HFLN1205R90□00	0.90	100KHz/0.1V	1.76	28.0	24.0	20	R90
HFLN12051R4□00	1.40	100KHz/0.1V	2.64	26.0	22.0	20	1R4
HFLN12052R3□00	2.30	100KHz/0.1V	4.07	17.0	17.5	20	2R3
HFLN12053R2□00	3.20	100KHz/0.1V	5.83	15.0	16.0	20	3R2
HFLN12054R8□00	4.80	100KHz/0.1V	11.55	13.0	11.0	20	4R8
HFLN12056R0□00	6.00	100KHz/0.1V	14.85	11.5	10.0	20	6R0
HFLN12058R2□00	8.20	100KHz/0.1V	12.76	11.0	9.50	20	8R2
HFLN1205100□00	10.00	100KHz/0.1V	15.51	10.0	8.50	20	100

NOTE: □-Tolerance M=±20% / T=±30%

1.Operating temperature range — 40℃ ~ 125℃ (Including self - temperature rise)

3.Isat for Inductance drop 30% from its value without current.

3.Irms: DC current(A) that will cause an approximate △ T of 50℃ .

HFLN1206 series Standard Specifications

Part No.	Inductance (μH)	Test Freq.	DCR(mΩ) Max	Isat(A) Typ	Irms(A) Typ	Tolerance (±%)	Marking
HFLN1206R22□00	0.22	100KHz/0.1V	0.39	65.00	32.00	20	R22
HFLN1206R47□00	0.47	100KHz/0.1V	0.74	50.00	30.00	20	R47
HFLN1206R82□00	0.82	100KHz/0.1V	0.99	35.00	27.00	20	R82
HFLN12061R3□00	1.30	100KHz/0.1V	1.98	25.00	25.00	20	1R3
HFLN12062R0□00	2.00	100KHz/0.1V	2.86	22.00	23.00	20	2R0
HFLN12062R8□00	2.80	100KHz/0.1V	3.63	17.50	20.00	20	2R8
HFLN12063R7□00	3.70	100KHz/0.1V	5.39	16.00	17.00	20	3R7
HFLN12064R7□00	4.70	100KHz/0.1V	8.50	15.00	13.00	20	4R7
HFLN12066R0□00	6.00	100KHz/0.1V	9.24	14.00	13.00	20	6R0
HFLN12067R3□00	7.30	100KHz/0.1V	6.49	12.00	12.00	20	7R3
HFLN12069R2□00	9.20	100KHz/0.1V	8.58	10.50	12.00	20	9R2
HFLN1206110□00	11.00	100KHz/0.1V	10.00	9.50	11.00	20	110
HFLN1206130□00	13.00	100KHz/0.1V	23.32	9.00	10.00	20	130
HFLN1206150□00	15.00	100KHz/0.1V	16.28	8.00	9.00	20	150
HFLN1206220□00	22.00	100KHz/0.1V	27.17	6.50	6.00	20	220

HFLN1809 series Standard Specifications

Part No.	Inductance (μH)	Test Freq.	DCR(mΩ) Max	Isat(A) Typ	Irms(A) Typ	Tolerance (±%)	Marking
HFLN1809R82□00	0.82	100KHz/0.1V	0.58	65.00	41.50	20	R82
HFLN18091R3□00	1.30	100KHz/0.1V	1.02	62.00	34.50	20	1R3
HFLN18091R9□00	1.90	100KHz/0.1V	1.30	52.00	32.50	20	1R9
HFLN18092R6□00	2.60	100KHz/0.1V	1.71	50.00	31.50	20	2R6
HFLN18093R5□00	3.50	100KHz/0.1V	3.35	37.00	22.50	20	3R5
HFLN18094R5□00	4.50	100KHz/0.1V	3.67	37.00	20.50	20	4R5
HFLN18095R6□00	5.60	100KHz/0.1V	4.00	33.00	19.00	20	5R6
HFLN18096R8□00	6.80	100KHz/0.1V	4.43	27.00	18.50	20	6R8
HFLN1809100□00	10.00	100KHz/0.1V	7.45	21.50	15.00	20	100
HFLN1809150□00	15.00	100KHz/0.1V	10.05	14.00	14.00	20	150
HFLN1809220□00	22.00	100KHz/0.1V	15.77	10.00	10.00	20	220
HFLN1809330□00	33.00	100KHz/0.1V	24.41	9.00	8.50	20	330
HFLN1809470□00	47.00	100KHz/0.1V	36.72	7.00	6.80	20	4700

NOTE: □-Tolerance M=±20% / T=±30%

1.Operating temperature range — 40℃ ~ 125℃ (Including self - temperature rise)

3.Isat for Inductance drop 30% from its value without current.

3.Irms: DC current(A) that will cause an approximate △ T of 50℃ .

HFLN2212 series Standard Specifications

Part No.	Inductance (μH)	Test Freq.	DCR(mΩ) Max	Isat(A) Typ	Irms(A) Typ	Tolerance (±%)	Marking
HFLN22123R3□00	3.30	100KHz/0.1V	1.87	45.00	29.00	20	3R3
HFLN22126R8□00	6.80	100KHz/0.1V	2.31	31.00	28.50	20	6R8
HFLN22128R2□00	8.20	100KHz/0.1V	2.97	30.00	25.50	20	8R2
HFLN2212100□00	10.00	100KHz/0.1V	5.50	26.00	21.00	20	100
HFLN2212120□00	12.00	100KHz/0.1V	6.50	25.00	19.00	20	120
HFLN2212220□00	22.00	100KHz/0.1V	7.70	18.00	15.00	20	220
HFLN2212330□00	33.00	100KHz/0.1V	14.52	15.00	11.50	20	330
HFLN2212470□00	47.00	100KHz/0.1V	21.12	12.00	9.00	20	470
HFLN2212680□00	68.00	100KHz/0.1V	30.03	9.50	7.50	20	680
HFLN2212820□00	82.00	100KHz/0.1V	33.44	8.50	7.00	20	820

NOTE: □-Tolerance M=±20% / T=±30%

1.Operating temperature range －40℃～125℃ (Including self - temperature rise)

3.Isat for Inductance drop 30% from its value without current.

3.Irms: DC current(A) that will cause an approximate △T of 50℃ .

Product Characteristic Curve

Saturation Current vs Temperature Rise Current Curve

HFLN0603 series

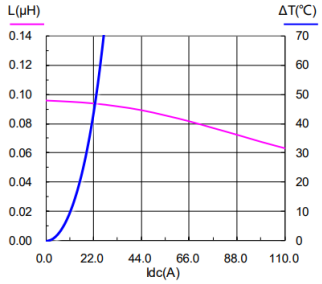

HFLN0603R13□00

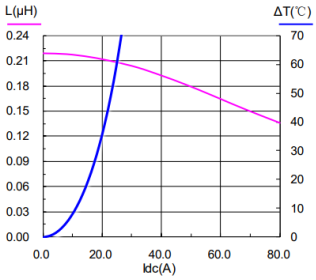

HFLN0603R24□00

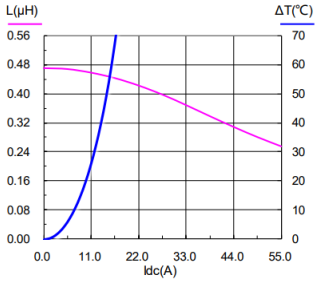

HFLN0603R52□00

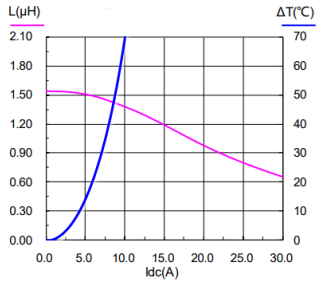

HFLN06031R5□00

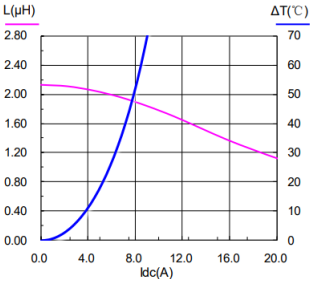

HFLN06032R0□00

HFLN0605 series

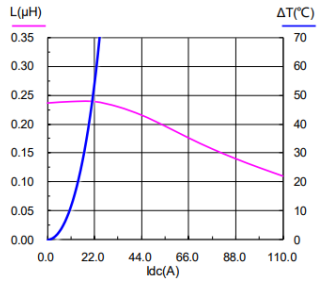

HFLN0605R24□00

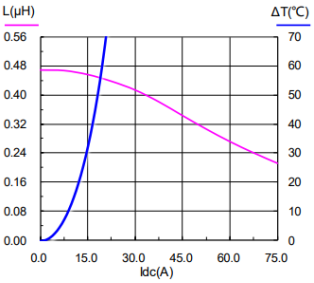

HFLN0605R47□00

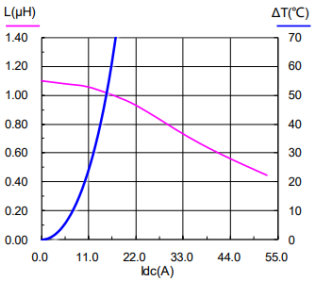

HFLN06051R1□00

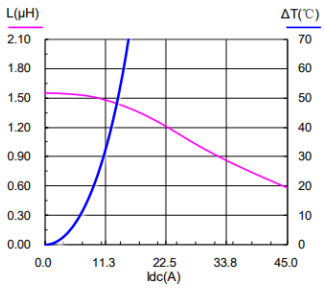

HFLN06051R5□00

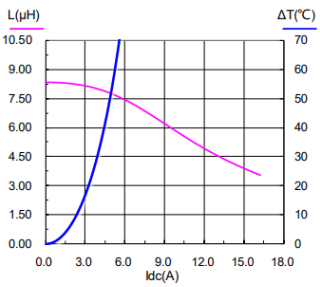

HFLN06058R5□00

Product Characteristic Curve

Saturation Current vs Temperature Rise Current Curve

HFLN1003 series

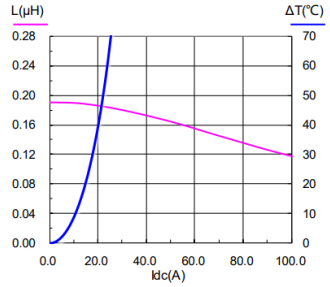

HFLN1003R20□00

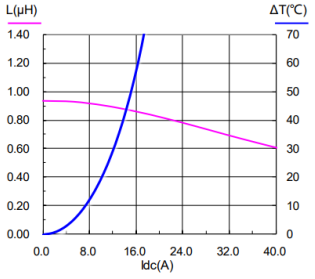

HFLN10031R0□00

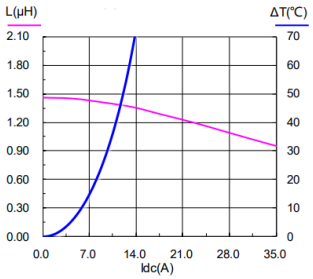

HFLN10031R5□00

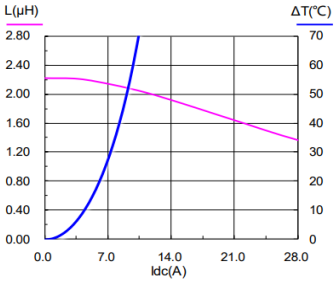

HFLN06032R2□00

HFLN1004 series

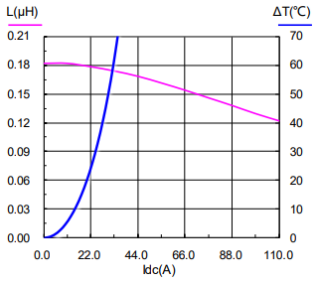

HFLN1004R15□00

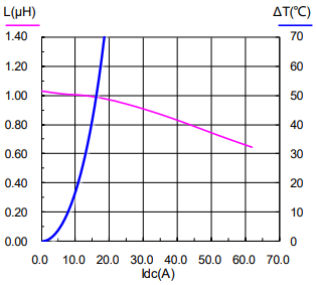

HFLN10041R0□00

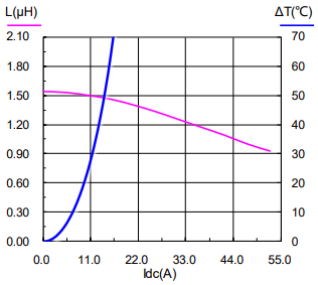

HFLN10041R5□00

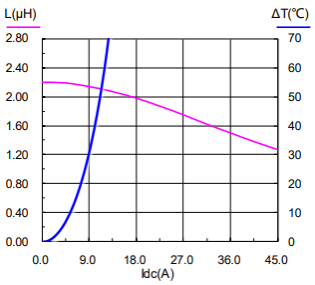

HFLN10042R2□00

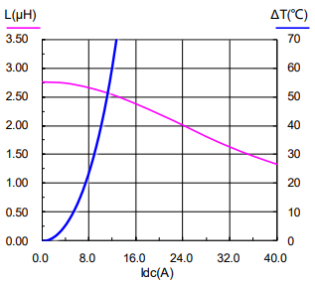

HFLN10042R8□00

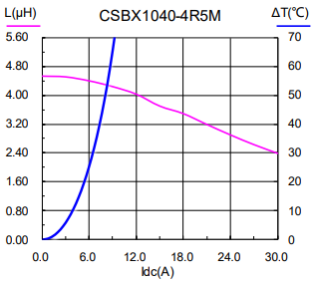

HFLN10044R3□00

Product Characteristic Curve

Saturation Current vs Temperature Rise Current Curve

HFLN1005 series

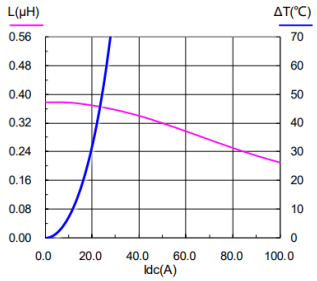

HFLN1005R40□00

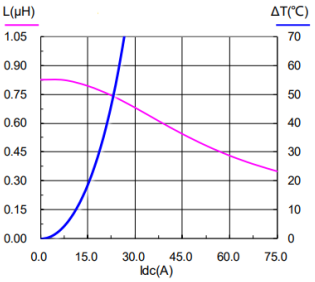

HFLN1005R72□00

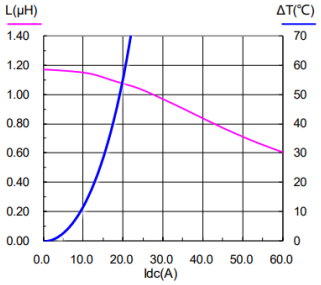

HFLN10051R2□00

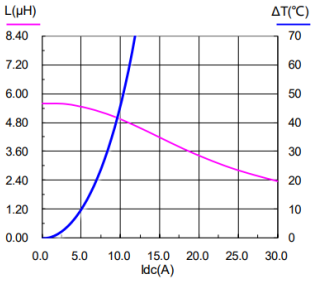

HFLN10055R5□00

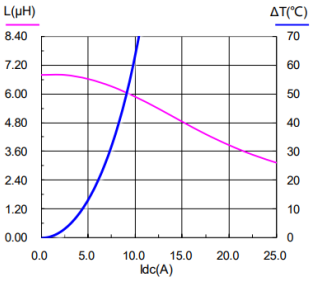

HFLN10056R5□00

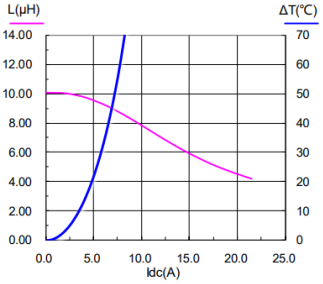

HFLN1005100□00

HFLN1203 series

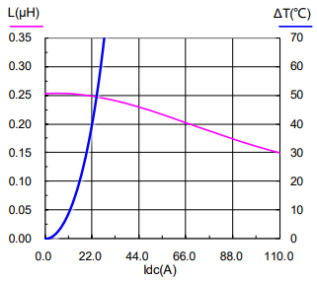

HFLN1203R25□00

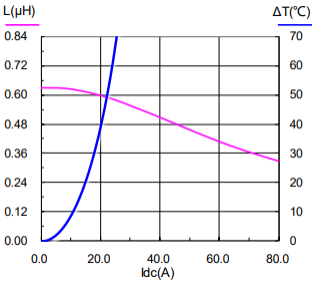

HFLN1203R68□00

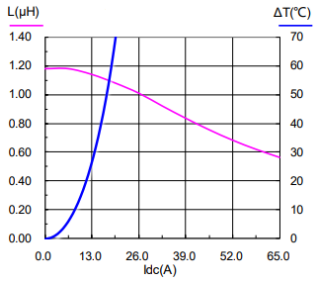

HFLN12031R2□00

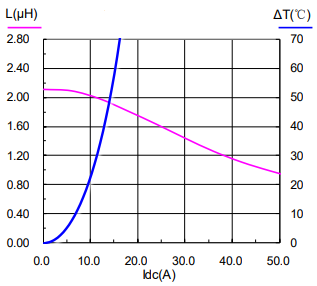

HFLN12032R2□00

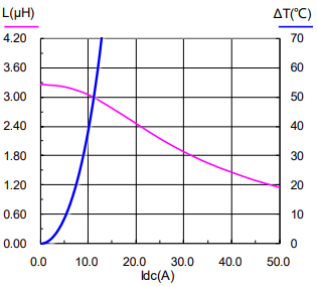

HFLN12033R3□00

Product Characteristic Curve

Saturation Current vs Temperature Rise Current Curve

HFLN1205 series

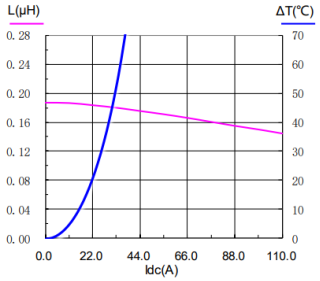

HFLN1205R19□00

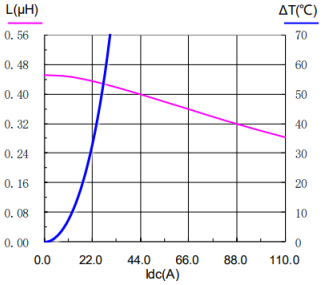

HFLN1205R47□00

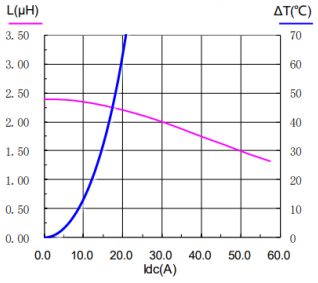

HFLN12052R3□00

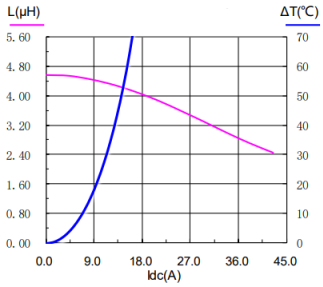

HFLN12054R8□00

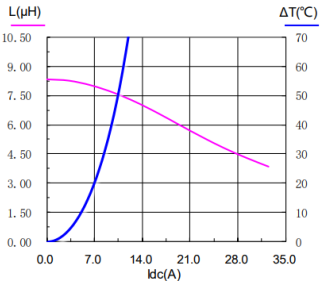

HFLN12058R2□00

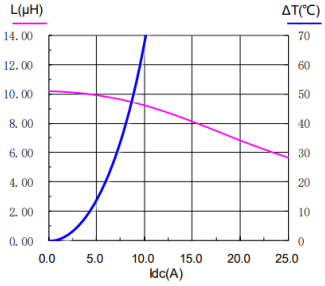

HFLN1205100□00

HFLN1206 series

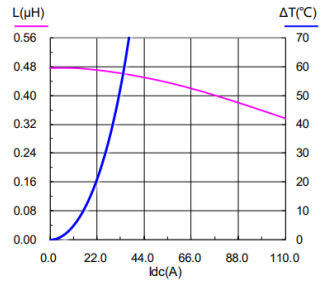

HFLN1206R47□00

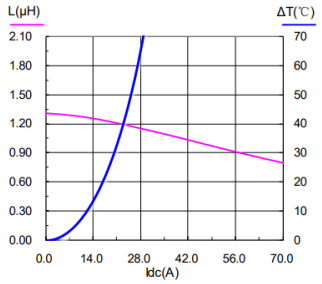

HFLN12061R3□00

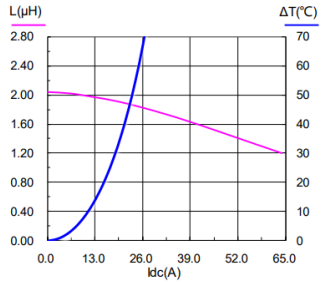

HFLN12062R0□00

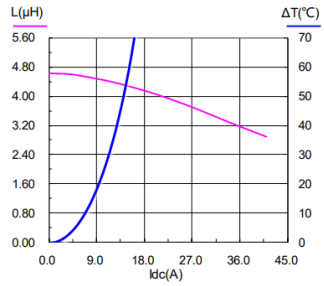

HFLN12064R7□00

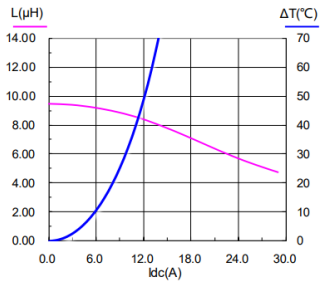

HFLN12069R2□00

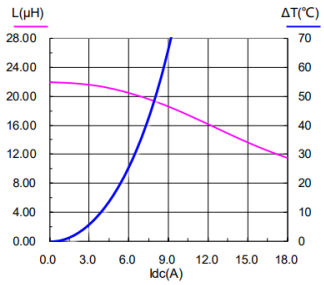

HFLN1206220□00

Product Characteristic Curve

Saturation Current vs Temperature Rise Current Curve

HFLN1809 series

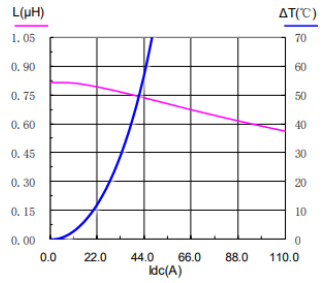

HFLN1809R82□00

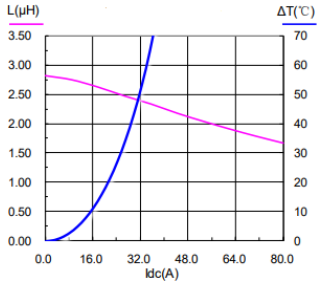

HFLN18092R6□00

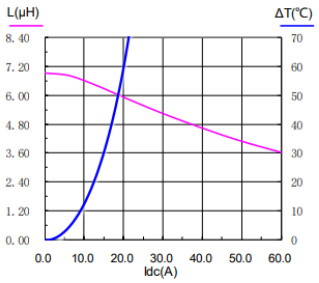

HFLN18096R8□00

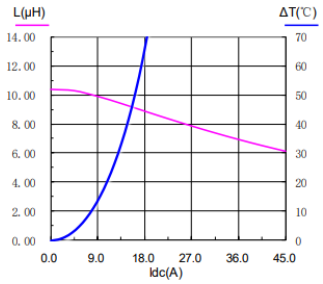

HFLN1809100□00

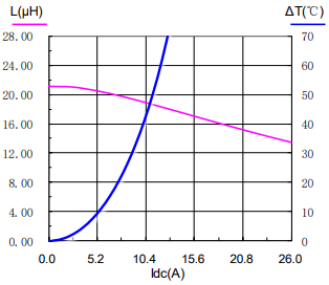

HFLN1809220□00

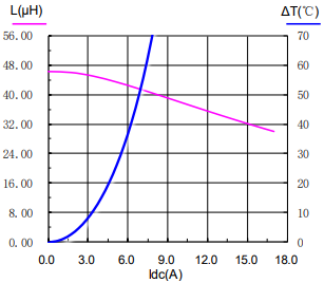

HFLN1809470□00

HFLN2212 series

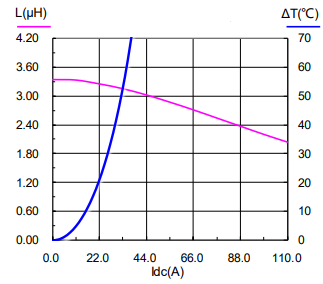

HFLN22123R3□00

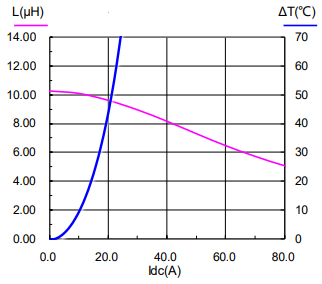

HFLN2212100□00

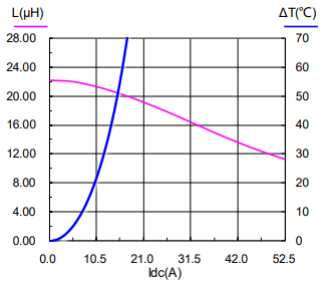

HFLN2212220□00

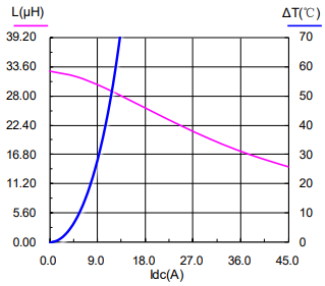

HFLN2212330□00

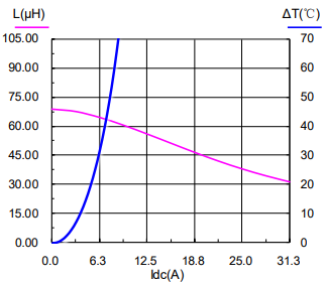

HFLN2212680□00

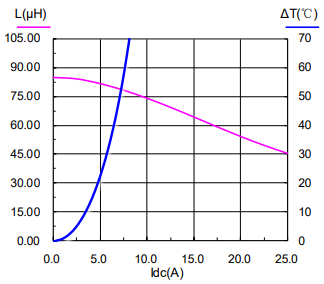

HFLN2212820□00

Packaging Specifications

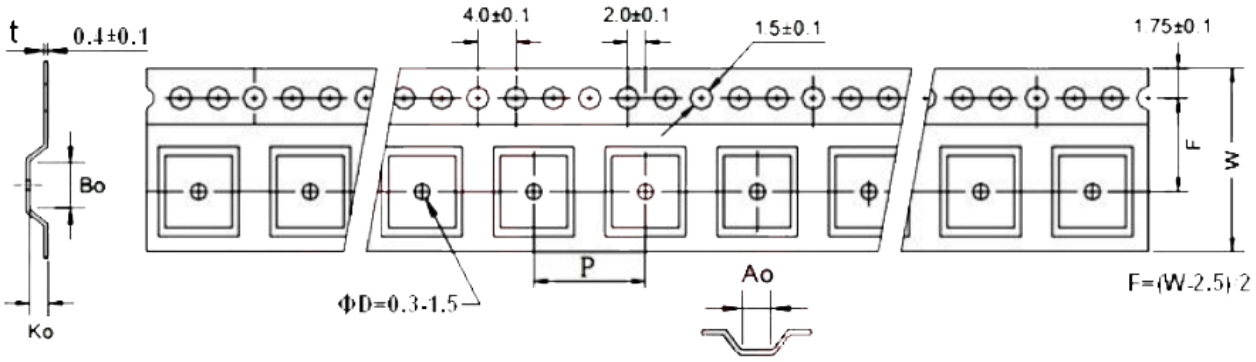

Dimensions in mm

TYPE	Tape Dimensions						Quantity PCS/REEL
	A0	B0	K0	W	P	t	
HFLN0504	5.6	6	4.2	12	8	0.4	1500
HFLN0603	7.2	7.8	3.5	16	12	0.4	1500
HFLN0604	7.2	7.8	4.2	16	12	0.4	1000
HFLN0605	7.2	7.8	5.2	16	12	0.4	1000
HFLN1003	10.8	11.3	3.5	24	16	0.4	1000
HFLN1004	10.8	11.3	4.2	24	16	0.4	1000
HFLN1005	10.8	11.3	5.2	24	16	0.4	800
HFLN1203	13.5	14	3.7	24	16	0.4	600
HFLN1205	13.5	14	5.2	24	16	0.4	500
HFLN1206	13.5	14	6.7	24	16	0.4	500
HFLN1809	18.8	19.4	9.5	32	24	0.4	250
HFLN2212	23.1	23.65	12.8	44	32	0.4	120

HBTN SERIES



FEATURES

- For high speed, high current switch modeapplications requiring lower inductance
- Gapped ferrite cores for maximum efficiency
- Current up to 64 Amps
- VFerrite core material

Applications

- Voltage regulator modules (VRMs) for servers, microprocessors
- High frequency, high current switching power supplies

ORDERING CODE

HBTN	100707	100	□	00
(1)	(2)	(3)	(4)	(5)

(1) Type
(2) Dimensions
(3) Inductance
(4) Inductance Tolerance
(5) Tail code

Shape and Dimensions

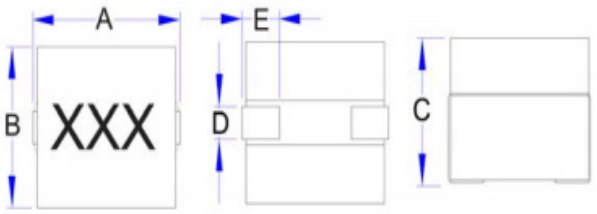

Recommended Pattern

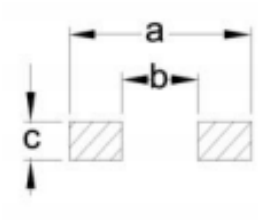

Dimensions in mm

TYPE	A	B	C	D	E
HBTN100707	11^{+0}	7.5^{+0}	7.0^{+0}	1.6±0.2	2.6±0.2

A	B	C
2.92	7.37	13.21

HBTN100707 series Standard Specifications

Part No.	Inductance (μH)	Test Freq.	DCR(mΩ) ±30%	Isat(A) Typ.(Max)	Irms(A) Typ.(Max)	Tolerance (±%)	Marking
HBTN100707R15L00	0.12	100kHz,1V	0.37	60	37	15	R15
HBTN100707R17L00	0.17	100kHz,1V	0.37	50	37	15	R17
HBTN100707R22L00	0.22	100kHz,1V	0.37	40	37	15	R22
HBTN100707R33L00	0.33	100kHz,1V	0.37	28	37	15	R33
HBTN100707R40L00	0.40	100kHz,1V	0.37	21	37	15	R40

NOTE: □-Tolerance M=±20% / L=±15%

1.Customized Specifications are available

2.OCL (Open Circuit Inductance) Test parameters: 100KHz, 1Vrms, 0Adc & Isat @20°C

3.DC current for an approximate △T of 40°C without core loss. Derating is necessary for AC currents. PCB layout, trace thickness

4.Operating ambient temperature range: －40℃～125℃ (Including self - temperature rise)

HMGN SERIES

FEATURES



- RoHS Compliant
- Highly accurate dimensions
- Highly reliable in environments of sudden temperature change and humidity
- Shielded& power inductors

Applications

- AP Routers
- STBs
- LCD TVs, monitors and panels
- Game consoles
- DC/DC converters

ORDERING CODE

HMGN	201610	S2	100	□	00
(1)	(2)	(3)	(4)	(5)	(6)

(1) Type
(2) Dimensions
(3) Surface
(4) Inductance
(5) Inductance Tolerance
(6) Tail code

J : ±5% K : ±10% L : ±15% M : ±20% Y : ±25% T : ±30%

HMGN201610/252010/252012

Shape and Dimensions

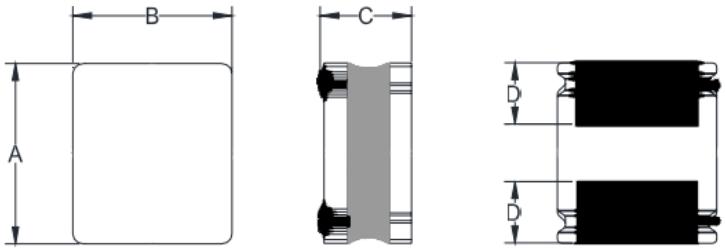

Recommended Pattern

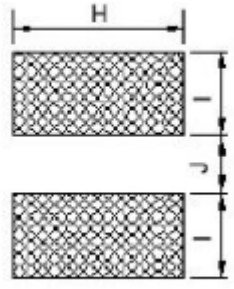

Dimensions in mm

TYPE	A	B	C	D	H	I	J
HMGN201610	2.0±0.2	1.6±0.2	1.1max	0.6±0.2	1.6	0.80	0.8
HMGN252010	2.5±0.3	2.0±0.3	$1.0^{+0.2}_{-0.3}$	0.8±0.3	2.0	0.85	0.8
HMGN252012	2.5±0.3	2.0±0.3	$1.2^{+0.2}_{-0.3}$	0.8±0.3	2.0	0.85	0.8

HMGN SERIES

HMGN3010/3012

Shape and Dimensions

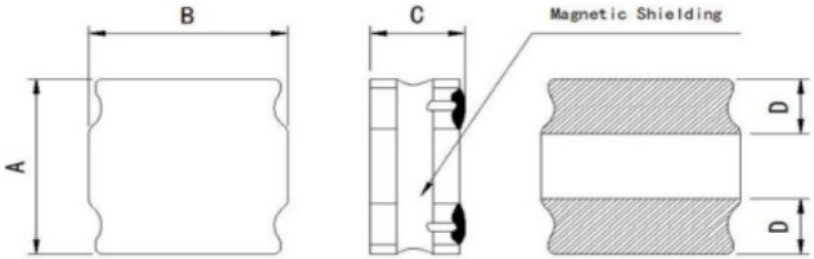

Recommended Pattern

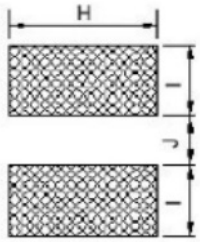

HMGN3015

Shape and Dimensions

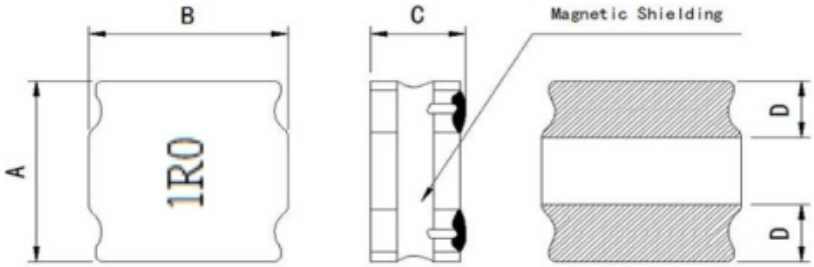

Recommended Pattern

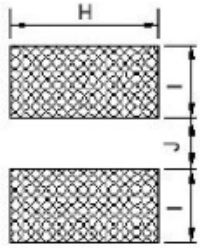

HMGN4012/4018/4026/6028

Shape and Dimensions

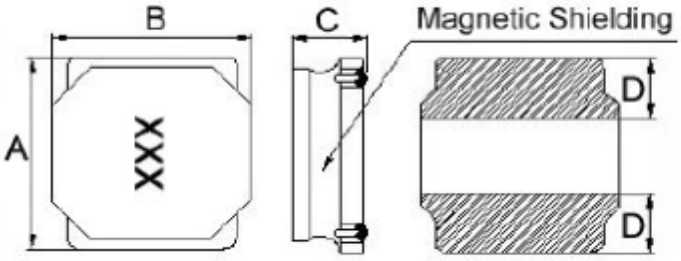

Recommended Pattern

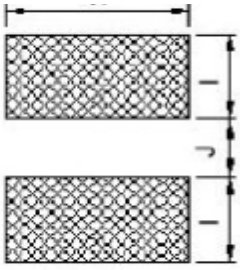

Dimensions in mm

TYPE	A	B	C	D	H	I	J
HMGN3010	3.0±0.2	3.0±0.2	$1.0^{+0.2}_{-0.3}$	0.75	2.5	1.0	1.0
HMGN3012	3.0±0.2	3.0±0.2	$1.2^{+0.2}_{-0.3}$	0.75	2.5	1.0	1.0
HMGN3015	3.0±0.2	3.0±0.2	$1.5^{+0.2}_{-0.3}$	0.9	2.5	1.0	1.0
HMGN4012	4.0±0.2	4.0±0.2	$1.2^{+0.2}_{-0.3}$	1.3	3.4	1.1	1.9
HMGN4018	4.0±0.2	4.0±0.2	$1.8^{+0.2}_{-0.3}$	1.3	3.7	1.2	1.6
HMGN4026	4.0±0.2	4.0±0.2	$2.6^{+0.2}_{-0.3}$	1.4	3.7	1.2	1.6
HMGN4030	4.0±0.2	4.0±0.2	3.0max	1.0	3.7	1.2	1.6

HMGN SERIES

HMGN6045-40

Shape and Dimensions

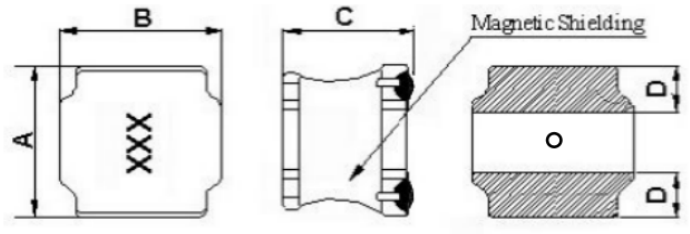

Recommended Pattern

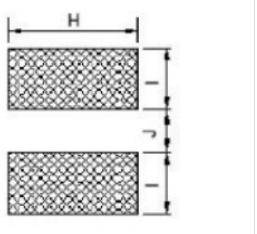

HMGN4030~80

Shape and Dimensions

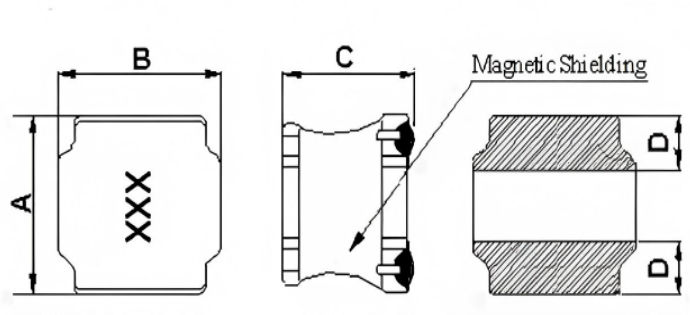

Recommended Pattern

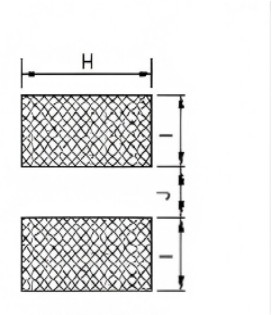

Dimensions in mm

TYPE	A	B	C	D	H	I	J
HMGN5020	5.0±0.2	5.0±0.2	$2.0^{+0.2}_{-0.3}$	1.80	4.00	2.00	2.10
HMGN5040	5.0±0.2	5.0±0.2	$4.0^{+0.2}_{-0.3}$	1.60	4.00	1.80	2.10
HMGN6020	6.0±0.2	6.0±0.2	$2.0^{+0.2}_{-0.3}$	1.60	5.70	1.80	2.90
HMGN6028	6.0±0.2	6.0±0.2	$2.8^{+0.2}_{-0.3}$	1.80	5.70	2.00	2.90
HMGN6045	6.0±0.2	6.0±0.2	$4.5^{+0.2}_{-0.3}$	1.80	5.70	2.00	2.90
HMGN6045-40	6.0±0.2	6.0±0.2	$4.5^{+0.2}_{-0.3}$	1.80	5.70	2.00	2.90
HMGN8040	8.0±0.2	8.0±0.2	$4.0^{+0.2}_{-0.3}$	2.45	7.50	2.50	3.40

HMGN201610 series Standard Specifications

Part No.	Inductance (μH)	Test Freq.	DCR(mΩ) Max	Isat(A) Typ.(Max)	Irms(A) Typ.(Max)	Tolerance (±%)	No Marking
HMGN201610S2R24□00	0.24	1MHz,1V	40.0	4.10(3.70)	3.10(2.80)	20,30	
HMGN201610S2R33□00	0.33	1MHz,1V	48.0	3.70(3.00)	2.90(2.40)	20,30	
HMGN201610S2R47□00	0.47	1MHz,1V	60.0	2.85(2.30)	2.60(2.30)	20,30	
HMGN201610S2R68□00	0.68	1MHz,1V	76.0	2.45(1.95)	2.20(2.00)	20,30	
HMGN201610S21R0□00	1.00	1MHz,1V	114.0	1.85(1.65)	1.60(1.45)	20,30	
HMGN201610S21R5□00	1.50	1MHz,1V	174.0	1.65(1.35)	1.20(1.10)	20,30	
HMGN201610S22R2□00	2.20	1MHz,1V	265.0	1.45(1.20)	1.15(1.05)	20,30	
HMGN201610S23R3□00	3.30	1MHz,1V	345.0	1.20(1.00)	0.95(0.85)	20,30	
HMGN201610S24R7□00	4.70	1MHz,1V	480.0	0.90(0.75)	0.80(0.70)	20,30	
HMGN201610S26R8□00	6.80	1MHz,1V	800.0	0.85(0.70)	0.60(0.55)	20,30	
HMGN201610S28R2□00	8.20	1MHz,1V	940.0	0.78(0.68)	0.60(0.53)	20,30	
HMGN201610S2100□00	10.00	1MHz,1V	1000.0	0.70(0.65)	0.60(0.50)	20,30	
HMGN201610S2120□00	12.00	1MHz,1V	1430.0	0.70(0.62)	0.42(0.36)	20,30	
HMGN201610S2220□00	22.00	1MHz,1V	1700.0	0.38(0.32)	0.36(0.32)	20,30	

HMGN252010 series Standard Specifications

Part No.	Inductance (μH)	Test Freq.	DCR(mΩ) Max	Isat(A) Max	Irms(A) Max	Tolerance (±%)	No Marking
HMGN252010S2R47□00	0.47	1MHz,1V	56	2.50	2.35	20,30	
HMGN252010S2R68□00	0.68	1MHz,1V	74	2.20	2.0	20,30	
HMGN252010S21R0□00	1.00	1MHz,1V	108	1.85	1.65	20,30	
HMGN252010S21R5□00	1.50	1MHz,1V	182	1.80	1.3	20,30	
HMGN252010S22R2□00	2.20	1MHz,1V	209	1.20	1.2	20,30	
HMGN252010S23R3□00	3.30	1MHz,1V	328	1.05	0.9	20,30	
HMGN252010S24R7□00	4.70	1MHz,1V	563	0.95	0.7	20,30	
HMGN252010S26R8□00	6.80	1MHz,1V	896	0.78	0.59	20,30	
HMGN252010S2100□00	10.00	1MHz,1V	1092	0.65	0.5	20,30	

NOTE: □-Tolerance M=±20% / T=±30%

1.Operating temperature range — 40℃ ~ 125℃ (Including self - temperature rise)

3.Isat for Inductance drop 30% from its value without current.

3.Irms for a 40℃ temprature rise from 25℃ ambient.

HMGN252012 series Standard Specifications

Part No.	Inductance (μH)	Test Freq.	DCR(mΩ) Max	Isat(A) Typ.(Max)	Irms(A) Typ.(Max)	Tolerance (±%)	No Marking
HMGN252012S2R24□00	0.24	1MHz,1V	25.0	4.80(4.00)	4.50(4.10)	20,30	
HMGN252012S2R33□00	0.33	1MHz,1V	33.0	4.70(3.90)	3.70(3.35)	20,30	
HMGN252012S2R47□00	0.47	1MHz,1V	38.0	4.50(3.80)	3.30(3.00)	20,30	
HMGN252012S2R68□00	0.68	1MHz,1V	50.0	3.30(3.00)	2.80(2.40)	20,30	
HMGN252012S21R0□00	1.00	1MHz,1V	63.0	2.50(2.20)	2.60(2.30)	20,30	
HMGN252012S21R2□00	1.20	1MHz,1V	80.0	2.40(2.10)	2.20(2.00)	20,30	
HMGN252012S21R5□00	1.50	1MHz,1V	95.0	2.35(2.00)	2.00(1.80)	20,30	
HMGN252012S21R8□00	1.80	1MHz,1V	110.0	2.20(1.95)	1.90(1.75)	20,30	
HMGN252012S22R2□00	2.20	1MHz,1V	115.0	1.90(1.75)	1.85(1.70)	20,30	
HMGN252012S22R7□00	2.70	1MHz,1V	160.0	1.60(1.30)	1.50(1.40)	20,30	
HMGN252012S23R3□00	3.30	1MHz,1V	170.0	1.35(1.20)	1.40(1.30)	20,30	
HMGN252012S24R7□00	4.70	1MHz,1V	235.0	1.20(1.10)	1.20(1.10)	20,30	
HMGN252012S25R6□00	5.60	1MHz,1V	336.0	1.10(1.00)	1.15(1.00)	20,30	
HMGN252012S26R8□00	6.80	1MHz,1V	370.0	1.00(0.90)	1.05(0.95)	20,30	
HMGN252012S2100□00	10.00	1MHz,1V	525.0	0.85(0.70)	0.86(0.78)	20,30	
HMGN252012S2150□00	15.00	1MHz,1V	1000.0	0.70(0.60)	0.60(0.50)	20,30	
HMGN252012S2220□00	22.00	1MHz,1V	1300.0	0.55(0.45)	0.55(0.48)	20,30	

NOTE: □-Tolerance M=±20% / T=±30%

1.Operating temperature range －40℃～125℃ (Including self - temperature rise)

3.Isat for Inductance drop 30% from its value without current.

3.Irms for a 40℃ temprature rise from 25℃ ambient.

HMGN3010 series Standard Specifications

Part No.	Inductance (μH)	Test Freq.	DCR(mΩ) Max	Isat(A) Typ(Max)	Irms(A) Typ(Max)	Tolerance (±%)	No Marking
HMGN3010S41R0□00	1.00	100kHz,1V	85.0	2.20(1.40)	1.80(1.45)	30	
HMGN3010S41R5□00	1.50	100kHz,1V	104.0	1.75(1.27)	1.60(1.30)	30	
HMGN3010S42R2□00	2.20	100kHz,1V	143.0	1.60(1.15)	1.42(1.09)	20,30	
HMGN3010S43R3□00	3.30	100kHz,1V	189.0	1.20(0.97)	1.20(0.96)	20,30	
HMGN3010S44R7□00	4.70	100kHz,1V	293.0	1.10(0.75)	1.10(0.77)	20,30	
HMGN3010S46R8□00	6.80	100kHz,1V	397.0	0.75(0.65)	0.96(0.66)	20,30	
HMGN3010S4100□00	10.00	100kHz,1V	520.0	0.72(0.60)	0.70(0.58)	20,30	
HMGN3010S4150□00	15.00	100kHz,1V	793.0	0.58(0.42)	0.57(0.47)	20,30	
HMGN3010S4220□00	22.00	100kHz,1V	1176.0	0.48(0.36)	0.52(0.38)	20,30	
HMGN3010S4330□00	33.00	100kHz,1V	2015.0	0.42(0.29)	0.45(0.30)	20,30	
HMGN3010S4470□00	47.00	100kHz,1V	2535.0	0.36(0.22)	0.32(0.26)	20,30	

HMGN3012 series Standard Specifications

Part No.	Inductance (μH)	Test Freq.	DCR(mΩ) Max	Isat(A) Typ.(Max)	Irms(A) Typ.(Max)	Tolerance (±%)	No Marking
HMGN3012S41R0□00	1.00	100kHz,1V	52.0	2.80(1.87)	2.70(2.20)	30	
HMGN3012S41R5□00	1.50	100kHz,1V	59.0	1.92(1.62)	2.20(2.01)	20,30	
HMGN3012S42R2□00	2.20	100kHz,1V	97.5	1.90(1.20)	1.70(1.55)	20,30	
HMGN3012S43R3□00	3.30	100kHz,1V	130	1.52(1.05)	1.40(1.36)	20,30	
HMGN3012S44R7□00	4.70	100kHz,1V	156	1.00(0.90)	1.30(1.24)	20,30	
HMGN3012S46R8□00	6.80	100kHz,1V	247	0.92(0.75)	1.10(0.98)	20,30	
HMGN3012S4100□00	10.0	100kHz,1V	344.5	0.88(0.60)	0.90(0.83)	20,30	
HMGN3012S4150□00	15.0	100kHz,1V	598	0.62(0.45)	0.77(0.71)	20,30	
HMGN3012S4220□00	22.0	100kHz,1V	838.5	0.52(0.42)	0.59(0.53)	20,30	
HMGN3012S4330□00	33.0	100kHz,1V	1138	0.46(0.36)	0.50(0.46)	20,30	
HMGN3012S4470□00	47.0	100kHz,1V	1885	0.35(0.27)	0.40(0.35)	20,30	
HMGN3012S4680□00	68.0	100kHz,1V	2171	0.29(0.24)	0.37(0.33)	20,30	

NOTE: □-Tolerance M=±20% / T=±30%

1.Operating temperature range — 40℃ ~ 125℃ (Including self - temperature rise)

3.Isat for Inductance drop 30% from its value without current.

3.Irms for a 40℃ temprature rise from 25℃ ambient.

HMGN3015 series Standard Specifications

Part No.	Inductance (μH)	Test Freq.	DCR(mΩ) Max	Isat(A) Typ.(Max)	Irms(A) Typ.(Max)	Tolerance (±%)	Marking
HMGN3015S41R0□00	1.0	100kHz,1V	39.0	2.85(2.20)	2.50(2.30)	20,30	1R0
HMGN3015S41R2□00	1.2	100kHz,1V	52.0	2.20(1.90)	2.30(1.95)	20,30	1R2
HMGN3015S41R5□00	1.5	100kHz,1V	65.0	1.82(1.62)	1.75(1.50)	20,30	1R5
HMGN3015S41R8□00	1.8	100kHz,1V	65.0	1.80(1.60)	1.50(1.20)	20,30	1R8
HMGN3015S42R2□00	2.2	100kHz,1V	78.0	1.78(1.56)	1.30(1.15)	20,30	2R2
HMGN3015S43R3□00	3.3	100kHz,1V	104.0	1.75(1.28)	1.28(1.10)	20,30	3R3
HMGN3015S44R7□00	4.7	100kHz,1V	162.5	1.35(1.20)	1.20(0.95)	20,30	4R7
HMGN3015S45R1□00	5.1	100kHz,1V	172.9	1.30(1.10)	1.15(0.90)	20,30	5R1
HMGN3015S46R8□00	6.8	100kHz,1V	260.0	1.10(0.85)	1.10(0.85)	20,30	6R8
HMGN3015S4100□00	10.0	100kHz,1V	325.0	0.92(0.75)	0.90(0.77)	20,30	100
HMGN3015S4120□00	12.0	100kHz,1V	416.0	0.90(0.70)	0.85(0.65)	20,30	120
HMGN3015S4150□00	15.0	100kHz,1V	494.0	0.79(0.66)	0.78(0.65)	20,30	150
HMGN3015S4180□00	18.0	100kHz,1V	559.0	0.72(0.56)	0.72(0.58)	20,30	180
HMGN3015S4220□00	22.0	100kHz,1V	598.0	0.60(0.48)	0.69(0.53)	20,30	220
HMGN3015S4330□00	33.0	100kHz,1V	1066.0	0.52(0.46)	0.51(0.45)	20,30	330
HMGN3015S4390□00	39.0	100kHz,1V	1294.0	0.50(0.40)	0.45(0.40)	20,30	390
HMGN3015S4470□00	47.0	100kHz,1V	1625.0	0.45(0.33)	0.43(0.35)	20,30	470
HMGN3015S4560□00	56.0	100kHz,1V	1664.0	0.42(0.30)	0.40(0.32)	20,30	560
HMGN3015S4680□00	68.0	100kHz,1V	3510.0	0.37(0.25)	0.31(0.23)	20,30	680
HMGN3015S4101□00	100.0	100kHz,1V	4043.0	0.28(0.23)	0.25(0.21)	20,30	101

HMGN 4012 series Standard Specifications

Part No.	Inductance (μH)	Test Freq.	DCR(mΩ) Max	Isat(A) Typ.(Max)	Irms(A) Typ.(Max)	Tolerance (±%)	Marking
HMGN4012S31R0□00	1.0	100kHz,1V	65.0	3.20(2.61)	2.50(1.65)	20,30	1R0
HMGN4012S32R2□00	2.2	100kHz,1V	104.0	2.30(1.76)	1.90(1.32)	20,30	2R2
HMGN4012S33R3□00	3.3	100kHz,1V	143.0	2.10(1.72)	1.60(1.12)	20,30	3R3
HMGN4012S34R7□00	4.7	100kHz,1V	185.0	1.80(1.15)	1.50(1.05)	20,30	4R7
HMGN4012S35R6□00	5.6	100kHz,1V	200.0	1.60(1.00)	1.30(1.00)	20,30	5R6
HMGN4012S36R8□00	6.8	100kHz,1V	257.0	1.40(0.85)	1.20(0.84)	20,30	6R8
HMGN4012S3100□00	10.0	100kHz,1V	345.0	1.10(0.80)	1.00(0.77)	20,30	100
HMGN4012S3150□00	15.0	100kHz,1V	442.0	0.80(0.56)	0.85(0.64)	20,30	150
HMGN4012S3220□00	22.0	100kHz,1V	763.0	0.70(0.46)	0.75(0.49)	20,30	220

NOTE: □-Tolerance M=±20% / T=±30%

1.Operating temperature range — 40℃ ~ 125℃ (Including self - temperature rise)

3.Isat for Inductance drop 30% from its value without current.

3.Irms for a 40℃ temprature rise from 25℃ ambient.

HMGN 4018 series Standard Specifications

Part No.	Inductance (μH)	Test Freq.	DCR(mΩ) Max	Isat(A) Typ.(Max)	Irms(A) Typ.(Max)	Tolerance (±%)	Marking
HMGN4018S31R0□00	1.00	100kHz,1V	38.4	4.10(3.69)	2.80(2.52)	20,30	1R0
HMGN4018S31R5□00	1.50	100kHz,1V	48.0	3.30(2.97)	2.60(2.34)	20,30	1R5
HMGN4018S31R8□00	1.80	100kHz,1V	66.0	2.80(2.50)	2.50(2.20)	20,30	1R8
HMGN4018S32R2□00	2.20	100kHz,1V	72.0	2.80(2.52)	2.50(2.25)	20,30	2R2
HMGN4018S32R3□00	2.30	100kHz,1V	72.0	2.80(2.52)	2.50(2.25)	20,30	2R3
HMGN4018S33R3□00	3.30	100kHz,1V	84.0	2.20(1.98)	2.10(1.89)	20,30	3R3
HMGN4018S33R6□00	3.60	100kHz,1V	90.0	2.10(1.89)	1.90(1.71)	20,30	3R6
HMGN4018S33R9□00	3.90	100kHz,1V	90.0	2.10(1.89)	1.90(1.71)	20,30	3R9
HMGN4018S34R7□00	4.70	100kHz,1V	108.0	2.00(1.80)	1.70(1.53)	20,30	4R7
HMGN4018S36R8□00	6.80	100kHz,1V	143.0	1.60(1.44)	1.50(1.35)	20,30	6R8
HMGN4018S3100□00	10.00	100kHz,1V	228.0	1.40(1.26)	1.20(1.08)	20,30	100
HMGN4018S3150□00	15.00	100kHz,1V	300.0	1.00(0.90)	1.00(0.90)	20,30	150
HMGN4018S3220□00	22.00	100kHz,1V	468.0	0.90(0.81)	0.85(0.76)	20,30	220
HMGN4018S3330□00	33.00	100kHz,1V	636.0	0.80(0.72)	0.70(0.63)	20,30	330
HMGN4018S3470□00	47.00	100kHz,1V	864.0	0.70(0.63)	0.56(0.50)	20,30	470

HMGN 4026 series Standard Specifications

Part No.	Inductance (μH)	Test Freq.	DCR(mΩ) Max	Isat(A) Typ.(Max)	Irms(A) Typ.(Max)	Tolerance (±%)	Marking
HMGN4026S31R2□00	1.20	100kHz,1V	36.0	4.30(3.52)	3.30(2.97)	30	1R2
HMGN4026S33R3□00	3.30	100kHz,1V	104.0	3.50(3.00)	2.50(2.25)	20,30	3R3
HMGN4026S34R7□00	4.70	100kHz,1V	120.0	3.20(2.80)	2.20(1.62)	20,30	4R7
HMGN4026S3220□00	22.00	100kHz,1V	440.4	1.53(0.82)	1.00(0.90)	20,30	220

NOTE: □-Tolerance M=±20% / T=±30%

1.Operating temperature range — 40℃ ~ 125℃ (Including self - temperature rise)

3.Isat for Inductance drop 30% from its value without current.

3.Irms for a 40℃ temprature rise from 25℃ ambient.

HMGN4030 series Standard Specifications

Part No.	Inductance (μH)	Test Freq.	DCR(mΩ) Max	Isat(A) Typ.(Max)	Irms(A) Typ.(Max)	Tolerance (±%)	Marking
HMGN4030S41R0□00	1.0	100kHz,1V	23.4	6.20(5.26)	4.90(4.15)	30	1R0
HMGN4030S41R5□00	1.5	100kHz,1V	33.8	6.00(4.85)	3.80(3.40)	30	1R5
HMGN4030S41R8□00	1.8	100kHz,1V	43.0	5.20(4.50)	3.50(3.20)	30	1R8
HMGN4030S42R2□00	2.2	100kHz,1V	45.0	4.50(3.80)	3.30(2.90)	30	2R2
HMGN4030S43R3□00	3.3	100kHz,1V	52.0	4.00(3.30)	2.80(2.40)	20,30	3R3
HMGN4030S44R7□00	4.7	100kHz,1V	80.0	3.20(2.80)	2.50(2.00)	20,30	4R7
HMGN4030S45R6□00	5.6	100kHz,1V	85.0	2.90(2.60)	2.30(1.95)	20,30	5R6
HMGN4030S46R8□00	6.8	100kHz,1V	117.0	2.80(2.10)	1.90(1.60)	20,30	6R8
HMGN4030S4100□00	10.0	100kHz,1V	169.0	2.10(1.65)	1.80(1.50)	20,30	100
HMGN4030S4150□00	15.0	100kHz,1V	247.0	1.90(1.40)	1.40(1.10)	20,30	150
HMGN4030S4220□00	22.0	100kHz,1V	290.0	1.60(1.30)	1.20(1.00)	20,30	220
HMGN4030S4330□00	33.0	100kHz,1V	420.0	1.20(1.10)	0.98(0.84)	20,30	330
HMGN4030S4470□00	47.0	100kHz,1V	580.0	1.00(0.90)	0.90(0.70)	20,30	470
HMGN4030S4680□00	68.0	100kHz,1V	910.0	0.83(0.72)	0.60(0.52)	20,30	680
HMGN4030S4101□00	100.0	100kHz,1V	1690.0	0.70(0.56)	0.50(0.45)	20,30	101
HMGN4030S4121□00	120.0	100kHz,1V	1755.0	0.62(0.55)	0.47(0.42)	20,30	121
HMGN4030S4151□00	150.0	100kHz,1V	3000.0	0.56(0.35)	0.40(0.30)	20,30	151
HMGN4030S4221□00	220.0	100kHz,1V	3250.0	0.45(0.34)	0.38(0.30)	20,30	221

HMGN5020 series Standard Specifications

Part No.	Inductance (μH)	Test Freq.	DCR(mΩ) Max	Isat(A) Typ.(Max)	Irms(A) Typ.(Max)	Tolerance (±%)	Marking
HMGN5020S41R0□00	1.00	100kHz,1V	25.2	6.50(4.80)	4.50(3.60)	20,30	1R0
HMGN5020S41R2□00	1.20	100kHz,1V	25.2	6.30(4.50)	4.20(3.42)	20,30	1R2
HMGN5020S41R5□00	1.50	100kHz,1V	31.2	5.90(4.10)	3.80(3.15)	20,30	1R5
HMGN5020S42R2□00	2.20	100kHz,1V	42.0	5.00(3.30)	3.50(2.88)	20,30	2R2
HMGN5020S43R3□00	3.30	100kHz,1V	57.6	3.20(2.70)	3.00(2.52)	20,30	3R3
HMGN5020S43R6□00	3.60	100kHz,1V	65.0	3.10(2.60)	2.80(2.30)	20,30	3R6
HMGN5020S44R7□00	4.70	100kHz,1V	72.0	2.85(2.25)	2.50(1.98)	20,30	4R7
HMGN5020S45R6□00	5.60	100kHz,1V	98.4	2.60(2.10)	2.20(1.80)	20,30	5R6
HMGN5020S46R8□00	6.80	100kHz,1V	108.0	2.50(2.00)	2.00(1.62)	20,30	6R8
HMGN5020S4100□00	10.00	100kHz,1V	144.0	2.35(1.65)	1.75(1.44)	20,30	100
HMGN5020S4150□00	15.00	100kHz,1V	228.0	1.76(1.17)	1.50(1.08)	20,30	150
HMGN5020S4220□00	22.00	100kHz,1V	312.0	1.15(0.90)	1.10(0.90)	20,30	220
HMGN5020S4330□00	33.00	100kHz,1V	552.0	1.10(0.82)	0.95(0.67)	20,30	330
HMGN5020S4470□00	47.00	100kHz,1V	696.0	0.92(0.78)	0.85(0.58)	20,30	470

NOTE: □-Tolerance M=±20% / T=±30%

1.Operating temperature range — 40℃ ~ 125℃ (Including self - temperature rise)

3.Isat for Inductance drop 30% from its value without current.

3.Irms for a 40℃ temprature rise from 25℃ ambient.

HMGN5040 series Standard Specifications

Part No.	Inductance (μH)	Test Freq.	DCR(mΩ) Max	Isat(A) Typ.(Max)	Irms(A) Typ.(Max)	Tolerance (±%)	Marking
HMGN5040S41R0□00	1.00	100kHz,1V	18.2	8.20(6.75)	5.20(4.90)	20,30	1R0
HMGN5040S41R2□00	1.20	100kHz,1V	19.5	7.40(6.66)	4.50(4.05)	20,30	1R2
HMGN5040S41R5□00	1.50	100kHz,1V	20.8	7.10(6.39)	4.80(3.96)	20,30	1R5
HMGN5040S42R2□00	2.20	100kHz,1V	27.3	5.70(5.13)	4.30(3.33)	20,30	2R2
HMGN5040S43R3□00	3.30	100kHz,1V	33.8	4.80(4.32)	3.92(3.15)	20,30	3R3
HMGN5040S44R7□00	4.70	100kHz,1V	41.6	4.22(3.78)	3.35(2.88)	20,30	4R7
HMGN5040S46R8□00	6.80	100kHz,1V	65.0	3.50(2.97)	2.80(2.16)	20,30	6R8
HMGN5040S4100□00	10.00	100kHz,1V	78.0	2.82(2.52)	2.45(1.98)	20,30	100
HMGN5040S4150□00	15.00	100kHz,1V	117	2.30(2.07)	2.00(1.62)	20,30	150
HMGN5040S4220□00	22.00	100kHz,1V	175.5	1.95(1.62)	1.63(1.26)	20,30	220
HMGN5040S4270□00	27.00	100kHz,1V	234.0	1.60(1.44)	1.25(1.08)	20,30	270
HMGN5040S4330□00	33.00	100kHz,1V	247.0	1.55(1.35)	1.10(0.99)	20,30	330
HMGN5040S4470□00	47.00	100kHz,1V	326.0	1.28(1.08)	1.05(0.81)	20,30	470
HMGN5040S4101□00	100.00	100kHz,1V	780.0	0.92(0.75)	0.83(0.70)	20,30	101

HMGN6020 series Standard Specifications

Part No.	Inductance (μH)	Test Freq.	DCR(mΩ) Max	Isat(A) Typ.(Max)	Irms(A) Typ.(Max)	Tolerance (±%)	Marking
HMGN6020S41R0□00	1.00	100kHz,1V	26.0	6.20(5.58)	4.40(3.69)	30	1R0
HMGN6020S41R5□00	1.50	100kHz,1V	33.8	5.80(4.50)	4.00(3.24)	30	1R5
HMGN6020S42R2□00	2.20	100kHz,1V	44.2	5.60(4.32)	3.88(3.15)	20,30	2R2
HMGN6020S43R3□00	3.30	100kHz,1V	52.0	4.10(3.20)	3.30(2.43)	20,30	3R3
HMGN6020S44R7□00	4.70	100kHz,1V	75.4	3.89(3.00)	2.55(1.98)	20,30	4R7
HMGN6020S46R8□00	6.80	100kHz,1V	110.5	3.52(2.20)	2.35(1.62)	20,30	6R8
HMGN6020S4100□00	10.00	100kHz,1V	162.5	2.55(1.80)	1.83(1.44)	20,30	100
HMGN6020S4150□00	15.00	100kHz,1V	247.0	2.30(1.25)	1.52(1.17)	20,30	150
HMGN6020S4220□00	22.00	100kHz,1V	270.0	1.51(0.99)	1.30(0.99)	20,30	220

NOTE: □-Tolerance M=±20% / T=±30%

1.Operating temperature range — 40℃ ~ 125℃ (Including self - temperature rise)

3.Isat for Inductance drop 30% from its value without current.

3.Irms for a 40℃ temprature rise from 25℃ ambient.

HMGN6028 series Standard Specifications

Part No.	Inductance (μH)	Test Freq.	DCR(mΩ) Max	Isat(A) Typ.(Max)	Irms(A) Typ.(Max)	Tolerance (±%)	Marking
HMGN6028S31R0□00	1.00	100kHz,1V	16.9	7.60(6.84)	5.86(4.68)	30	1R0
HMGN6028S31R5□00	1.50	100kHz,1V	20.8	6.80(5.67)	5.15(4.32)	30	1R5
HMGN6028S32R2□00	2.20	100kHz,1V	26.0	5.40(4.86)	4.23(3.60)	20,30	2R2
HMGN6028S32R7□00	2.70	100kHz,1V	33.8	4.90(4.41)	4.10(3.33)	20,30	2R7
HMGN6028S33R3□00	3.30	100kHz,1V	36.4	4.30(3.87)	3.90(3.15)	20,30	3R3
HMGN6028S34R7□00	4.70	100kHz,1V	49.4	3.70(3.33)	3.45(2.88)	20,30	4R7
HMGN6028S36R0□00	6.00	100kHz,1V	58.5	3.50(2.97)	2.80(2.52)	20,30	6R0
HMGN6028S36R8□00	6.80	100kHz,1V	65.0	3.10(2.79)	2.70(2.43)	20,30	6R8
HMGN6028S3100□00	10.00	100kHz,1V	84.5	2.50(2.25)	2.30(2.07)	20,30	100
HMGN6028S3150□00	15.00	100kHz,1V	123.5	2.00(1.80)	1.80(1.62)	20,30	150
HMGN6028S3220□00	22.00	100kHz,1V	175.5	1.60(1.44)	1.50(1.35)	20,30	220
HMGN6028S3330□00	33.00	100kHz,1V	286.0	1.45(1.17)	1.40(1.26)	20,30	330
HMGN6028S3470□00	47.00	100kHz,1V	416.0	1.10(0.99)	1.00(0.90)	20,30	470
HMGN6028S3680□00	68.00	100kHz,1V	546.0	0.98(0.88)	0.90(0.81)	20,30	680
HMGN6028S3101□00	100.00	100kHz,1V	720.0	0.75(0.60)	0.80(0.72)	20,30	101

NOTE: □-Tolerance M=±20% / T=±30%

1.Operating temperature range －40℃～125℃ (Including self - temperature rise)

3.Isat for Inductance drop 30% from its value without current.

3.Irms for a 40℃ temprature rise from 25℃ ambient.

HMGN6045 series Standard Specifications

Part No.	Inductance (μH)	Test Freq.	DCR(mΩ) Max	Isat(A) Typ.(Max)	Irms(A) Typ.(Max)	Tolerance (±%)	Marking
HMGN6045S41R0□00	1.00	100kHz,1V	15.6	12.50(10.98)	6.50(5.85)	30	1R0
HMGN6045S41R5□00	1.50	100kHz,1V	19.5	11.40(9.36)	5.90(5.31)	30	1R5
HMGN6045S41R8□00	1.80	100kHz,1V	22.1	9.80(8.64)	5.65(5.04)	30	1R8
HMGN6045S42R2□00	2.20	100kHz,1V	23.9	9.00(7.92)	5.15(4.59)	20,30	2R2
HMGN6045S42R3□00	2.30	100kHz,1V	24.7	8.80(7.92)	5.00(4.50)	20,30	2R3
HMGN6045S43R0□00	3.00	100kHz,1V	28.6	7.85(7.02)	4.60(3.96)	20,30	3R0
HMGN6045S43R3□00	3.30	100kHz,1V	31.2	7.50(6.75)	4.32(3.87)	20,30	3R3
HMGN6045S43R6□00	3.60	100kHz,1V	31.2	7.50(6.75)	4.32(3.87)	20,30	3R6
HMGN6045S43R9□00	3.90	100kHz,1V	33.8	7.00(6.30)	4.00(3.60)	20,30	3R9
HMGN6045S44R5□00	4.50	100kHz,1V	40.3	6.70(6.03)	3.90(3.51)	20,30	4R5
HMGN6045S44R7□00	4.70	100kHz,1V	40.3	6.70(6.03)	3.90(3.51)	20,30	4R7
HMGN6045S45R1□00	5.10	100kHz,1V	42.9	6.00(5.40)	3.70(3.15)	20,30	5R1
HMGN6045S45R6□00	5.60	100kHz,1V	52.0	5.50(4.95)	3.55(2.97)	20,30	5R6
HMGN6045S46R3□00	6.30	100kHz,1V	52.0	5.45(4.95)	3.30(2.97)	20,30	6R3
HMGN6045S46R8□00	6.80	100kHz,1V	55.9	5.35(4.77)	3.25(2.88)	20,30	6R8
HMGN6045S4100□00	10.00	100kHz,1V	74.1	4.50(4.05)	2.70(2.43)	20,30	100
HMGN6045S4150□00	15.00	100kHz,1V	104.0	3.45(3.06)	2.30(1.98)	20,30	150
HMGN6045S4180□00	18.00	100kHz,1V	130.0	3.10(2.79)	2.00(1.80)	20,30	180
HMGN6045S4220□00	22.00	100kHz,1V	162.5	3.00(2.70)	1.90(1.71)	20,30	220
HMGN6045S4270□00	27.00	100kHz,1V	208.0	2.50(2.25)	1.50(1.17)	20,30	270
HMGN6045S4330□00	33.00	100kHz,1V	214.5	2.35(2.07)	1.45(1.26)	20,30	330
HMGN6045S4470□00	47.00	100kHz,1V	318.5	1.96(1.71)	1.27(1.08)	20,30	470
HMGN6045S4560□00	56.00	100kHz,1V	403.0	1.72(1.50)	1.18(0.99)	20,30	560
HMGN6045S4680□00	68.00	100kHz,1V	429.0	1.68(1.44)	1.10(0.90)	20,30	680
HMGN6045S4101□00	100.00	100kHz,1V	600.0	1.35(1.17)	0.90(0.72)	20,30	101
HMGN6045S4221□00	220.00	100kHz,1V	1560.0	0.90(0.73)	0.68(0.55)	20,30	221
HMGN6045S4331□00	330.00	100kHz,1V	2160.0	0.75(0.63)	0.63(0.50)	20,30	331
HMGN6045S4102□00	1000.00	100kHz,1V	7200.0	0.43(0.36)	0.22(0.19)	20,30	102

NOTE: □-Tolerance M=±20% / T=±30%

1.Operating temperature range — 40℃ ~ 125℃ (Including self - temperature rise)

3.Isat for Inductance drop 30% from its value without current.

3.Irms for a 40℃ temprature rise from 25℃ ambient.

HMGN6045-40series Standard Specifications

Part No.	Inductance (μH)	Test Freq.	DCR(mΩ) Max	Isat(A) Typ.(Max)	Irms(A) Typ.(Max)	Tolerance (±%)	Marking
HMGN6045S42R2□40	2.20	100kHz,1V	17.0	7.30(6.12)	5.50(4.95)	20,30	2R2
HMGN6045S43R3□40	3.30	100kHz,1V	24.0	6.00(4.95)	4.70(4.23)	20,30	3R3
HMGN6045S44R7□40	4.70	100kHz,1V	30.0	5.20(4.14)	4.00(3.60)	20,30	4R7
HMGN6045S46R8□40	6.80	100kHz,1V	40.0	4.20(3.60)	3.50(3.15)	20,30	6R8
HMGN6045S4100□40	10.00	100kHz,1V	50.0	3.50(2.88)	3.20(2.88)	20,30	100
HMGN6045S4150□40	15.00	100kHz,1V	80.0	2.80(2.34)	2.50(2.25)	20,30	150
HMGN6045S4220□40	22.00	100kHz,1V	120.0	2.15(1.89)	2.00(1.80)	20,30	220
HMGN6045S4330□40	33.00	100kHz,1V	170.0	1.70(1.53)	1.60(1.44)	20,30	330
HMGN6045S4101□40	100.00	100kHz,1V	595.0	0.95(0.85)	0.92(0.82)	20,30	101

NOTE: □-Tolerance M=±20% / T=±30%

1.Operating temperature range －40℃～125℃ (Including self - temperature rise)

3.Isat for Inductance drop 30% from its value without current.

3.Irms for a 40℃ temprature rise from 25℃ ambient.

HMGN8040series Standard Specifications

Part No.	Inductance (μH)	Test Freq.	DCR(mΩ) Max	Isat(A) Typ.(Max)	Irms(A) Typ.(Max)	Tolerance (±%)	Marking
HMGN8040S4R90□00	0.90	100kHz,1V	9.10	13.80(12.42)	8.05(7.24)	20,30	R90
HMGN8040S41R0□00	1.00	100kHz,1V	9.75	13.00(11.70)	7.95(7.15)	20,30	1R0
HMGN8040S41R4□00	1.40	100kHz,1V	11.70	10.80(9.72)	7.80(7.02)	20,30	1R4
HMGN8040S41R5□00	1.50	100kHz,1V	12.35	10.00(9.00)	7.70(6.93)	2030	1R5
HMGN8040S42R0□00	2.00	100kHz,1V	14.30	9.60(8.64)	7.40(6.66)	20,30	2R0
HMGN8040S42R2□00	2.20	100kHz,1V	14.95	9.50(8.28)	7.20(6.48)	20,30	2R2
HMGN8040S42R5□00	2.50	100kHz,1V	16.90	8.20(7.38)	6.30(5.67)	20,30	2R5
HMGN8040S43R3□00	3.30	100kHz,1V	19.50	7.50(6.75)	6.00(5.40)	20,30	3R3
HMGN8040S44R7□00	4.70	100kHz,1V	23.40	6.00(5.40)	5.50(4.95)	20,30	4R7
HMGN8040S45R6□00	5.60	100kHz,1V	29.90	5.80(5.13)	5.20(4.68)	20,30	5R6
HMGN8040S46R8□00	6.80	100kHz,1V	32.50	5.40(4.86)	5.10(4.59)	20,30	6R8
HMGN8040S48R2□00	8.20	100kHz,1V	41.60	5.00(4.10)	4.80(4.00)	20,30	8R2
HMGN8040S4100□00	10.00	100kHz,1V	49.40	4.30(3.87)	3.80(3.42)	20,30	100
HMGN8040S4120□00	12.00	100kHz,1V	58.50	4.00(3.42)	3.50(3.15)	20,30	120
HMGN8040S4150□00	15.00	100kHz,1V	65.00	3.60(3.24)	3.20(2.88)	20,30	150
HMGN8040S4180□00	18.00	100kHz,1V	88.40	3.10(2.79)	2.70(2.43)	20,30	180
HMGN8040S4220□00	22.00	100kHz,1V	104.00	2.80(2.52)	2.60(2.34)	20,30	220
HMGN8040S4330□00	33.00	100kHz,1V	143.00	2.40(2.07)	2.00(1.80)	20,30	330
HMGN8040S4470□00	47.00	100kHz,1V	208.00	2.00(1.71)	1.75(1.57)	20,30	470
HMGN8040S4680□00	68.00	100kHz,1V	288.00	1.70(1.53)	1.45(1.30)	20,30	680
HMGN8040S4101□00	100.00	100kHz,1V	408.00	1.40(1.26)	1.10(0.99)	20,30	101
HMGN8040S4121□00	120.00	100kHz,1V	552.50	1.10(0.99)	1.00(0.90)	20,30	121
HMGN8040S4151□00	150.00	100kHz,1V	576.00	1.00(0.90)	0.90(0.81)	20,30	151
HMGN8040S4221□00	220.00	100kHz,1V	804.00	0.94(0.84)	0.88(0.76)	20,30	221
HMGN8040S4271□00	270.00	100kHz,1V	1170.00	0.83(0.74)	0.55(0.49)	20,30	271
HMGN8040S4821□00	820.00	100kHz,1V	3640.00	0.40(0.36)	0.38(0.34)	20,30	821

NOTE: □-Tolerance M=±20% / T=±30%

1.Operating temperature range — 40℃～125℃ (Including self - temperature rise)

3.Isat for Inductance drop 30% from its value without current.

3.Irms for a 40℃ temprature rise from 25℃ ambient.

Packaging Specifications

Tape Dimensions

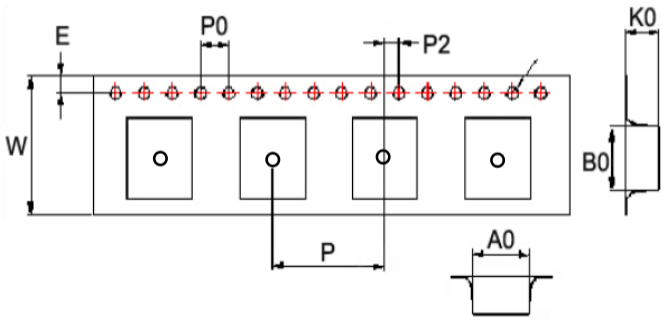

Reel Dimensions

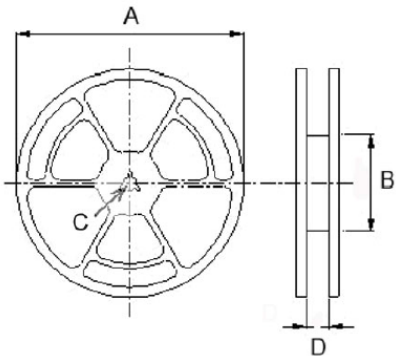

Dimensions in mm

TYPE	Tape Dimensions							Reel Dimensions				Quantity PCS/REEL
	A0	B0	K0	W	P	P0	P2	A	B	C	D	
HMGN201610	2	2.4	1.2	8	4	4	2	180	60	13	8.4	2000
HMGN252010	2.4	2.7	1.2	8	4	4	2	180	60	13	8.4	2000
HMGN252012	2.35	2.65	1.4	8	4	4	2	180	60	13	8.4	2000
HMGN3010	3.3	3.3	1.4	8	4	4	2	180	60	13	8.4	2000
HMGN3012	3.3	3.3	1.4	8	4	4	2	180	60	13	8.4	2000
HMGN3015	3.3	3.3	1.7	8	4	4	2	180	60	13	8.4	2000
HMGN4012	4.4	4.4	1.68	12	8.1	4	2	330	100	13	13.4	4500
HMGN4018	4.25	4.25	2.1	12	8.1	4	2	180	60	13	13.2	800
HMGN4026	4.25	4.25	3.0	12	8.1	4	2	180	60	13	13.2	500
HMGN4030	4.25	4.25	3.1	12	8.1	4	2	330	100	13	13.2	2000
HMGN5020	5.25	5.25	2.2	12	8.1	4	2	330	100	13	13.4	2000
HMGN5040	5.25	5.25	4.2	12	8.1	4	2	330	100	13	13.4	1500
HMGN6020	6.25	6.25	2.2	16	12	4	2	330	100	13	16	2000
HMGN6028	6.25	6.25	3.0	16	12	4	2	330	100	13	16	1500
HMGN6045	6.25	6.25	4.65	16	12	4	2	330	100	13	16	1000
HMGN8040	8.25	8.25	4.15	16	12	4	2	330	100	13	16	1000

HMGN SERIES



FEATURES

- RoHS Compliant
- Highly accurate dimensions
- Highly reliable in environments of sudden temperature change and humidity
- Shielded& power inductors

Applications

- AP Routers
- STBs
- LCD TVs, monitors and panels
- Game consoles
- DC/DC converters

ORDERING CODE

HMGN	3015	S2	100	□	50
(1)	(2)	(3)	(4)	(5)	(6)

(1) Type
(2) Dimensions
(3) Surface
(4) Inductance
(5) Inductance Tolerance
(6) Tail code

J : ±5% K : ±10% L : ±15% M : ±20% Y : ±25% T : ±30%

HMGN SERIES

HMGN3010/3012

Shape and Dimensions

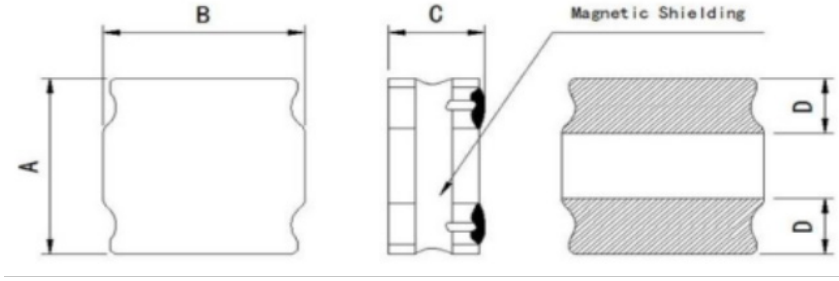

Recommended Pattern

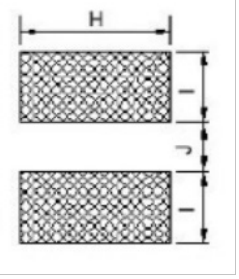

HMGN3015

Shape and Dimensions

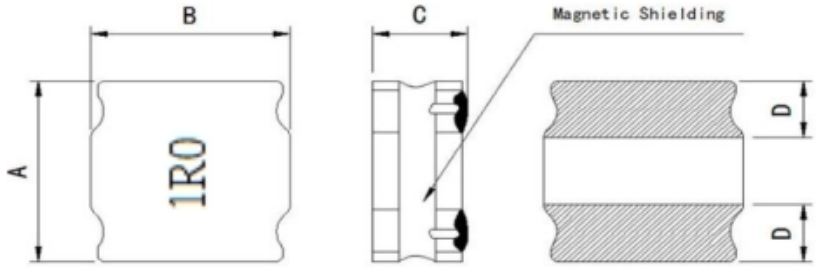

Recommended Pattern

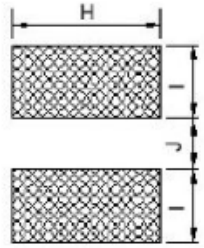

HMGN4018/4020/6028

Shape and Dimensions

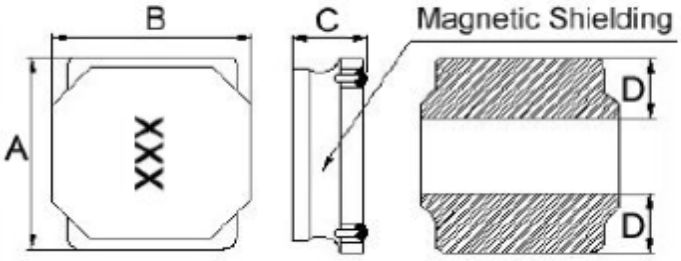

Recommended Pattern

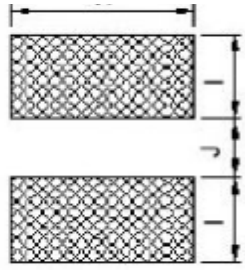

Dimensions in mm

TYPE	A	B	C	D	H	I	J
HMGN3010	3.0±0.2	3.0±0.2	$1.0^{+0.2}_{-0.3}$	0.75	2.5	1.0	1.0
HMGN3012	3.0±0.2	3.0±0.2	$1.2^{+0.2}_{-0.3}$	0.75	2.5	1.0	1.0
HMGN3015	3.0±0.2	3.0±0.2	$1.5^{+0.2}_{-0.3}$	0.9	2.5	1.0	1.0
HMGN4012	4.0±0.2	4.0±0.2	$1.2^{+0.2}_{-0.3}$	1.3	3.4	1.1	1.9
HMGN4018	4.0±0.2	4.0±0.2	$1.8^{+0.2}_{-0.3}$	1.3	3.7	1.2	1.6
HMGN4026	4.0±0.2	4.0±0.2	$2.6^{+0.2}_{-0.3}$	1.4	3.7	1.2	1.6
HMGN4030	4.0±0.2	4.0±0.2	3.0max	1.0	3.7	1.2	1.6

HMGN SERIES

HMGN6045

Shape and Dimensions

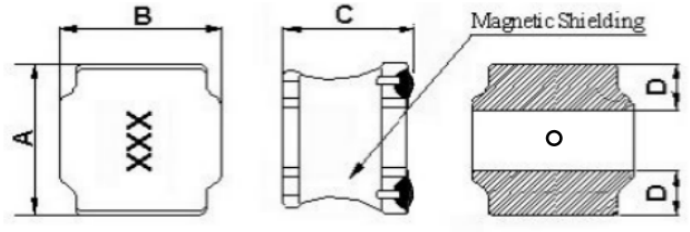

Recommended Pattern

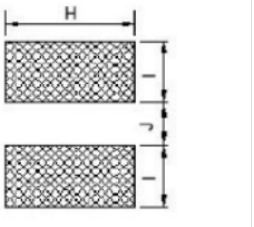

HMGN4030~80

Shape and Dimensions

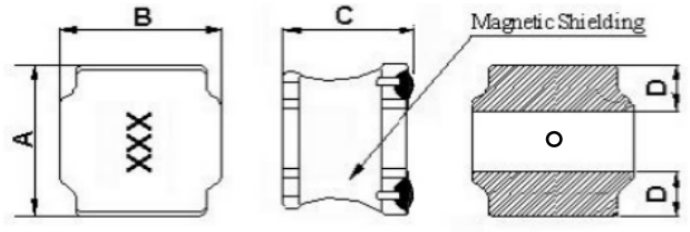

Recommended Pattern

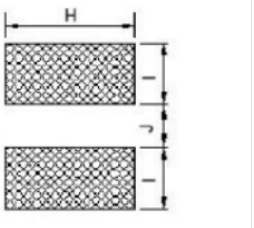

Dimensions in mm

TYPE	A	B	C	D	H	I	J
HMGN5020	5.0±0.2	5.0±0.2	$2.0^{+0.2}_{-0.3}$	1.80	4.00	2.00	2.10
HMGN5040	5.0±0.2	5.0±0.2	$4.0^{+0.2}_{-0.3}$	1.60	4.00	1.80	2.10
HMGN6020	6.0±0.2	6.0±0.2	$2.0^{+0.2}_{-0.3}$	1.60	5.70	1.80	2.90
HMGN6028	6.0±0.2	6.0±0.2	$2.8^{+0.2}_{-0.3}$	1.80	5.70	2.00	2.90
HMGN6045	6.0±0.2	6.0±0.2	$4.5^{+0.2}_{-0.3}$	1.80	5.70	2.00	2.90
HMGN8040	8.0±0.2	8.0±0.2	$4.0^{+0.2}_{-0.3}$	2.45	7.50	2.50	3.40

HMGN3010 series Standard Specifications

Part No.	Inductance (μH)	Test Freq.	DCR(mΩ) Max	Isat(A) Typ(Max)	Irms(A) Typ(Max)	Tolerance (±%)	No Marking
HMGN3010S41R0T50	1.0	100kHz,1V	85	2.10(1.40)	1.80(1.45)	30	
HMGN3010S41R2T50	1.2	100kHz,1V	85	1.70(1.25)	1.80(1.45)	30	
HMGN3010S41R5T50	1.5	100kHz,1V	104	1.70(1.27)	1.60(1.30)	30	
HMGN3010S42R2□50	2.2	100kHz,1V	143	1.50(1.15)	1.40(1.09)	20,30	
HMGN3010S42R7□50	2.7	100kHz,1V	169	1.20(1.00)	1.40(1.02)	20,30	
HMGN3010S43R3□50	3.3	100kHz,1V	189	1.20(0.97)	1.20(0.96)	20,30	
HMGN3010S43R6□50	3.6	100kHz,1V	215	1.20(0.95)	1.10(0.90)	20,30	
HMGN3010S44R7□50	4.7	100kHz,1V	293	1.05(0.75)	1.10(0.77)	20,30	
HMGN3010S45R6□50	5.6	100kHz,1V	322	0.65(0.58)	1.05(0.70)	20,30	
HMGN3010S46R8□50	6.8	100kHz,1V	397	0.72(0.55)	0.96(0.66)	20,30	
HMGN3010S48R2□50	8.2	100kHz,1V	520	0.70(0.55)	0.70(0.58)	20,30	
HMGN3010S4100□50	10.0	100kHz,1V	520	0.75(0.55)	0.70(0.58)	20,30	
HMGN3010S4120□50	12.0	100kHz,1V	657	0.65(0.43)	067(0.52)	20,30	
HMGN3010S4150□50	15.0	100kHz,1V	793	0.57(0.42)	0.57(0.47)	20,30	
HMGN3010S4220□50	22.0	100kHz,1V	1209	0.48(0.35)	0.52(0.38)	20,30	
HMGN3010S4270□50	27.0	100kHz,1V	1404	0.45(0.30)	0.50(0.35)	20,30	
HMGN3010S4330□50	33.0	100kHz,1V	2015	0.42(0.29)	0.55(0.30)	20,30	
HMGN3010S4390□50	39.0	100kHz,1V	2275	0.38(0.28)	0.53(0.28)	20,30	
HMGN3010S4430□50	43.0	100kHz,1V	2340	0.36(0.23)	0.52(0.27)	20,30	
HMGN3010S4470□50	47.0	100kHz,1V	2535	0.35(0.22)	0.52(0.26)	20,30	
HMGN3010S4510□50	51.0	100kHz,1V	2860	0.33(0.21)	0.48(0.25)	20,30	
HMGN3010S4560□50	56.0	100kHz,1V	3016	0.28(0.21)	0.35(0.24)	20,30	

NOTE: □-Tolerance M=±20% / T=±30%

1.Operating temperature range — 40℃ ~ 125℃ (Including self - temperature rise)

3.Isat for Inductance drop 30% from its value without current.

3.Irms for a 40℃ temprature rise from 25℃ ambient.

HMGN3012 series Standard Specifications

Part No.	Inductance (μH)	Test Freq.	DCR(mΩ) Max	Isat(A) Typ.(Max)	Irms(A) Typ.(Max)	Tolerance (±%)	No Marking
HMGN3012S4R22T50	0.22	100kHz,1V	22	6.00(5.30)	3.30(3.00)	30	
HMGN3012S4R82T50	0.82	100kHz,1V	39	2.80(2.05)	3.00(2.47)	30	
HMGN3012S41R0□50	1.00	100kHz,1V	52	2.80(1.87)	2.70(2.20)	30	
HMGN3012S41R2□50	1.20	100kHz,1V	59	2.50(2.22)	2.20(2.01)	30	
HMGN3012S41R5□50	1.50	100kHz,1V	59	1.92(1.62)	2.20(2.01)	30	
HMGN3012S41R8□50	1.80	100kHz,1V	82	1.90(1.30)	1.80(1.65)	30	
HMGN3012S42R2□50	2.20	100kHz,1V	98	1.90(1.20)	1.70(1.55)	20,30	
HMGN3012S42R4□50	2.40	100kHz,1V	88	1.50(1.15)	1.70(1.60)	20,30	
HMGN3012S42R7□50	2.70	100kHz,1V	110	1.50(1.14)	1.50(1.48)	20,30	
HMGN3012S43R3□50	3.30	100kHz,1V	130	1.52(1.05)	1.40(1.36)	20,30	
HMGN3012S43R6□50	3.60	100kHz,1V	130	1.52(1.05)	1.40(1.36)	20,30	
HMGN3012S43R9□50	3.90	100kHz,1V	189	1.30(1.00)	1.30(1.24)	20,30	
HMGN3012S44R7□50	4.70	100kHz,1V	156	1.00(0.90)	1.30(1.24)	20,30	
HMGN3012S46R8□50	6.80	100kHz,1V	247	0.90(0.75)	1.10(0.98)	20,30	
HMGN3012S4100□50	10.00	100kHz,1V	345	0.88(0.60)	0.90(0.83)	20,30	
HMGN3012S4120□50	12.00	100kHz,1V	449	0.67(0.48)	0.84(0.73)	20,30	
HMGN3012S4150□50	15.00	100kHz,1V	468	0.62(0.45)	0.77(0.71)	20,30	
HMGN3012S4180□50	18.00	100kHz,1V	709	0.59(0.43)	0.65(0.58)	20,30	
HMGN3012S4220□50	22.00	100kHz,1V	839	0.52(0.42)	0.59(0.53)	20,30	
HMGN3012S4270□50	27.00	100kHz,1V	1131	0.48(0.35)	0.51(0.47)	20,30	
HMGN3012S4330□50	33.00	100kHz,1V	1138	0.46(0.36)	0.50(0.46)	20,30	
HMGN3012S4360□50	36.00	100kHz,1V	1235	0.44(0.34)	0.48(0.44)	20,30	
HMGN3012S4390□50	39.00	100kHz,1V	1729	0.39(0.30)	0.41(0.37)	20,30	
HMGN3012S4470□50	47.00	100kHz,1V	1885	0.35(0.27)	0.40(0.35)	20,30	
HMGN3012S4560□50	56.00	100kHz,1V	1794	0.33(0.26)	0.40(0.28)	20,30	
HMGN3012S4680□50	68.00	100kHz,1V	2171	0.29(0.24)	0.37(0.33)	20,30	
HMGN3012S4820□50	82.00	100kHz,1V	3302	0.27(0.17)	0.31(0.27)	20,30	
HMGN3012S4101□50	100.00	100kHz,1V	3718	0.23(0.21)	0.29(0.25)	20,30	

NOTE: □-Tolerance M=±20% / T=±30%

1.Operating temperature range －40℃～125℃ (Including self - temperature rise)

3.Isat for Inductance drop 30% from its value without current.

3.Irms for a 40℃ temprature rise from 25℃ ambient.

HMGN3015 series Standard Specifications

Part No.	Inductance (μH)	Test Freq.	DCR(mΩ) Max	Isat(A) Typ.(Max)	Irms(A) Typ.(Max)	Tolerance (±%)	Marking
HMGN3015S4R50T50	0.50	100kHz,1V	39	4.20(3.90)	2.80(2.60)	30	R50
HMGN3015S41R0T50	1.00	100kHz,1V	39	2.80(2.32)	2.50(2.35)	30	1R0
HMGN3015S41R2T50	1.20	100kHz,1V	52	3.10(2.21)	2.30(1.95)	30	1R2
HMGN3015S41R5T50	1.50	100kHz,1V	65	2.70(2.30)	2.20(1.70)	30	1R5
HMGN3015S41R8T50	1.80	100kHz,1V	65	2.20(1.75)	2.20(1.70)	30	1R8
HMGN3015S42R2□50	2.20	100kHz,1V	78	2.00(1.60)	2.00(1.60)	20,30	2R2
HMGN3015S42R7□50	2.70	100kHz,1V	98	1.90(1.52)	1.90(1.43)	20,30	2R7
HMGN3015S43R3□50	3.30	100kHz,1V	104	1.81(1.32)	1.60(1.36)	20,30	3R3
HMGN3015S43R6□50	3.60	100kHz,1V	137	1.60(1.28)	1.50(1.20)	20,30	3R6
HMGN3015S43R9□50	3.90	100kHz,1V	137	1.40(1.20)	1.50(1.20)	20,30	3R9
HMGN3015S44R3□50	4.30	100kHz,1V	150	1.40(1.20)	1.30(1.14)	20,30	4R3
HMGN3015S44R7□50	4.70	100kHz,1V	163	1.40(1.10)	1.30(1.09)	20,30	4R7
HMGN3015S45R1□50	5.10	100kHz,1V	173	1.20(1.00)	1.20(1.05)	20,30	5R1
HMGN3015S46R2□50	6.20	100kHz,1V	254	1.20(1.00)	1.00(0.85)	20,30	6R2
HMGN3015S46R8□50	6.80	100kHz,1V	260	1.10(0.85)	1.10(0.85)	20,30	6R8
HMGN3015S4100□50	10.00	100kHz,1V	325	0.92(0.72)	0.90(0.77)	20,30	100
HMGN3015S4120□50	12.00	100kHz,1V	416	0.90(0.70)	0.89(0.68)	20,30	120
HMGN3015S4150□50	15.00	100kHz,1V	455	0.88(0.66)	0.72(0.65)	20,30	150
HMGN3015S4180□50	18.00	100kHz,1V	559	0.72(0.56)	0.72(0.59)	20,30	180
HMGN3015S4220□50	22.00	100kHz,1V	598	0.68(0.52)	0.69(0.57)	20,30	220
HMGN3015S4270□50	27.00	100kHz,1V	949	0.56(0.48)	0.56(0.45)	20,30	270
HMGN3015S4330□50	33.00	100kHz,1V	1066	0.53(0.44)	0.51(0.43)	20,30	330
HMGN3015S4390□50	39.00	100kHz,1V	1294	0.55(0.41)	0.44(0.39)	20,30	390
HMGN3015S4430□50	43.00	100kHz,1V	1378	0.43(0.37)	0.48(0.37)	20,30	430
HMGN3015S4470□50	47.00	100kHz,1V	1625	0.43(0.35)	0.44(0.35)	20,30	470
HMGN3015S4560□50	56.00	100kHz,1V	1664	0.42(0.33)	0.41(0.34)	20,30	560
HMGN3015S4620□50	62.00	100kHz,1V	2093	0.40(0.30)	0.41(0.30)	20,30	620
HMGN3015S4680□50	68.00	100kHz,1V	3510	0.37(0.28)	0.31(0.23)	20,30	680
HMGN3015S4101□50	100.00	100kHz,1V	4043	0.25(0.23)	0.25(0.21)	20,30	101
HMGN3015S4151□50	150.00	100kHz,1V	4940	0.22(0.18)	0.23(0.19)	20,30	151

NOTE: □-Tolerance M=±20% / T=±30%

1.Operating temperature range — 40℃ ~ 125℃ (Including self - temperature rise)

3.Isat for Inductance drop 30% from its value without current.

3.Irms for a 40℃ temprature rise from 25℃ ambient.

HMGN 4012 series Standard Specifications

Part No.	Inductance (μH)	Test Freq.	DCR(mΩ) Max	Isat(A) Typ.(Max)	Irms(A) Typ.(Max)	Tolerance (±%)	Marking
HMGN4012S4R82T50	0.82	100kHz,1V	65	3.30(3.02)	2.50(1.65)	20,30	R82
HMGN4012S41R0T50	1.00	100kHz,1V	65	3.20(2.61)	2.50(1.65)	20,30	1R0
HMGN4012S41R5T50	1.50	100kHz,1V	85	2.70(2.10)	2.20(1.46)	20,30	1R5
HMGN4012S41R8T50	1.80	100kHz,1V	104	2.60(2.12)	1.90(1.32)	20,30	1R8
HMGN4012S42R2□50	2.20	100kHz,1V	104	2.30(1.76)	1.90(1.32)	20,30	2R2
HMGN4012S42R7□50	2.70	100kHz,1V	117	2.30(1.90)	1.70(1.25)	20,30	2R7
HMGN4012S43R3□50	3.30	100kHz,1V	143	2.10(1.72)	1.60(1.12)	20,30	3R3
HMGN4012S43R6□50	3.60	100kHz,1V	143	1.70(1.20)	1.60(1.12)	20,30	3R6
HMGN4012S44R3□50	4.30	100kHz,1V	182	1.70(1.58)	1.50(1.00)	20,30	4R3
HMGN4012S44R7□50	4.70	100kHz,1V	163	1.80(1.15)	1.50(1.05)	20,30	4R7
HMGN4012S45R1□50	5.10	100kHz,1V	201	1.60(1.55)	1.50(0.95)	20,30	5R1
HMGN4012S45R6□50	5.60	100kHz,1V	182	1.60(1.00)	1.20(1.00)	20,30	5R6
HMGN4012S46R8□50	6.80	100kHz,1V	257	1.40(0.85)	1.20(0.84)	20,30	6R8
HMGN4012S4100□50	10.00	100kHz,1V	345	1.10(0.80)	1.00(0.77)	20,30	100
HMGN4012S4120□50	12.00	100kHz,1V	377	1.00(0.66)	0.95(0.70)	20,30	120
HMGN4012S4150□50	15.00	100kHz,1V	442	0.80(0.56)	0.85(0.64)	20,30	150
HMGN4012S4180□50	18.00	100kHz,1V	611	0.75(0.55)	0.80(0.55)	20,30	180
HMGN4012S4220□50	22.00	100kHz,1V	763	0.70(0.46)	0.75(0.49)	20,30	220
HMGN4012S4270□50	27.00	100kHz,1V	936	0.70(0.50)	0.60(0.45)	20,30	270
HMGN4012S4330□50	33.00	100kHz,1V	1053	0.60(0.42)	0.58(0.42)	20,30	330
HMGN4012S4360□50	36.00	100kHz,1V	1170	0.50(0.40)	0.56(0.40)	20,30	360
HMGN4012S4390□50	39.00	100kHz,1V	1430	0.66(0.55)	0.50(0.37)	20,30	390
HMGN4012S4470□50	47.00	100kHz,1V	1430	0.50(0.35)	0.50(0.37)	20,30	470
HMGN4012S4560□50	56.00	100kHz,1V	1625	0.45(0.33)	0.46(0.33)	20,30	560
HMGN4012S4680□50	68.00	100kHz,1V	2535	0.45(0.38)	0.45(0.27)	20,30	680
HMGN4012S4820□50	82.00	100kHz,1V	2782	0.40(0.28)	0.36(0.26)	20,30	820
HMGN4012S4101□50	100.00	100kHz,1V	2873	0.30(0.25)	0.35(0.25)	20,30	101

NOTE: □-Tolerance M=±20% / T=±30%

1.Operating temperature range －40℃～125℃ (Including self - temperature rise)

3.Isat for Inductance drop 30% from its value without current.

3.Irms for a 40℃ temprature rise from 25℃ ambient.

HMGN 4018 series Standard Specifications

Part No.	Inductance (μH)	Test Freq.	DCR(mΩ) Max	Isat(A) Typ.(Max)	Irms(A) Typ.(Max)	Tolerance (±%)	Marking
HMGN4018S3R47T50	0.47	100kHz,1V	18	5.20(4.30)	4.50(4.00)	30	R47
HMGN4018S3R68T50	0.68	100kHz,1V	26	5.60(4.90)	3.80(3.30)	30	R68
HMGN4018S31R0T50	1.00	100kHz,1V	33	5.20(4.80)	3.30(2.00)	30	1R0
HMGN4018S31R5T50	1.50	100kHz,1V	39	4.00(3.35)	3.20(1.80)	30	1R5
HMGN4018S31R8T50	1.80	100kHz,1V	44	3.40(3.00)	2.80(2.00)	30	1R8
HMGN4018S32R2□50	2.20	100kHz,1V	59	3.20(2.70)	2.60(1.65)	20,30	2R2
HMGN4018S33R3□50	3.30	100kHz,1V	91	2.90(2.45)	2.10(1.23)	20,30	3R3
HMGN4018S34R7□50	4.70	100kHz,1V	117	2.20(1.70)	1.80(1.20)	20,30	4R7
HMGN4018S36R8□50	6.80	100kHz,1V	143	2.00(1.45)	1.50(1.06)	20,30	6R8
HMGN4018S3100□50	10.0	100kHz,1V	234	1.60(1.30)	1.20(0.84)	20,30	100
HMGN4018S3150□50	15.0	100kHz,1V	325	1.10(0.94)	1.00(0.65)	20,30	150
HMGN4018S3220□50	22.0	100kHz,1V	468	0.88(0.80)	0.85(0.59)	20,30	220
HMGN4018S3330□50	33.0	100kHz,1V	689	0.75(0.56)	0.72(0.49)	20,30	330
HMGN4018S3470□50	47.0	100kHz,1V	845	0.70(0.57)	0.65(0.42)	20,30	470
HMGN4018S3680□50	68.0	100kHz,1V	1300	0.51(0.47)	0.52(0.32)	20,30	680
HMGN4018S3101□50	100	100kHz,1V	2275	0.44(0.40)	0.41(0.25)	20,30	101
HMGN4018S3151□50	150	100kHz,1V	3250	0.34(0.31)	0.36(0.22)	20,30	151
HMGN4018S3221□50	220	100kHz,1V	5200	0.30(0.27)	0.27(0.17)	20,30	221

NOTE: □-Tolerance M=±20% / T=±30%

1.Operating temperature range — 40℃～125℃ (Including self - temperature rise)

3.Isat for Inductance drop 30% from its value without current.

3.Irms for a 40℃ temprature rise from 25℃ ambient.

HMGN4020 series Standard Specifications

Part No.	Inductance (μH)	Test Freq.	DCR(mΩ) Max	Isat(A) Typ.(Max)	Irms(A) Typ.(Max)	Tolerance (±%)	Marking
HMGN4020S3R24T50	0.24	100kHz,1V	14	12.5(10.5)	5.20(4.50)	30	R24
HMGN4020S3R33T50	0.33	100kHz,1V	16	8.50(7.50)	4.90(3.30)	30	R33
HMGN4020S3R47T50	0.47	100kHz,1V	29	7.50(7.00)	3.70(3.30)	30	R47
HMGN4020S3R68T50	0.68	100kHz,1V	36	6.60(6.40)	3.30(2.80)	30	R68
HMGN4020S31R0T50	1.00	100kHz,1V	38	5.20(4.78)	3.20(2.15)	30	1R0
HMGN4020S31R2T50	1.20	100kHz,1V	38	5.60(5.10)	3.20(2.15)	30	1R2
HMGN4020S31R5T50	1.50	100kHz,1V	46	4.90(4.45)	3.00(1.98)	30	1R5
HMGN4020S32R2□50	2.20	100kHz,1V	52	3.70(3.40)	2.80(1.85)	20,30	2R2
HMGN4020S33R3□50	3.30	100kHz,1V	91	3.50(3.20)	2.50(1.40)	20,30	3R3
HMGN4020S33R6□50	3.60	100kHz,1V	72	3.00(2.80)	2.50(1.54)	20,30	3R6
HMGN4020S34R7□50	4.70	100kHz,1V	98	2.50(2.35)	2.00(1.34)	20,30	4R7
HMGN4020S35R1□50	5.10	100kHz,1V	111	2.50(2.30)	1.80(1.27)	20,30	5R1
HMGN4020S35R6□50	5.60	100kHz,1V	117	2.40(2.20)	1.80(1.22)	20,30	5R6
HMGN4020S36R2□50	6.20	100kHz,1V	150	2.30(2.15)	1.60(1.08)	20,30	6R2
HMGN4020S36R8□50	6.80	100kHz,1V	163	2.40(2.20)	1.60(1.04)	20,30	6R8
HMGN4020S37R5□50	7.50	100kHz,1V	150	2.00(1.85)	1.50(1.08)	20,30	7R5
HMGN4020S38R2□50	8.20	100kHz,1V	163	1.90(1.75)	1.40(1.04)	20,30	8R2
HMGN4020S3100□50	10.00	100kHz,1V	215	1.70(1.60)	1.20(0.90)	20,30	100
HMGN4020S3120□50	12.00	100kHz,1V	228	1.60(1.50)	1.20(0.88)	20,30	120
HMGN4020S3150□50	15.00	100kHz,1V	299	1.50(1.35)	1.10(0.77)	20,30	150
HMGN4020S3220□50	22.00	100kHz,1V	455	1.10(1.05)	0.87(0.62)	20,30	220
HMGN4020S3270□50	27.00	100kHz,1V	709	1.10(1.02)	0.70(0.50)	20,30	270
HMGN4020S3330□50	33.00	100kHz,1V	715	0.93(0.85)	0.68(0.49)	20,30	330
HMGN4020S3390□50	39.00	100kHz,1V	845	0.90(0.82)	0.64(0.46)	20,30	390
HMGN4020S3430□50	43.00	100kHz,1V	858	0.85(0.77)	0.63(0.45)	20,30	430
HMGN4020S3470□50	47.00	100kHz,1V	923	0.81(0.74)	0.61(0.44)	20,30	470
HMGN4020S3510□50	51.00	100kHz,1V	975	0.77(0.70)	0.59(0.42)	20,30	510
HMGN4020S3560□50	56.00	100kHz,1V	1040	0.72(0.66)	0.57(0.41)	20,30	560
HMGN4020S3620□50	62.00	100kHz,1V	1170	0.71(0.65)	0.52(0.39)	20,30	620
HMGN4020S3680□50	68.00	100kHz,1V	1380	0.67(0.61)	0.50(0.36)	20,30	680
HMGN4020S3750□50	75.00	100kHz,1V	1510	0.77(0.70)	0.49(0.35)	20,30	750
HMGN4020S3820□50	82.00	100kHz,1V	1520	0.55(0.50)	0.47(0.34)	20,30	820
HMGN4020S3101□50	100.00	100kHz,1V	2020	0.53(0.48)	0.43(0.31)	20,30	101
HMGN4020S3221□50	220.00	100kHz,1V	5460	0.40(0.30)	0.34(0.30)	20,30	221

NOTE: □-Tolerance M=±20% / T=±30%

1.Operating temperature range — 40℃～125℃ (Including self - temperature rise)

3.Isat for Inductance drop 30% from its value without current.

3.Irms for a 40℃ temprature rise from 25℃ ambient.

HMGN4030 series Standard Specifications

Part No.	Inductance (μH)	Test Freq.	DCR(mΩ) Max	Isat(A) Typ.(Max)	Irms(A) Typ.(Max)	Tolerance (±%)	Marking
HMGN4030S4R68T50	0.68	100kHz,1V	13	8.00(6.80)	5.10(4.56)	30	R68
HMGN4030S4R91T50	0.91	100kHz,1V	17	6.80(6.25)	4.70(4.15)	30	R91
HMGN4030S41R0T50	1.00	100kHz,1V	18	5.70(5.26)	4.70(4.15)	30	1R0
HMGN4030S41R2T50	1.20	100kHz,1V	20	6.30(5.80)	4.20(3.82)	30	1R2
HMGN4030S41R5T50	1.50	100kHz,1V	26	5.30(4.84)	3.60(3.34)	30	1R5
HMGN4030S41R8T50	1.80	100kHz,1V	33	5.00(4.50)	3.30(3.20)	30	1R8
HMGN4030S42R2T50	2.20	100kHz,1V	39	5.80(4.90)	3.20(2.95)	30	2R2
HMGN4030S43R3□50	3.30	100kHz,1V	52	3.60(3.30)	2.60(2.40)	20,30	3R3
HMGN4030S43R9□50	3.90	100kHz,1V	74	3.30(3.00)	2.30(2.10)	20,30	3R9
HMGN4030S44R3□50	4.30	100kHz,1V	72	3.20(2.95)	2.30(2.10)	20,30	4R3
HMGN4030S44R7□50	4.70	100kHz,1V	78	3.20(2.90)	2.30(2.00)	20,30	4R7
HMGN4030S45R6□50	5.60	100kHz,1V	85	2.80(2.60)	2.10(1.95)	20,30	5R6
HMGN4030S46R8□50	6.80	100kHz,1V	117	3.00(2.75)	1.70(1.60)	20,30	6R8
HMGN4030S47R5□50	7.50	100kHz,1V	111	2.40(2.20)	1.80(1.65)	20,30	7R5
HMGN4030S48R2□50	8.20	100kHz,1V	117	2.30(2.10)	1.70(1.60)	20,30	8R2
HMGN4030S4100□50	10.00	100kHz,1V	130	2.40(1.95)	1.60(1.50)	20,30	100
HMGN4030S4120□50	12.00	100kHz,1V	176	1.80(1.70)	1.40(1.30)	20,30	120
HMGN4030S4150□50	15.00	100kHz,1V	247	1.80(1.65)	1.20(1.11)	20,30	150
HMGN4030S4180□50	18.00	100kHz,1V	260	1.50(1.40)	1.20(1.10)	20,30	180
HMGN4030S4220□50	22.00	100kHz,1V	293	1.40(1.30)	1.20(1.00)	20,30	220
HMGN4030S4330□50	33.00	100kHz,1V	429	1.20(1.10)	0.92(0.84)	20,30	330
HMGN4030S4360□50	36.00	100kHz,1V	436	1.10(1.05)	0.91(0.83)	20,30	360
HMGN4030S4390□50	39.00	100kHz,1V	566	1.10(1.03)	0.80(0.73)	20,30	390
HMGN4030S4470□50	47.00	100kHz,1V	579	1.00(0.95)	0.80(0.72)	20,30	470
HMGN4030S4510□50	51.00	100kHz,1V	611	1.13(0.90)	0.80(0.70)	20,30	510
HMGN4030S4560□50	56.00	100kHz,1V	722	0.94(0.85)	0.71(0.65)	20,30	560
HMGN4030S4620□50	62.00	100kHz,1V	760	0.99(0.80)	0.70(0.63)	20,30	620
HMGN4030S4680□50	68.00	100kHz,1V	1128	0.80(0.72)	0.57(0.52)	20,30	680
HMGN4030S4750□50	75.00	100kHz,1V	1326	0.88(0.70)	0.53(0.48)	20,30	750
HMGN4030S4820□50	82.00	100kHz,1V	1378	0.72(0.66)	0.52(0.47)	20,30	820
HMGN4030S4910□50	91.00	100kHz,1V	1430	0.71(0.65)	0.50(0.46)	20,30	910
HMGN4030S4101□50	100.00	100kHz,1V	1495	0.73(0.60)	0.49(0.45)	20,30	101
HMGN4030S4121□50	120.00	100kHz,1V	1755	0.60(0.55)	0.46(0.42)	20,30	121
HMGN4030S4151□50	150.00	100kHz,1V	2340	0.55(0.50)	0.35(0.30)	20,30	151
HMGN4030S4471□50	470.00	100kHz,1V	9360	0.35(0.30)	0.23(0.20)	20,30	471
HMGN4030S4501□50	500.00	100kHz,1V	9027	0.30(0.28)	0.20(0.15)	20,30	501
HMGN4030S4681□50	680.00	100kHz,1V	9854	0.20(0.19)	0.18(0.14)	20,30	681

NOTE: □-Tolerance M=±20% / T=±30%

1.Operating temperature range — 40℃ ~ 125℃ (Including self - temperature rise)

3.Isat for Inductance drop 30% from its value without current.

3.Irms for a 40℃ temprature rise from 25℃ ambient.

HMGN5020 series Standard Specifications

Part No.	Inductance (μH)	Test Freq.	DCR(mΩ) Max	Isat(A) Typ.(Max)	Irms(A) Typ.(Max)	Tolerance (±%)	Marking
HMGN5020S4R22T50	0.22	100kHz,1V	11	12.0(9.00)	6.00(5.30)	30	R22
HMGN5020S4R24T50	0.24	100kHz,1V	11	10.0(8.00)	6.00(5.30)	30	R24
HMGN5020S4R47T50	0.47	100kHz,1V	17	6.70(6.15)	5.00(4.60)	30	R47
HMGN5020S4R56T50	0.56	100kHz,1V	22	9.60(8.50)	4.20(3.80)	30	R56
HMGN5020S4R68T50	0.68	100kHz,1V	22	6.00(5.50)	4.40(4.00)	30	R68
HMGN5020S4R75T50	0.75	100kHz,1V	22	6.00(5.50)	4.40(4.00)	30	R75
HMGN5020S41R0T50	1.00	100kHz,1V	26	5.00(4.10)	4.10(3.80)	30	1R0
HMGN5020S41R2T50	1.20	100kHz,1V	29	4.90(4.50)	3.90(3.55)	30	1R2
HMGN5020S41R5□50	1.50	100kHz,1V	34	4.50(4.10)	3.50(3.20)	20,30	1R5
HMGN5020S42R2□50	2.20	100kHz,1V	42	4.00(3.20)	3.10(2.90)	20,30	2R2
HMGN5020S42R7□50	2.70	100kHz,1V	49	3.50(2.90)	2.90(2.70)	20,30	2R7
HMGN5020S43R0□50	3.00	100kHz,1V	49	2.80(2.55)	2.90(2.70)	20,30	3R0
HMGN5020S43R3□50	3.30	100kHz,1V	56	3.00(2.55)	2.70(2.50)	20,30	3R3
HMGN5020S43R6□50	3.60	100kHz,1V	56	3.00(2.80)	2.70(2.50)	20,30	3R6
HMGN5020S43R9□50	3.90	100kHz,1V	56	2.80(2.30)	2.70(2.50)	20,30	3R9
HMGN5020S44R3□50	4.30	100kHz,1V	74	3.00(2.50)	2.40(2.20)	20,30	4R3
HMGN5020S44R7□50	4.70	100kHz,1V	74	2.70(2.50)	2.40(2.20)	20,30	4R7
HMGN5020S45R1□50	5.10	100kHz,1V	83	2.60(2.25)	2.20(2.05)	20,30	5R1
HMGN5020S45R6□50	5.60	100kHz,1V	83	2.50(2.30)	2.20(2.05)	20,30	5R6
HMGN5020S46R8□50	6.80	100kHz,1V	108	2.20(2.05)	1.90(1.80)	20,30	6R8
HMGN5020S47R5□50	7.50	100kHz,1V	117	2.00(1.85)	1.90(1.75)	20,30	7R5
HMGN5020S48R2□50	8.20	100kHz,1V	127	2.00(1.85)	1.80(1.65)	20,30	8R2
HMGN5020S49R1□50	9.10	100kHz,1V	143	1.80(1.70)	1.70(1.55)	20,30	9R1
HMGN5020S4100□50	10.00	100kHz,1V	143	1.80(1.70)	1.70(1.55)	20,30	100
HMGN5020S4120□50	12.00	100kHz,1V	182	1.60(1.50)	1.50(1.40)	20,30	120
HMGN5020S4150□50	15.00	100kHz,1V	215	1.40(1.35)	1.30(1.25)	20,30	150
HMGN5020S4180□50	18.00	100kHz,1V	260	1.30(1.25)	1.20(1.15)	20,30	180
HMGN5020S4220□50	22.00	100kHz,1V	294	1.20(1.15)	1.20(1.10)	20,30	220
HMGN5020S4330□50	33.00	100kHz,1V	507	1.00(0.92)	0.99(0.90)	20,30	330
HMGN5020S4470□50	47.00	100kHz,1V	680	0.84(0.77)	0.84(0.77)	20,30	470
HMGN5020S4560□50	56.00	100kHz,1V	819	0.84(0.77)	0.77(0.70)	20,30	560
HMGN5020S4680□50	68.00	100kHz,1V	962	0.70(0.65)	0.70(0.64)	20,30	680
HMGN5020S4820□50	82.00	100kHz,1V	1158	0.75(0.65)	0.60(0.50)	20,30	820
HMGN5020S4101□50	100.00	100kHz,1V	1430	0.58(0.53)	0.58(0.53)	20,30	101
HMGN5020S4121□50	120.00	100kHz,1V	1755	0.53(0.42)	0.50(0.40)	20,30	121
HMGN5020S4201□50	200.00	100kHz,1V	2600	0.33(0.30)	0.45(0.40)	20,30	201

NOTE: □-Tolerance M=±20% / T=±30%

1.Operating temperature range －40℃～125℃ (Including self - temperature rise)

3.Isat for Inductance drop 30% from its value without current.

3.Irms for a 40℃ temprature rise from 25℃ ambient.

HMGN5040 series Standard Specifications

Part No.	Inductance (μH)	Test Freq.	DCR(mΩ) Max	Isat(A) Typ.(Max)	Irms(A) Typ.(Max)	Tolerance (±%)	Marking
HMGN5040S4R22T50	0.22	100kHz,1V	8	20.0(18.0)	7.50(6.50)	30	R22
HMGN5040S4R24T50	0.24	100kHz,1V	8	18.0(15.7)	7.40(6.40)	30	R24
HMGN5040S4R47T50	0.47	100kHz,1V	9	11.5(10.0)	7.60(6.60)	30	R47
HMGN5040S41R0T50	1.00	100kHz,1V	16	8.20(7.35)	5.10(4.90)	30	1R0
HMGN5040S41R2T50	1.20	100kHz,1V	21	7.10(6.50)	4.30(4.15)	30	1R2
HMGN5040S41R5T50	1.50	100kHz,1V	20	7.30(6.30)	4.80(4.30)	30	1R5
HMGN5040S41R8T50	1.80	100kHz,1V	21	6.40(5.50)	4.30(4.15)	30	1R8
HMGN5040S42R2□50	2.20	100kHz,1V	25	5.60(4.90)	4.30(3.80)	20,30	2R2
HMGN5040S42R7□50	2.70	100kHz,1V	29	5.10(4.30)	4.10(3.60)	20,30	2R7
HMGN5040S43R0□50	3.00	100kHz,1V	29	4.80(4.15)	4.20(3.60)	20,30	3R0
HMGN5040S43R3□50	3.30	100kHz,1V	31	4.60(3.95)	3.90(3.40)	20,30	3R3
HMGN5040S43R6□50	3.60	100kHz,1V	31	4.40(3.80)	3.70(3.30)	20,30	3R6
HMGN5040S43R9□50	3.90	100kHz,1V	35	4.20(3.55)	3.70(3.20)	20,30	3R9
HMGN5040S44R7□50	4.70	100kHz,1V	39	3.90(3.50)	3.30(3.00)	20,30	4R7
HMGN5040S45R6□50	5.60	100kHz,1V	46	4.10(3.00)	3.10(2.80)	20,30	5R6
HMGN5040S46R8□50	6.80	100kHz,1V	56	3.50(2.90)	2.80(2.50)	20,30	6R8
HMGN5040S48R2□50	8.20	100kHz,1V	62	3.00(2.70)	2.60(2.30)	20,30	8R2
HMGN5040S4100□50	10.00	100kHz,1V	83	2.90(2.35)	2.40(2.10)	20,30	100
HMGN5040S4120□50	12.00	100kHz,1V	100	2.50(2.20)	2.10(2.00)	20,30	120
HMGN5040S4150□50	15.00	100kHz,1V	112	2.30(2.00)	2.10(2.00)	20,30	150
HMGN5040S4180□50	18.00	100kHz,1V	155	2.00(1.70)	1.65(1.45)	20,30	180
HMGN5040S4220□50	22.00	100kHz,1V	168	1.90(1.60)	1.60(1.50)	20,30	220
HMGN5040S4270□50	27.00	100kHz,1V	244	1.75(1.52)	1.25(1.10)	20,30	270
HMGN5040S4330□50	33.00	100kHz,1V	244	1.50(1.30)	1.40(1.20)	20,30	330
HMGN5040S4470□50	47.00	100kHz,1V	354	1.30(1.10)	1.10(1.00)	20,30	470
HMGN5040S4510□50	51.00	100kHz,1V	494	1.20(1.00)	1.10(1.00)	20,30	510
HMGN5040S4560□50	56.00	100kHz,1V	494	1.20(1.05)	0.90(0.80)	20,30	560
HMGN5040S4680□50	68.00	100kHz,1V	520	1.10(0.90)	0.90(0.80)	20,30	680
HMGN5040S4750□50	75.00	100kHz,1V	585	0.95(0.85)	0.80(0.72)	20,30	750
HMGN5040S4101□50	100.00	100kHz,1V	728	0.90(0.75)	0.80(0.70)	20,30	101
HMGN5040S4151□50	150.00	100kHz,1V	975	0.67(0.65)	0.70(0.60)	20,30	151
HMGN5040S4221□50	221.00	100kHz,1V	1820	0.55(0.48)	0.50(0.40)	20,30	221
HMGN5040S4301□50	300.00	100kHz,1V	2600	0.58(0.50)	0.40(0.35)	20,30	301
HMGN5040S4331□50	330.00	100kHz,1V	2730	0.47(0.42)	0.50(0.40)	20,30	331
HMGN5040S4471□50	470.00	100kHz,1V	3900	0.43(0.37)	0.40(0.35)	20,30	471
HMGN5040S4561□50	560.00	100kHz,1V	4920	0.36(0.31)	0.35(0.31)	20,30	561
HMGN5040S4681□50	680.00	100kHz,1V	5070	0.35(0.30)	0.30(0.25)	20,30	681

NOTE: □-Tolerance M=±20% / T=±30%

1.Operating temperature range — 40℃～125℃ (Including self - temperature rise)

3.Isat for Inductance drop 30% from its value without current.

3.Irms for a 40℃ temprature rise from 25℃ ambient.

HMGN6020 series Standard Specifications

Part No.	Inductance (μH)	Test Freq.	DCR(mΩ) Max	Isat(A) Typ.(Max)	Irms(A) Typ.(Max)	Tolerance (±%)	Marking
HMGN6020S4R50T50	0.50	100kHz,1V	18	6.00(4.50)	5.00(4.00)	30	R50
HMGN6020S4R68T50	0.68	100kHz,1V	22	7.80(6.55)	4.80(3.80)	30	R68
HMGN6020S4R82T50	0.82	100kHz,1V	22	6.30(5.30)	4.80(3.80)	30	R82
HMGN6020S41R0T50	1.00	100kHz,1V	26	5.00(4.15)	4.40(3.50)	30	1R0
HMGN6020S41R2T50	1.20	100kHz,1V	29	7.00(5.90)	4.00(3.20)	30	1R2
HMGN6020S41R5T50	1.50	100kHz,1V	29	5.10(4.25)	4.00(3.20)	30	1R5
HMGN6020S41R8T50	1.80	100kHz,1V	36	5.80(4.85)	3.50(2.75)	30	1R8
HMGN6020S42R0□50	2.00	100kHz,1V	46	4.90(4.10)	3.30(2.60)	20,30	2R0
HMGN6020S42R2□50	2.20	100kHz,1V	36	4.50(3.75)	3.50(2.75)	20,30	2R2
HMGN6020S42R7□50	2.70	100kHz,1V	46	4.60(3.90)	3.30(2.60)	20,30	2R7
HMGN6020S43R3□50	3.30	100kHz,1V	46	3.70(3.15)	3.30(2.60)	20,30	3R3
HMGN6020S43R9□50	3.90	100kHz,1V	64	3.90(3.25)	2.60(2.10)	20,30	3R9
HMGN6020S44R3□50	4.30	100kHz,1V	64	3.20(2.70)	2.60(2.10)	20,30	4R3
HMGN6020S44R7□50	4.70	100kHz,1V	75	3.60(3.00)	2.50(2.00)	20,30	4R7
HMGN6020S45R6□50	5.60	100kHz,1V	75	2.90(2.40)	2.40(1.90)	20,30	5R6
HMGN6020S46R2□50	6.20	100kHz,1V	103	2.70(2.30)	2.30(1.80)	20,30	6R2
HMGN6020S46R8□50	6.80	100kHz,1V	103	2.60(2.20)	2.30(1.80)	20,30	6R8
HMGN6020S48R2□50	8.20	100kHz,1V	137	2.50(2.10)	1.80(1.40)	20,30	8R2
HMGN6020S4100□50	10.00	100kHz,1V	137	2.10(1.75)	1.80(1.40)	20,30	100
HMGN6020S4120□50	12.00	100kHz,1V	156	1.70(1.45)	1.60(1.30)	20,30	120
HMGN6020S4150□50	15.00	100kHz,1V	189	1.40(1.20)	1.50(1.20)	20,30	150
HMGN6020S4180□50	18.00	100kHz,1V	234	1.40(1.20)	1.40(1.08)	20,30	180
HMGN6020S4220□50	22.00	100kHz,1V	265	1.20(1.05)	1.30(1.00)	20,30	220
HMGN6020S4330□50	33.00	100kHz,1V	390	1.10(0.95)	1.05(0.84)	20,30	330
HMGN6020S4470□50	47.00	100kHz,1V	559	0.90(0.70)	0.90(0.80)	20,30	470
HMGN6020S4331□50	330.00	100kHz,1V	3419	0.33(0.27)	0.39(0.33)	20,30	331

NOTE: □-Tolerance M=±20% / T=±30%

1.Operating temperature range — 40℃ ~ 125℃ (Including self - temperature rise)

3.Isat for Inductance drop 30% from its value without current.

3.Irms for a 40℃ temprature rise from 25℃ ambient.

HMGN6028 series Standard Specifications

Part No.	Inductance (μH)	Test Freq.	DCR(mΩ) Max	Isat(A) Typ.(Max)	Irms(A) Typ.(Max)	Tolerance (±%)	Marking
HMGN6028S3R82T50	0.82	100kHz,1V	16	9.00(6.50)	6.00(5.20)	30	R82
HMGN6028S31R0T50	1.00	100kHz,1V	13	7.00(5.75)	5.70(5.20)	30	1R0
HMGN6028S31R2T50	1.20	100kHz,1V	17	7.50(6.40)	5.00(4.58)	30	1R2
HMGN6028S31R5T50	1.50	100kHz,1V	17	6.60(6.00)	5.00(4.58)	30	1R5
HMGN6028S32R2□50	2.20	100kHz,1V	26	5.60(5.10)	4.10(3.75)	20,30	2R2
HMGN6028S32R7□50	2.70	100kHz,1V	26	4.10(3.80)	4.10(3.75)	20,30	2R7
HMGN6028S33R3□50	3.30	100kHz,1V	33	4.50(4.15)	3.80(3.48)	20,30	3R3
HMGN6028S34R7□50	4.70	100kHz,1V	39	3.30(3.00)	3.40(3.08)	20,30	4R7
HMGN6028S35R1□50	5.10	100kHz,1V	56	3.50(3.20)	2.80(2.60)	20,30	5R1
HMGN6028S36R2□50	6.20	100kHz,1V	61	3.30(3.05)	2.60(2.40)	20,30	6R2
HMGN6028S36R8□50	6.80	100kHz,1V	61	3.00(2.60)	2.60(2.40)	20,30	6R8
HMGN6028S38R2□50	8.20	100kHz,1V	72	2.50(2.30)	2.50(2.25)	20,30	8R2
HMGN6028S39R1□50	9.10	100kHz,1V	96	2.80(2.55)	2.40(2.15)	20,30	9R1
HMGN6028S3100□50	10.00	100kHz,1V	94	2.50(2.04)	2.40(1.95)	20,30	100
HMGN6028S3120□50	12.00	100kHz,1V	104	2.00(1.80)	2.00(1.85)	20,30	120
HMGN6028S3150□50	15.00	100kHz,1V	163	1.90(1.75)	1.60(1.45)	20,30	150
HMGN6028S3180□50	18.00	100kHz,1V	156	1.80(1.52)	1.60(1.45)	20,30	180
HMGN6028S3220□50	22.00	100kHz,1V	182	1.80(1.45)	1.60(1.40)	20,30	220
HMGN6028S3270□50	27.00	100kHz,1V	202	1.60(1.50)	1.40(1.32)	20,30	270
HMGN6028S3330□50	33.00	100kHz,1V	241	1.50(1.35)	1.30(1.22)	20,30	330
HMGN6028S3360□50	36.00	100kHz,1V	280	1.40(1.25)	1.20(1.13)	20,30	360
HMGN6028S3390□50	39.00	100kHz,1V	293	1.40(1.25)	1.20(1.10)	20,30	390
HMGN6028S3470□50	47.00	100kHz,1V	410	1.30(1.15)	1.10(1.06)	20,30	470
HMGN6028S3560□50	56.00	100kHz,1V	449	1.20(1.05)	1.00(0.89)	20,30	560
HMGN6028S3680□50	68.00	100kHz,1V	468	0.95(0.80)	0.95(0.86)	20,30	680
HMGN6028S3750□50	75.00	100kHz,1V	533	0.99(0.90)	0.90(0.81)	20,30	750
HMGN6028S3820□50	82.00	100kHz,1V	650	0.88(0.80)	0.77(0.70)	20,30	820
HMGN6028S3101□50	100.00	100kHz,1V	650	0.71(0.65)	0.77(0.70)	20,30	101
HMGN6028S3401□50	400.00	100kHz,1V	2808	0.33(0.30)	0.45(0.40)	20,30	401

NOTE: □-Tolerance M=±20% / T=±30%

1.Operating temperature range －40℃～125℃ (Including self - temperature rise)

3.Isat for Inductance drop 30% from its value without current.

3.Irms for a 40℃ temprature rise from 25℃ ambient.

HMGN6045 series Standard Specifications

Part No.	Inductance (μH)	Test Freq.	DCR(mΩ) Max	Isat(A) Typ.(Max)	Irms(A) Typ.(Max)	Tolerance (±%)	Marking
HMGN6045S4R47T50	0.47	100kHz,1V	8	16.5(15.0)	6.60(6.50)	30	R47
HMGN6045S4R56T50	0.56	100kHz,1V	8	15.0(14.0)	6.60(6.50)	30	R56
HMGN6045S4R68T50	0.68	100kHz,1V	8	12.0(11.0)	6.50(5.70)	30	R68
HMGN6045S4R82T50	0.82	100kHz,1V	10	11.0(10.35)	6.50(5.90)	30	R82
HMGN6045S41R0T50	1.00	100kHz,1V	14	10.0(9.85)	5.60(5.14)	30	1R0
HMGN6045S41R2T50	1.20	100kHz,1V	13	9.10(8.35)	5.90(5.40)	30	1R2
HMGN6045S41R3T50	1.30	100kHz,1V	13	9.10(8.35)	5.90(5.40)	30	1R3
HMGN6045S41R5T50	1.50	100kHz,1V	16	9.70(8.80)	5.40(4.95)	30	1R5
HMGN6045S41R8T50	1.80	100kHz,1V	16	8.40(7.60)	5.40(4.95)	30	1R8
HMGN6045S42R2□50	2.20	100kHz,1V	18	7.40(6.75)	5.00(4.60)	20,30	2R2
HMGN6045S42R3□50	2.30	100kHz,1V	27	6.60(6.00)	3.80(3.50)	20,30	2R3
HMGN6045S42R7□50	2.70	100kHz,1V	20	6.30(5.75)	4.70(4.30)	20,30	2R7
HMGN6045S43R0□50	3.00	100kHz,1V	26	6.20(5.60)	4.20(3.80)	20,30	3R0
HMGN6045S43R3□50	3.30	100kHz,1V	27	6.20(5.90)	4.00(3.70)	20,30	3R3
HMGN6045S43R6□50	3.60	100kHz,1V	27	5.70(5.25)	4.00(3.70)	20,30	3R6
HMGN6045S44R3□50	4.30	100kHz,1V	30	4.90(4.45)	3.80(3.50)	20,30	4R3
HMGN6045S44R5□50	4.50	100kHz,1V	34	5.50(4.97)	3.60(3.30)	20,30	4R5
HMGN6045S44R7□50	4.70	100kHz,1V	34	5.50(4.97)	3.60(3.30)	20,30	4R7
HMGN6045S45R1□50	5.10	100kHz,1V	34	4.80(4.40)	3.60(3.30)	20,30	5R1
HMGN6045S45R6□50	5.60	100kHz,1V	38	4.60(4.15)	3.40(3.15)	20,30	5R6
HMGN6045S46R2□50	6.20	100kHz,1V	40	4.80(4.43)	3.30(3.00)	20,30	6R2
HMGN6045S46R3□50	6.30	100kHz,1V	40	4.70(4.43)	3.30(3.00)	20,30	6R3
HMGN6045S46R8□50	6.80	100kHz,1V	40	4.30(3.90)	3.30(3.00)	20,30	6R8
HMGN6045S47R5□50	7.50	100kHz,1V	44	3.80(3.50)	3.20(2.90)	20,30	7R5
HMGN6045S48R2□50	8.20	100kHz,1V	56	4.30(3.90)	2.80(2.60)	20,30	8R2
HMGN6045S49R1□50	9.10	100kHz,1V	56	3.70(3.35)	2.80(2.60)	20,30	9R1
HMGN6045S4100□50	10.00	100kHz,1V	62	3.50(3.20)	2.70(2.45)	20,30	100
HMGN6045S4120□50	12.00	100kHz,1V	75	3.00(2.80)	2.40(2.20)	20,30	120
HMGN6045S4150□50	15.00	100kHz,1V	88	2.70(2.50)	2.20(2.05)	20,30	150
HMGN6045S4180□50	18.00	100kHz,1V	105	2.40(2.20)	2.00(1.85)	20,30	180
HMGN6045S4220□50	22.00	100kHz,1V	116	2.20(2.05)	2.00(1.80)	20,30	220
HMGN6045S4270□50	27.00	100kHz,1V	133	2.10(1.90)	1.80(1.65)	20,30	270
HMGN6045S4300□50	30.00	100kHz,1V	172	1.80(1.70)	1.60(1.50)	20,30	300
HMGN6045S4330□50	33.00	100kHz,1V	178	1.80(1.65)	1.60(1.45)	20,30	330
HMGN6045S4360□50	36.00	100kHz,1V	225	1.80(1.62)	1.50(1.40)	20,30	360
HMGN6045S4390□50	39.00	100kHz,1V	234	1.60(1.50)	1.40(1.25)	20,30	390
HMGN6045S4430□50	43.00	100kHz,1V	260	1.80(1.63)	1.30(1.20)	20,30	430
HMGN6045S4470□50	47.00	100kHz,1V	260	1.50(1.40)	1.30(1.20)	20,30	470
HMGN6045S4510□50	51.00	100kHz,1V	269	1.50(1.35)	1.20(1.15)	20,30	510
HMGN6045S4560□50	56.00	100kHz,1V	287	1.40(1.30)	1.20(1.10)	20,30	560
HMGN6045S4620□50	62.00	100kHz,1V	306	1.40(1.25)	1.20(1.10)	20,30	620
HMGN6045S4680□50	68.00	100kHz,1V	376	1.30(1.20)	1.10(1.00)	20,30	680
HMGN6045S4750□50	75.00	100kHz,1V	397	1.20(1.15)	1.00(0.95)	20,30	750
HMGN6045S4820□50	82.00	100kHz,1V	443	1.10(1.05)	0.99(0.90)	20,30	820
HMGN6045S4910□50	91.00	100kHz,1V	467	1.10(1.00)	0.94(0.85)	20,30	910
HMGN6045S4101□50	100.00	100kHz,1V	563	1.00(0.95)	0.88(0.80)	20,30	101
HMGN6045S4121□50	120.00	100kHz,1V	629	0.94(0.85)	0.85(0.77)	20,30	121
HMGN6045S4151□50	150.00	100kHz,1V	754	0.88(0.80)	0.77(0.70)	20,30	151
HMGN6045S4221□50	220.00	100kHz,1V	1084	0.77(0.70)	0.65(0.59)	20,30	221
HMGN6045S4331□50	330.00	100kHz,1V	1651	0.63(0.57)	0.63(0.57)	20,30	331
HMGN6045S4471□50	470.00	100kHz,1V	2340	0.56(0.50)	0.48(0.42)	20,30	471
HMGN6045S4681□50	680.00	100kHz,1V	3250	0.46(0.42)	0.38(0.33)	20,30	681

NOTE: □-Tolerance M=±20% / T=±30%

1.Operating temperature range — 40℃ ~ 125℃ (Including self - temperature rise)

3.Isat for Inductance drop 30% from its value without current.

3.Irms for a 40℃ temprature rise from 25℃ ambient.

HMGN8040series Standard Specifications

Part No.	Inductance (μH)	Test Freq.	DCR(mΩ) Max	Isat(A) Typ.(Max)	Irms(A) Typ.(Max)	Tolerance (±%)	Marking
HMGN8040S4R82T50	0.82	100kHz,1V	10	16.0(13.8)	6.90(6.30)	30	R82
HMGN8040S41R0T50	1.00	100kHz,1V	10	14.0(9.85)	6.90(6.30)	30	1R0
HMGN8040S41R2T50	1.20	100kHz,1V	13	14.0(10.0)	6.20(5.65)	30	1R2
HMGN8040S41R5T50	1.50	100kHz,1V	13	11.0(8.15)	6.20(5.65)	30	1R5
HMGN8040S42R0□50	2.00	100kHz,1V	16	10.0(9.25)	5.60(5.15)	20,30	2R0
HMGN8040S42R2□50	2.20	100kHz,1V	16	8.00(7.10)	5.60(5.15)	20,30	2R2
HMGN8040S43R0□50	3.00	100kHz,1V	18	7.00(6.10)	5.20(4.70)	20,30	3R0
HMGN8040S43R3□50	3.30	100kHz,1V	22	7.00(6.50)	4.80(4.40)	20,30	3R3
HMGN8040S43R6□50	3.60	100kHz,1V	22	8.50(7.52)	4.80(4.35)	20,30	3R6
HMGN8040S43R9□50	3.90	100kHz,1V	22	6.50(5.75)	4.80(4.35)	20,30	3R9
HMGN8040S44R7□50	4.70	100kHz,1V	25	6.50(5.90)	4.50(4.10)	20,30	4R7
HMGN8040S45R1□50	5.10	100kHz,1V	25	5.40(4.70)	4.40(4.05)	20,30	5R1
HMGN8040S45R6□50	5.60	100kHz,1V	27	6.90(6.00)	4.20(3.85)	20,30	5R6
HMGN8040S46R2□50	6.20	100kHz,1V	27	5.10(4.45)	4.20(3.85)	20,30	6R2
HMGN8040S46R8□50	6.80	100kHz,1V	31	5.20(4.55)	4.00(3.60)	20,30	6R8
HMGN8040S48R2□50	8.20	100kHz,1V	34	4.80(4.20)	3.80(3.45)	20,30	8R2
HMGN8040S4100□50	10.00	100kHz,1V	38	4.10(3.60)	3.60(3.30)	20,30	100
HMGN8040S4120□50	12.00	100kHz,1V	53	4.00(3.50)	3.00(2.80)	20,30	120
HMGN8040S4150□50	15.00	100kHz,1V	61	3.40(2.95)	2.80(2.60)	20,30	150
HMGN8040S4180□50	18.00	100kHz,1V	69	3.10(2.70)	2.60(2.40)	20,30	180
HMGN8040S4220□50	22.00	100kHz,1V	90	2.70(2.40)	2.30(2.10)	20,30	220
HMGN8040S4270□50	27.00	100kHz,1V	101	2.50(2.15)	2.20(2.00)	20,30	270
HMGN8040S4330□50	33.00	100kHz,1V	126	2.40(2.05)	2.00(1.80)	20,30	330
HMGN8040S4360□50	36.00	100kHz,1V	133	2.30(2.00)	1.90(1.75)	20,30	360
HMGN8040S4390□50	39.00	100kHz,1V	139	2.20(1.95)	1.90(1.70)	20,30	390
HMGN8040S4430□50	43.00	100kHz,1V	147	2.20(1.90)	1.80(1.65)	20,30	430
HMGN8040S4470□50	47.00	100kHz,1V	177	2.00(1.75)	1.70(1.55)	20,30	470
HMGN8040S4510□50	51.00	100kHz,1V	185	1.90(1.70)	1.60(1.50)	20,30	510
HMGN8040S4560□50	56.00	100kHz,1V	192	1.70(1.55)	1.60(1.45)	20,30	560
HMGN8040S4620□50	62.00	100kHz,1V	237	1.60(1.50)	1.40(1.30)	20,30	620
HMGN8040S4680□50	68.00	100kHz,1V	255	1.60(1.45)	1.40(1.25)	20,30	680
HMGN8040S4750□50	75.00	100kHz,1V	274	1.50(1.35)	1.30(1.20)	20,30	750
HMGN8040S4820□50	82.00	100kHz,1V	293	1.40(1.30)	1.20(1.15)	20,30	820
HMGN8040S4910□50	91.00	100kHz,1V	354	1.30(1.20)	1.10(1.05)	20,30	910
HMGN8040S4101□50	100.00	100kHz,1V	377	1.30(1.15)	1.10(1.00)	20,30	101
HMGN8040S4121□50	120.00	100kHz,1V	434	1.10(1.05)	1.00(0.95)	20,30	121
HMGN8040S4151□50	150.00	100kHz,1V	533	1.20(1.10)	0.94(0.85)	20,30	151
HMGN8040S4181□50	180.00	100kHz,1V	676	1.15(0.95)	0.92(0.83)	20,30	181
HMGN8040S4221□50	220.00	100kHz,1V	779	0.94(0.85)	0.88(0.80)	20,30	221
HMGN8040S4331□50	330.00	100kHz,1V	1156	0.75(0.68)	0.70(0.64)	20,30	331
HMGN8040S4471□50	470.00	100kHz,1V	1625	0.70(0.60)	0.60(0.50)	20,30	471

NOTE: □-Tolerance M=±20% / T=±30%

1.Operating temperature range — 40℃ ~ 125℃ (Including self - temperature rise)

3.Isat for Inductance drop 30% from its value without current.

3.Irms for a 40℃ temprature rise from 25℃ ambient.

Temperature vs. DC Current Characteristics

Inductance vs.DC Current Characteristics

HMGN4018 series

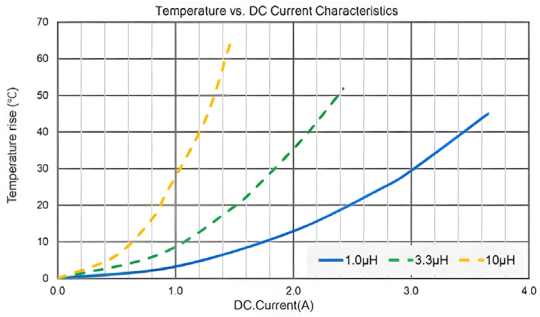

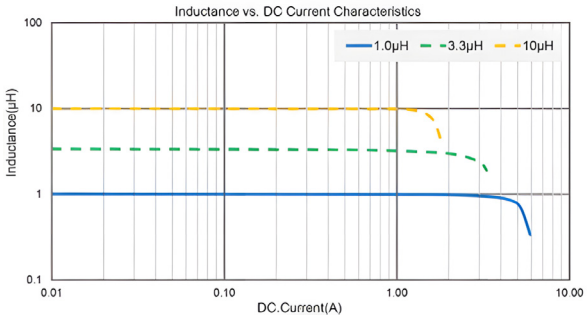

HMGN4020 series

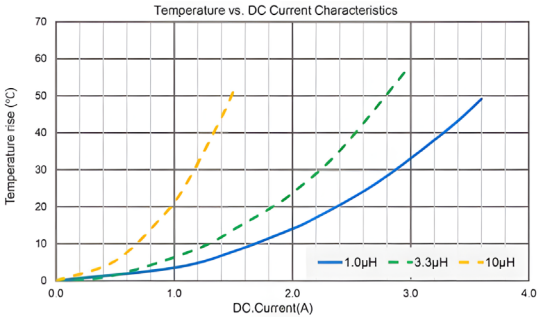

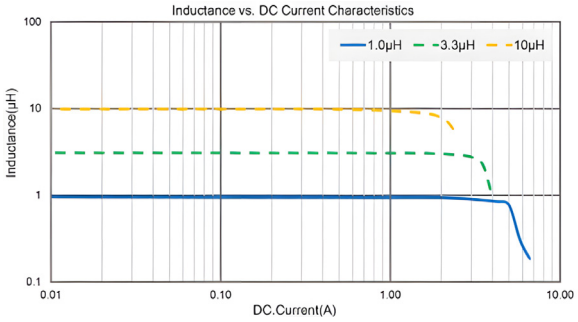

HMGN4030 series

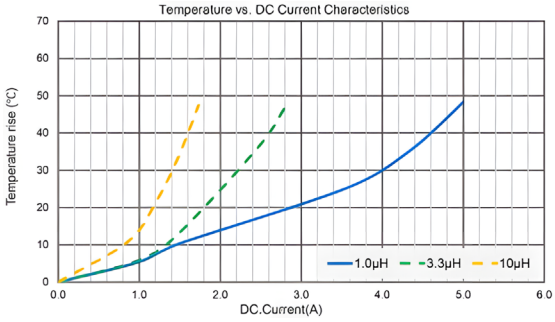

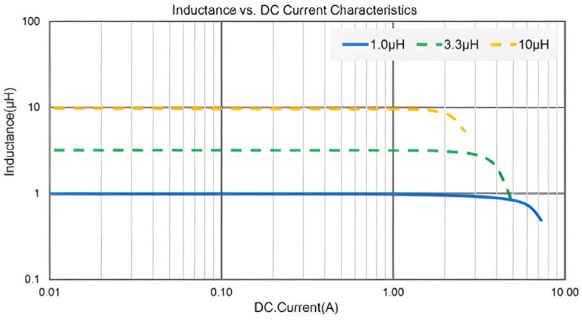

HMGN5020 series

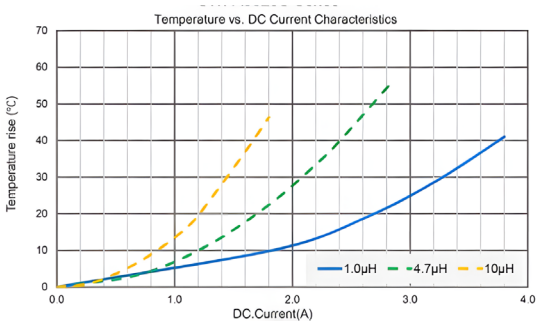

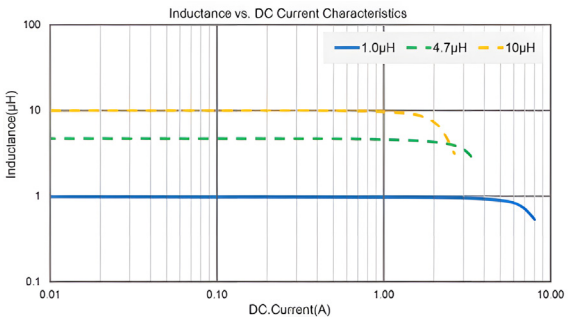

Temperature vs. DC Current Characteristics

Inductance vs.DC Current Characteristics

HMGN5040 series

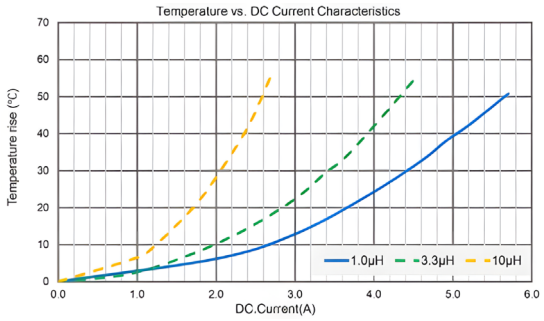

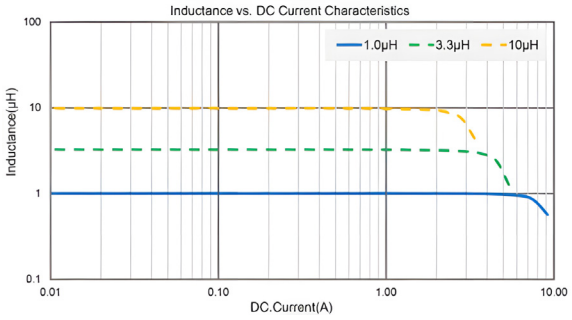

HMGN6020 series

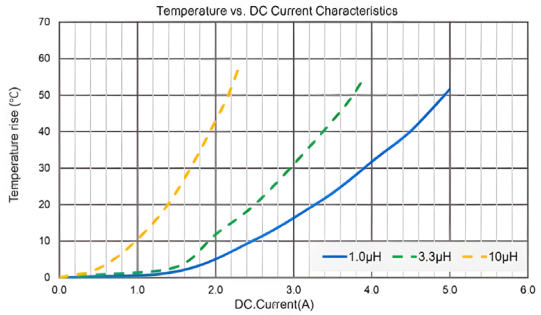

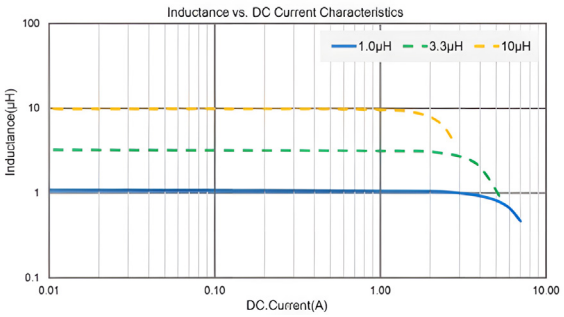

HMGN6028 series

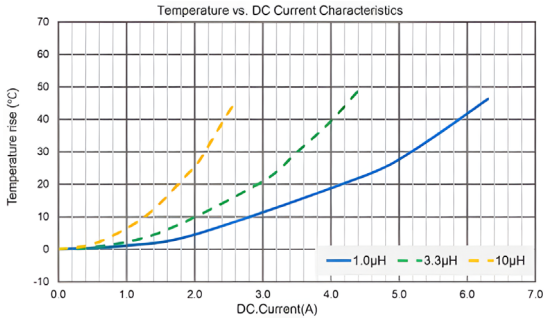

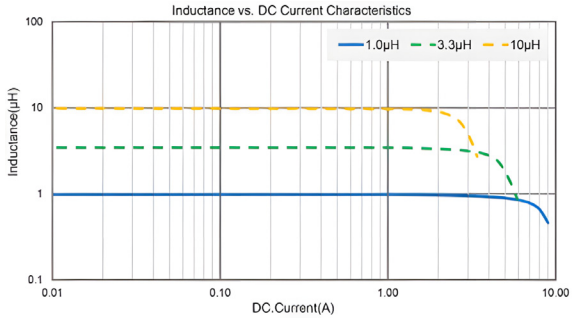

HMGN6045 series

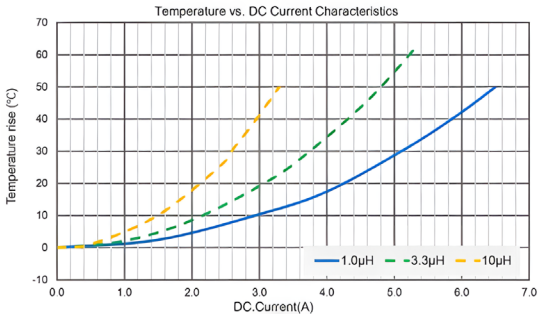

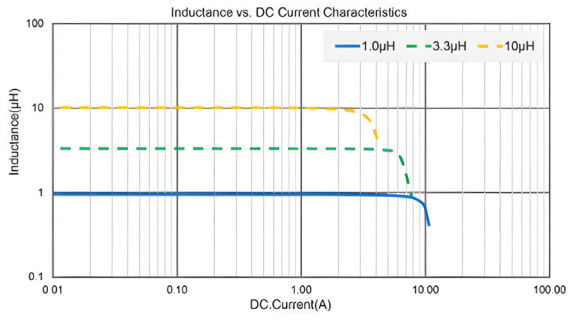

Temperature vs. DC Current Characteristics

Inductance vs.DC Current Characteristics

HMGN8040 series

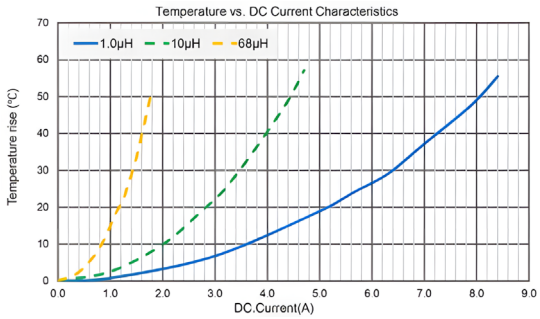

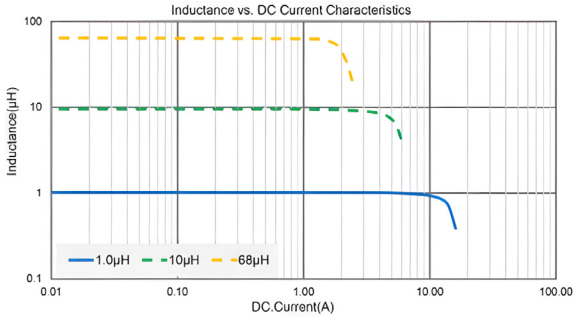

Packaging Specifications

Tape Dimensions

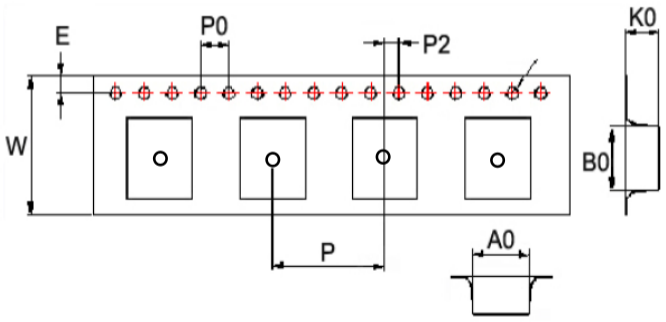

Reel Dimensions

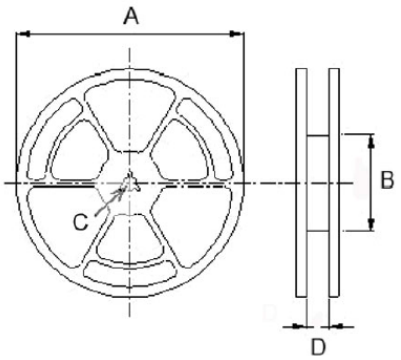

Dimensions in mm

TYPE	Tape Dimensions							Reel Dimensions				Quantity PCS/REEL
	A0	B0	K0	W	P	P0	P2	A	B	C	D	
HMGN201610	2	2.4	1.2	8	4	4	2	180	60	13	8.4	2000
HMGN252010	2.4	2.7	1.2	8	4	4	2	180	60	13	8.4	2000
HMGN252012	2.35	2.65	1.4	8	4	4	2	180	60	13	8.4	2000
HMGN3010	3.3	3.3	1.4	8	4	4	2	180	60	13	8.4	2000
HMGN3012	3.3	3.3	1.4	8	4	4	2	180	60	13	8.4	2000
HMGN3015	3.3	3.3	1.7	8	4	4	2	180	60	13	8.4	2000
HMGN4018	4.25	4.25	2.1	12	8	4	2	180	60	13	13.2	800
HMGN4020	4.25	4.25	2.1	12	8	4	2	180	60	13	13.2	500
HMGN4030	4.25	4.25	3.1	12	8	4	2	330	100	13	13.2	2000
HMGN5020	5.25	5.25	2.2	12	8	4	2	330	100	13	13.4	2000
HMGN5040	5.25	5.25	4.2	12	8	4	2	330	100	13	13.4	1500
HMGN6020	6.25	6.25	2.2	16	12	4	2	330	100	13	16.0	2000
HMGN6028	6.25	6.25	3.0	16	12	4	2	330	100	13	16.0	1500
HMGN6045	6.25	6.25	4.65	16	12	4	2	330	100	13	16.0	1000
HMGN8040	8.25	8.25	4.15	16	12	4	2	330	100	13	16.0	1000

HAGN SERIES



FEATURES

- RoHS Compliant
- Constructure Low DCR and high rated current
- Shielded& power inductors

Applications

- Smartphones, tablets and wearable devices
- DSC, camcorders
- DC/DC converters

ORDERING CODE

HAGN	201610	S2	100	□	N	00
(1)	(2)	(3)	(4)	(5)	(6)	(7)

J : ±5% K : ±10% L : ±15% M : ±20% Y : ±25% T : ±30%

(1) Type
(2) Dimensions
(3) Surface
(4) Inductance
(5) Inductance Tolerance
(6) Colour
(7) Tail code

HAGN201610/252010/252012

Shape and Dimensions

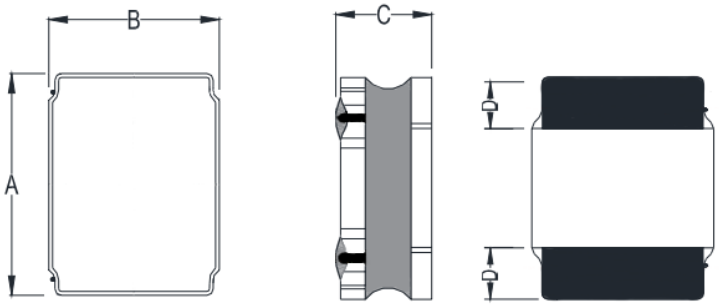

Recommended Pattern

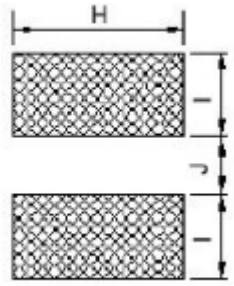

Dimensions in mm

TYPE	A	B	C	D	H	I	J
HAGN201610	2.0±0.2	1.6±0.2	1.1max	0.6±0.2	1.6	0.8	0.8
HAGN252010	2.5±0.3	2.0±0.3	$1.0^{+0.2}_{-0.3}$	0.8±0.3	2.0	0.85	0.8
HAGN252012	2.5±0.3	2.0±0.3	$1.2^{+0.2}_{-0.3}$	0.8±0.3	2.0	0.85	0.8

HAGN201610 series Standard Specifications

Part No.	Inductance (μH)	Test Freq.	DCR(mΩ) Max	Isat(A) Typ.(Max)	Irms(A) Typ.(Max)	Tolerance (±%)	No Marking
HAGN201610S4R24□N00	0.24	1MHz,1V	45	5.50(4.50)	3.45(3.00)	20,30	
HAGN201610S4R33□N00	0.33	1MHz,1V	54	5.20(4.40)	3.10(2.70)	20,30	
HAGN201610S4R47□N00	0.47	1MHz,1V	56	4.70(4.06)	3.10(2.70)	20,30	
HAGN201610S4R56□N00	0.56	1MHz,1V	60	4.50(3.80)	2.80(2.60)	20,30	
HAGN201610S4R68□N00	0.68	1MHz,1V	62	4.00(3.50)	2.70(2.50)	20,30	
HAGN201610S41R0□N00	1.00	1MHz,1V	100	3.80(3.30)	2.30(2.00)	20,30	
HAGN201610S41R5□N00	1.50	1MHz,1V	135	2.30(1.90)	2.00(1.70)	20,30	
HAGN201610S42R2□N00	2.20	1MHz,1V	190	2.10(1.80)	1.60(1.40)	20,30	
HAGN201610S43R3□N00	3.30	1MHz,1V	315	1.60(1.40)	1.30(1.10)	20,30	
HAGN201610S44R7□N00	4.70	1MHz,1V	435	1.40(1.10)	1.00(0.90)	20,30	
HAGN201610S46R8□N00	6.80	1MHz,1V	630	1.10(0.95)	0.80(0.70)	20,30	
HAGN201610S48R2□N00	8.20	1MHz,1V	880	1.00(0.85)	0.75(0.65)	20,30	
HAGN201610S4100□N00	10.00	1MHz,1V	890	0.95(0.80)	0.70(0.60)	20,30	

HAGN252010 series Standard Specifications

Part No.	Inductance (μH)	Test Freq.	DCR(mΩ) Max	Isat(A) Typ.(Max)	Irms(A) Typ.(Max)	Tolerance (±%)	No Marking
HAGN252010S4R24□N00	0.24	1MHz,1V	33	7.1(6.1)	4.50(3.70)	20,30	
HAGN252010S4R33□N00	0.33	1MHz,1V	39	5.5(4.8)	4.05(3.50)	20,30	
HAGN252010S4R47□N00	0.47	1MHz,1V	45	5.2(4.4)	3.60(3.20)	20,30	
HAGN252010S4R68□N00	0.68	1MHz,1V	59	3.6(3.2)	3.20(2.75)	20,30	
HAGN252010S41R0□N00	1.00	1MHz,1V	85	3.5(3.1)	2.50(2.20)	20,30	
HAGN252010S41R5□N00	1.50	1MHz,1V	106	3.0(2.6)	2.30(2.00)	20,30	
HAGN252010S42R2□N00	2.20	1MHz,1V	155	2.2(1.9)	1.80(1.50)	20,30	
HAGN252010S43R3□N00	3.30	1MHz,1V	235	1.8(1.6)	1.40(1.20)	20,30	
HAGN252010S44R7□N00	4.70	1MHz,1V	290	1.5(1.3)	1.10(1.00)	20,30	
HAGN252010S46R8□N00	6.800	1MHz,1V	480	1.1(1.0)	1.00(0.95)	20,30	
HAGN252010S4100□N00	10.00	1MHz,1V	740	1.0(0.9)	0.75(0.65)	20,30	

NOTE: □-Tolerance M=±20% / T=±30%

1.Operating temperature range — 40℃～125℃ (Including self - temperature rise)

3.Isat for Inductance drop 30% from its value without current.

3.Irms for a 40℃ temprature rise from 25℃ ambient.

4.Absolute maximum voltage:DC 25V

HAGN252012 series Standard Specifications

Part No.	Inductance (μH)	Test Freq.	DCR(mΩ) Max	Isat(A) Typ.(Max)	Irms(A) Typ.(Max)	Tolerance (±%)	No Marking
HAGN252012S4R24□N00	0.24	1MHz,1V	23	7.80(6.50)	4.70(4.05)	20,30	
HAGN252012S4R33□N00	0.33	1MHz,1V	28	6.30(5.35)	4.30(3.70)	20,30	
HAGN252012S4R47□N00	0.47	1MHz,1V	35	5.60(4.90)	4.00(3.45)	20,30	
HAGN252012S4R68□N00	0.68	1MHz,1V	45	4.50(3.80)	3.60(3.15)	20,30	
HAGN252012S41R0□N00	1.00	1MHz,1V	54	4.20(3.60)	3.40(3.00)	20,30	
HAGN252012S41R5□N00	1.50	1MHz,1V	78	3.50(2.90)	2.80(2.40)	20,30	
HAGN252012S42R2□N00	2.20	1MHz,1V	120	3.00(2.60)	2.15(1.90)	20,30	
HAGN252012S43R3□N00	3.30	1MHz,1V	215	2.10(1.70)	1.80(1.50)	20,30	
HAGN252012S44R7□N00	4.70	1MHz,1V	260	1.90(1.60)	1.45(1.25)	20,30	
HAGN252012S46R8□N00	6.80	1MHz,1V	366	1.40(1.20)	1.10(0.95)	20,30	
HAGN252012S4100□N00	10.00	1MHz,1V	480	1.35(1.10)	1.00(0.85)	20,30	

NOTE: □-Tolerance M=±20% / T=±30%

1.Operating temperature range －40℃～125℃ (Including self - temperature rise)

3.Isat for Inductance drop 30% from its value without current.

3.Irms for a 40℃ temprature rise from 25℃ ambient.

4.Absolute maximum voltage:DC 25V

Temperature vs. DC Current Characteristics

Inductance vs.DC Current Characteristics

HAGN201610 series

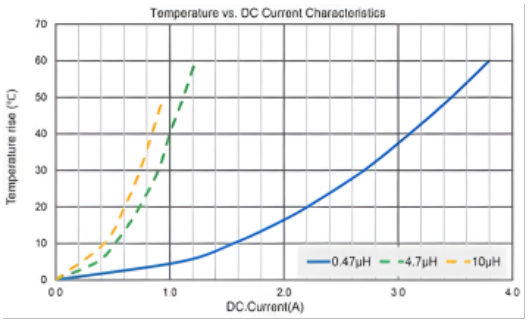

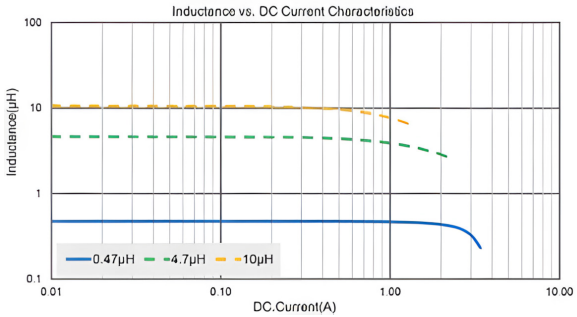

HAGN252010 series

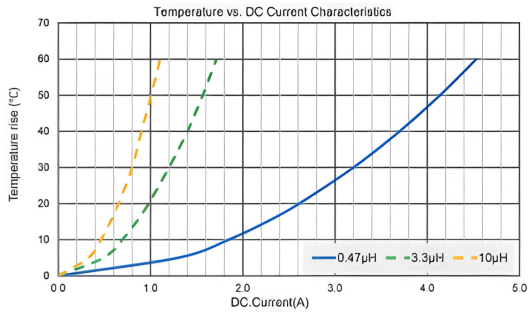

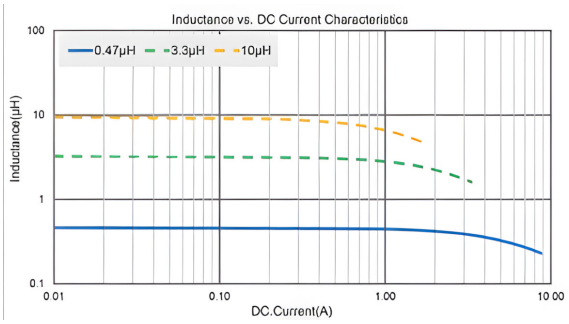

HAGN252012 series

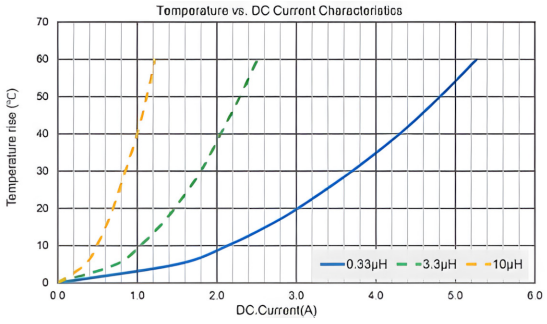

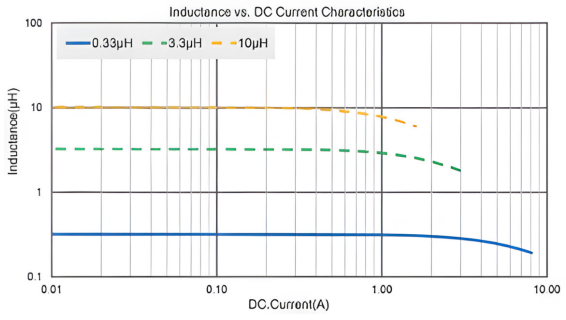

Packaging Specifications

Tape Dimensions

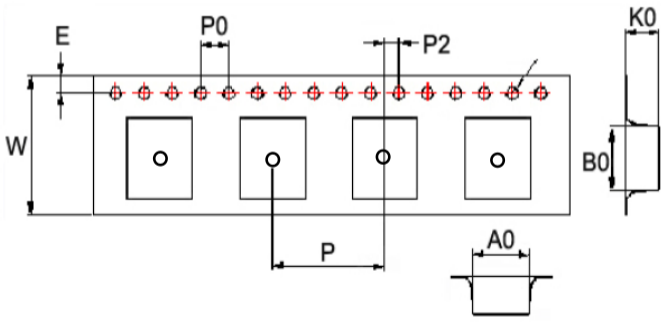

Reel Dimensions

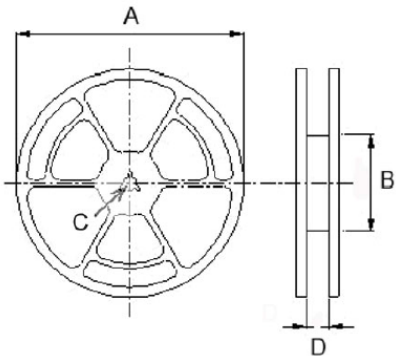

Dimensions in mm

TYPE	Tape Dimensions							Reel Dimensions				Quantity PCS/REEL
	A0	B0	K0	W	P	P0	P2	A	B	C	D	
HAGN201610	2.00	2.40	1.2	8	4	4	2	180	60	13	8.4	2000
HAGN201610	2.35	2.65	1.2	8	4	4	2	180	60	13	8.4	2000
HAGN201610	2.35	2.65	1.4	8	4	4	2	180	60	13	8.4	2000

HDRN SERIES



FEATURES

- RoHS, Halogen Free and REACH Compliance
- Magnetic shielded
- Various package size and wide inductance range

Applications

- AP Routers
- STBs
- LCD TVs and monitors
- Game consoles
- LED lightings
- DC/DC converters

ORDERING CODE

HDRN	74	N	100	□	L	00
(1)	(2)	(3)	(4)	(5)	(6)	(7)

J : ±5% K : ±10% L : ±15% M : ±20% Y : ±25% T : ±30%

(1) Type
(2) Dimensions
(3) Material code
(4) Inductance
(5) Inductance Tolerance
(6) Terminal Code
(7) Tail code

HDRN73&74

Shape and Dimensions

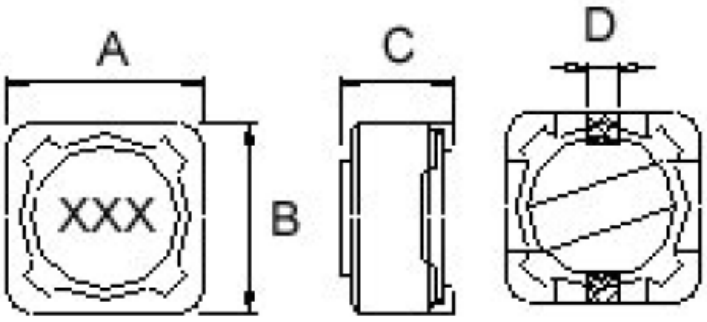

Recommended Pattern

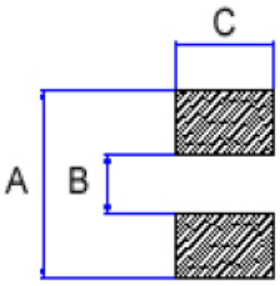

Dimensions in mm

TYPE	A	B	C	D
HDRN73	7.3±0.2	7.3±0.2	3.4^{+0}	1.8
HDRN74	7.3±0.2	7.3±0.2	4.5^{+0}	1.8

A	B	C
8.4	4.4	2.2
8.4	4.4	2.2

HDRN SERIES

HDRN124&125&127&129

Shape and Dimensions

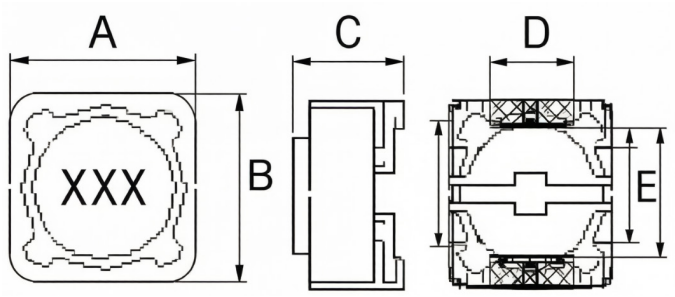

Recommended Pattern

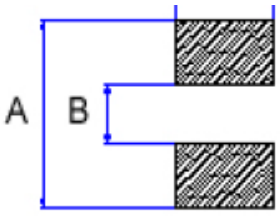

Dimensions in mm

TYPE	A	B	C	D	E	**A**	**B**	C
HDRN124	12.5^{+0}	12.5^{+0}	4.5^{+0}	5.0	7.6	13.0	7.0	5.4
HDRN125	12.5^{+0}	12.5^{+0}	6.0^{+0}	5.0	7.6	13.0	7.0	5.4
HDRN127	12.5^{+0}	12.5^{+0}	8.0^{+0}	5.0	7.6	13.0	7.0	5.4
HDRN129	12.5^{+0}	12.5^{+0}	10.0^{+0}	5.0	7.6	13.0	7.0	5.4

HDRN 73 series Standard Specifications

Part No.	Inductance (μH)	Test Freq.	DCR(Ω) Max.	Isat(A)	Tolerance (±%)	Marking
HDRN73N1R5□Y00	1.50	1 kHz,1 V	0.030	6.50	30	1R5
HDRN73N2R2□Y00	2.20	1 kHz,1 V	0.030	5.80	30	2R2
HDRN73N3R3□Y00	3.30	1 kHz,1 V	0.040	4.20	30	3R3
HDRN73N6R8□Y00	6.80	1 kHz,1 V	0.060	3.00	20,30	6R8
HDRN73N100□Y00	10.00	1 kHz,1 V	0.072	2.50	20,30	100
HDRN73N120□Y00	12.00	1 kHz,1 V	0.098	2.20	20,30	120
HDRN73N150□Y00	15.00	1 kHz,1 V	0.130	1.80	20,30	150
HDRN73N180□Y00	18.00	1 kHz,1 V	0.140	1.60	20,30	180
HDRN73N220□Y00	22.00	1 kHz,1 V	0.190	1.50	20,30	220
HDRN73N270□Y00	27.00	1 kHz,1 V	0.210	1.20	20,30	270
HDRN73N330□Y00	33.00	1 kHz,1 V	0.240	1.10	20,30	330
HDRN73N390□Y00	39.00	1 kHz,1 V	0.320	0.89	20,30	390
HDRN73N470□Y00	47.00	1 kHz,1 V	0.360	0.85	20,30	470
HDRN73N560□Y00	56.00	1 kHz,1 V	0.470	0.82	20,30	560
HDRN73N680□Y00	68.00	1 kHz,1 V	0.520	0.79	20,30	680
HDRN73N820□Y00	82.00	1 kHz,1 V	0.690	0.76	20,30	820
HDRN73N101□Y00	100.00	1 kHz,1 V	0.790	0.73	20,30	101
HDRN73N121□Y00	120.00	1 kHz,1 V	0.890	0.68	20,30	121
HDRN73N151□Y00	150.00	1 kHz,1 V	1.270	0.60	20,30	151
HDRN73N181□Y00	180.00	1 kHz,1 V	1.450	0.55	20,30	181
HDRN73N221□Y00	220.00	1 kHz,1 V	1.650	0.53	20,30	221
HDRN73N271□Y00	270.00	1 kHz,1 V	2.310	0.45	20,30	271
HDRN73N331□Y00	330.00	1 kHz,1 V	2.620	0.40	20,30	331
HDRN73N391□Y00	390.00	1 kHz,1 V	2.940	0.37	20,30	391
HDRN73N471□Y00	470.00	1 kHz,1 V	4.180	0.32	20,30	471
HDRN73N561□Y00	560.00	1 kHz,1 V	4.670	0.26	20,30	561
HDRN73N681□Y00	680.00	1 kHz,1 V	5.730	0.22	20,30	681
HDRN73N821□Y00	820.00	1 kHz,1 V	6.540	0.21	20,30	821
HDRN73N102□Y00	1000.00	1 kHz,1 V	9.440	0.19	20,30	102

NOTE: □-Tolerance M=±20% / T=±30%

1.Operating temperature range －40℃～125℃ (Including self - temperature rise)

2.Isat for Inductance drop 35% from its value without current.

HDRN 74 series Standard Specifications

Part No.	Inductance (μH)	Test Freq.	DCR(Ω) Max.	Isat(A)	Tolerance (±%)	Marking
HDRN74N1R5□Y00	1.50	1 kHz,1 V	0.020	5.00	30	1R5
HDRN74N1R8□Y00	1.80	1 kHz,1 V	0.025	4.00	30	1R8
HDRN74N2R2□Y00	2.20	1 kHz,1 V	0.025	3.50	30	2R2
HDRN74N2R7□Y00	2.70	1 kHz,1 V	0.030	3.50	30	2R7
HDRN74N3R3□Y00	3.30	1 kHz,1 V	0.035	3.50	30	3R3
HDRN74N3R6□Y00	3.60	1 kHz,1 V	0.035	3.20	30	3R6
HDRN74N4R7□Y00	4.70	1 kHz,1 V	0.035	3.00	30	4R7
HDRN74N6R8□Y00	6.80	1 kHz,1 V	0.045	2.50	20,30	6R8
HDRN74N100□Y00	10.00	1 kHz,1 V	0.049	1.84	20,30	100
HDRN74N120□Y00	12.00	1 kHz,1 V	0.058	1.71	20,30	120
HDRN74N150□Y00	15.00	1 kHz,1 V	0.081	1.47	20,30	150
HDRN74N180□Y00	18.00	1 kHz,1 V	0.091	1.31	20,30	180
HDRN74N220□Y00	22.00	1 kHz,1 V	0.110	1.23	20,30	220
HDRN74N270□Y00	27.00	1 kHz,1 V	0.150	1.12	20,30	270
HDRN74N330□Y00	33.00	1 kHz,1 V	0.170	0.96	20,30	330
HDRN74N390□Y00	39.00	1 kHz,1 V	0.230	0.91	20,30	390
HDRN74N470□Y00	47.00	1 kHz,1 V	0.260	0.88	20,30	470
HDRN74N560□Y00	56.00	1 kHz,1 V	0.350	0.75	20,30	560
HDRN74N680□Y00	68.00	1 kHz,1 V	0.380	0.69	20,30	680
HDRN74N820□Y00	82.00	1 kHz,1 V	0.430	0.61	20,30	820
HDRN74N101□Y00	100.00	1 kHz,1 V	0.610	0.60	20,30	101
HDRN74N121□Y00	120.00	1 kHz,1 V	0.660	0.52	20,30	121
HDRN74N151□Y00	150.00	1 kHz,1 V	0.880	0.46	20,30	151
HDRN74N181□Y00	180.00	1 kHz,1 V	0.980	0.42	20,30	181
HDRN74N221□Y00	220.00	1 kHz,1 V	1.170	0.36	20,30	221
HDRN74N271□Y00	270.00	1 kHz,1 V	1.640	0.34	20,30	271
HDRN74N331□Y00	330.00	1 kHz,1 V	1.860	0.32	20,30	331
HDRN74N391□Y00	390.00	1 kHz,1 V	2.850	0.29	20,30	391
HDRN74N471□Y00	470.00	1 kHz,1 V	3.010	0.26	20,30	471
HDRN74N561□Y00	560.00	1 kHz,1 V	3.620	0.23	20,30	561
HDRN74N681□Y00	680.00	1 kHz,1 V	4.630	0.22	20,30	681
HDRN74N821□Y00	820.00	1 kHz,1 V	5.200	0.20	20,30	821
HDRN74N102□Y00	1000.00	1 kHz,1 V	6.000	0.18	20,30	102

NOTE: □-Tolerance M=±20% / T=±30%

1.Operating temperature range — 40℃ ~ 125℃ (Including self - temperature rise)

2.Isat for Inductance drop 35% from its value without current.

HDRN 124 series Standard Specifications

Part No.	Inductance (μH)	Test Freq.	DCR(Ω) Max.	Isat(A)	Tolerance (±%)	Marking
HDRN124N3R3□L00	3.30	100 kHz,1 V	0.015	9.50	30	3R3
HDRN124N3R9□L00	3.90	100 kHz,1 V	0.015	9.20	30	3R9
HDRN124N4R7□L00	4.70	100 kHz,1 V	0.018	8.20	30	4R7
HDRN124N6R8□L00	6.80	100 kHz,1 V	0.023	6.00	20,30	6R8
HDRN124N100□L00	10.00	100 kHz,1 V	0.028	5.50	20,30	100
HDRN124N120□L00	12.00	100 kHz,1 V	0.038	5.20	20,30	120
HDRN124N150□L00	15.00	100 kHz,1 V	0.050	4.60	20,30	150
HDRN124N180□L00	18.00	100 kHz,1 V	0.057	3.50	20,30	180
HDRN124N220□L00	22.00	100 kHz,1 V	0.066	3.20	20,30	220
HDRN124N270□L00	27.00	100 kHz,1 V	0.080	3.00	20,30	270
HDRN124N330□L00	33.00	100 kHz,1 V	0.097	2.90	20,30	330
HDRN124N390□L00	39.00	100 kHz,1 V	0.132	2.50	20,30	390
HDRN124N470□L00	47.00	100 kHz,1 V	0.150	2.10	20,30	470
HDRN124N560□L00	56.00	100 kHz,1 V	0.190	2.00	20,30	560
HDRN124N680□L00	68.00	100 kHz,1 V	0.220	1.80	20,30	680
HDRN124N820□L00	82.00	100 kHz,1 V	0.260	1.60	20,30	820
HDRN124N101□L00	100.00	100 kHz,1 V	0.308	1.50	20,30	101
HDRN124N121□L00	120.00	100 kHz,1 V	0.380	1.20	20,30	121
HDRN124N151□L00	150.00	100 kHz,1 V	0.530	1.00	20,30	151
HDRN124N181□L00	180.00	100 kHz,1 V	0.620	0.90	20,30	181
HDRN124N221□L00	220.00	100 kHz,1 V	0.700	0.85	20,30	221
HDRN124N271□L00	270.00	100 kHz,1 V	0.876	0.70	20,30	271
HDRN124N331□L00	330.00	100 kHz,1 V	0.990	0.55	20,30	331

NOTE: □-Tolerance M=±20% / T=±30%

1.Operating temperature range — 40℃ ~ 125℃ (Including self - temperature rise)

2.Isat for Inductance drop 35% from its value without current.

HDRN 125 series Standard Specifications

Part No.	Inductance (μH)	Test Freq.	DCR(Ω) Max.	Isat(A)	Tolerance (±%)	Marking
HDRN125N3R3□L00	3.30	1 kHz,1 V	0.015	10.50	30	3R3
HDRN125N4R7□L00	4.70	1 kHz,1 V	0.018	10.00	30	4R7
HDRN125N6R4□L00	6.40	1 kHz,1 V	0.018	8.30	20,30	6R4
HDRN125N8R2□L00	8.20	1 kHz,1 V	0.025	6.80	20,30	8R2
HDRN125N100□L00	10.00	1 kHz,1 V	0.025	5.50	20,30	100
HDRN125N120□L00	12.00	1 kHz,1 V	0.027	4.60	20,30	120
HDRN125N150□L00	15.00	1 kHz,1 V	0.030	4.20	20,30	150
HDRN125N180□L00	18.00	1 kHz,1 V	0.034	4.00	20,30	180
HDRN125N220□L00	22.00	1 kHz,1 V	0.036	3.60	20,30	220
HDRN125N270□L00	27.00	1 kHz,1 V	0.051	3.20	20,30	270
HDRN125N330□L00	33.00	1 kHz,1 V	0.057	3.00	20,30	330
HDRN125N390□L00	39.00	1 kHz,1 V	0.068	2.50	20,30	390
HDRN125N470□L00	47.00	1 kHz,1 V	0.075	2.20	20,30	470
HDRN125N560□L00	56.00	1 kHz,1 V	0.110	2.00	20,30	560
HDRN125N680□L00	68.00	1 kHz,1 V	0.120	1.90	20,30	680
HDRN125N820□L00	82.00	1 kHz,1 V	0.140	1.60	20,30	820
HDRN125N101□L00	100.00	1 kHz,1 V	0.160	1.50	20,30	101
HDRN125N121□L00	120.00	1 kHz,1 V	0.170	1.30	20,30	121
HDRN125N151□L00	150.00	1 kHz,1 V	0.230	1.20	20,30	151
HDRN125N181□L00	180.00	1 kHz,1 V	0.290	0.95	20,30	181
HDRN125N221□L00	220.00	1 kHz,1 V	0.400	0.86	20,30	221
HDRN125N271□L00	270.00	1 kHz,1 V	0.460	0.82	20,30	271
HDRN125N331□L00	330.00	1 kHz,1 V	0.510	0.80	20,30	331
HDRN125N391□L00	390.00	1 kHz,1 V	0.690	0.76	20,30	391
HDRN125N471□L00	470.00	1 kHz,1 V	0.770	0.63	20,30	471
HDRN125N561□L00	560.00	1 kHz,1 V	0.860	0.57	20,30	561
HDRN125N681□L00	680.00	1 kHz,1 V	1.200	0.52	20,30	681
HDRN125N821□L00	820.00	1 kHz,1 V	1.340	0.48	20,30	821
HDRN125N102□L00	1000.00	1 kHz,1 V	1.530	0.43	20,30	102
HDRN125N302□L00	3000.00	1 kHz,1 V	6.000	0.30	20,30	302

NOTE: □-Tolerance M=±20% / T=±30%

1.Operating temperature range — 40℃ ~ 125℃ (Including self - temperature rise)

2.Isat for Inductance drop 35% from its value without current.

HDRN 127 series Standard Specifications

Part No.	Inductance (μH)	Test Freq.	DCR(Ω) Max.	Isat(A)	Tolerance (±%)	Marking
HDRN127N1R2□L00	1.20	100 kHz,1 V	0.007	23.00	30	1R2
HDRN127N1R5□L00	1.50	100 kHz,1 V	0.008	21.00	30	1R5
HDRN127N2R2□L00	2.20	100 kHz,1 V	0.0115	19.00	30	2R2
HDRN127N2R4□L00	2.40	100 kHz,1 V	0.0115	18.00	30	2R4
HDRN127N3R3□L00	3.30	100 kHz,1 V	0.0135	16.00	30	3R3
HDRN127N3R5□L00	3.50	100 kHz,1 V	0.0135	14.00	30	3R5
HDRN127N4R7□L00	4.70	100 kHz,1 V	0.0158	12.00	30	4R7
HDRN127N6R1□L00	6.10	100 kHz,1 V	0.0176	9.00	20,30	6R1
HDRN127N6R8□L00	6.80	100 kHz,1 V	0.0200	8.80	20,30	6R8
HDRN127N7R6□L00	7.60	100 kHz,1 V	0.0200	8.50	20,30	7R6
HDRN127N100□L00	10.00	1 kHz,1 V	0.0216	8.00	20,30	100
HDRN127N120□L00	12.00	1 kHz,1 V	0.0243	7.80	20,30	120
HDRN127N150□L00	15.00	1 kHz,1 V	0.027	7.50	20,30	150
HDRN127N180□L00	18.00	1 kHz,1 V	0.0392	7.00	20,30	180
HDRN127N220□L00	22.00	1 kHz,1 V	0.0432	6.00	20,30	220
HDRN127N270□L00	27.00	1 kHz,1 V	0.0459	5.80	20,30	270
HDRN127N330□L00	33.00	1 kHz,1 V	0.0648	5.20	20,30	330
HDRN127N390□L00	39.00	1 kHz,1 V	0.0729	4.50	20,30	390
HDRN127N470□L00	47.00	1 kHz,1 V	0.100	4.10	20,30	470
HDRN127N560□L00	56.00	1 kHz,1 V	0.110	3.50	20,30	560
HDRN127N680□L00	68.00	1 kHz,1 V	0.140	3.30	20,30	680
HDRN127N820□L00	82.00	1 kHz,1 V	0.160	3.00	20,30	820
HDRN127N101□L00	100.00	1 kHz,1 V	0.220	2.50	20,30	101
HDRN127N121□L00	120.00	1 kHz,1 V	0.250	2.20	20,30	121
HDRN127N151□L00	150.00	1 kHz,1 V	0.280	1.90	20,30	151
HDRN127N181□L00	180.00	1 kHz,1 V	0.350	1.60	20,30	181
HDRN127N221□L00	220.00	1 kHz,1 V	0.390	1.35	20,30	221
HDRN127N271□L00	270.00	1 kHz,1 V	0.560	1.27	20,30	271
HDRN127N331□L00	330.00	1 kHz,1 V	0.640	1.15	20,30	331
HDRN127N391□L00	390.00	1 kHz,1 V	0.700	1.08	20,30	391
HDRN127N471□L00	470.00	1 kHz,1 V	0.980	0.98	20,30	471
HDRN127N561□L00	560.00	1 kHz,1 V	1.070	0.85	20,30	561
HDRN127N681□L00	680.00	1 kHz,1 V	1.460	0.76	20,30	681
HDRN127N821□L00	820.00	1 kHz,1 V	1.640	0.72	20,30	821
HDRN127N102□L00	1000.00	1 kHz,1 V	1.820	0.63	20,30	102

NOTE: □**-Tolerance M=±20% / T=±30%**

1.Operating temperature range — 40℃ ~ 125℃ (Including self - temperature rise)

2.Isat for Inductance drop 35% from its value without current.

HDRN 129 series Standard Specifications

Part No.	Inductance (μH)	Test Freq.	DCR(Ω) Max.	Isat(A)	Tolerance (±%)	Marking
HDRN129N100□L00	10.0	100 kHz,1 V	0.022	10.0	20,30	100
HDRN129N150□L00	15.0	100 kHz,1 V	0.022	9.5	20,30	150
HDRN129N220□L00	22.0	100 kHz,1 V	0.030	7.2	20,30	220
HDRN129N330□L00	33.0	100 kHz,1 V	0.058	5.3	20,30	330
HDRN129N470□L00	47.0	100 kHz,1 V	0.065	4.8	20,30	470
HDRN129N680□L00	68.0	100 kHz,1 V	0.080	3.6	20,30	680
HDRN129N101□L00	100.0	100 kHz,1 V	0.1599	2.8	20,30	101
HDRN129N121□L00	120.0	100 kHz,1 V	0.165	2.6	20,30	121
HDRN129N151□L00	150.0	100 kHz,1 V	0.185	2.2	20,30	151
HDRN129N181□L00	180.0	100 kHz,1 V	0.203	2.0	20,30	181
HDRN129N221□L00	220.0	100 kHz,1 V	0.240	1.9	20,30	221
HDRN129N331□L00	330.0	100 kHz,1 V	0.450	1.6	20,30	331
HDRN129N471□L00	470.0	100 kHz,1 V	0.510	1.5	20,30	471
HDRN129N681□L00	680.0	100 kHz,1 V	0.630	1.3	20,30	681
HDRN129N102□L00	1000.0	100 kHz,1 V	0.960	1.1	20,30	102

NOTE: □-Tolerance M=±20% / T=±30%

1.Operating temperature range －40℃～125℃ (Including self - temperature rise)

2.Isat for Inductance drop 35% from its value without current.

Product Characteristic Curve

HDRN74N

Saturation Current vs Temperature Rise Current Curve

Inductance vs Frequency

HDRN74N3R3□Y00

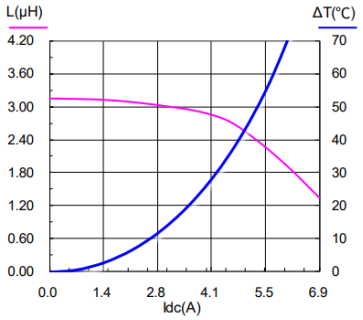

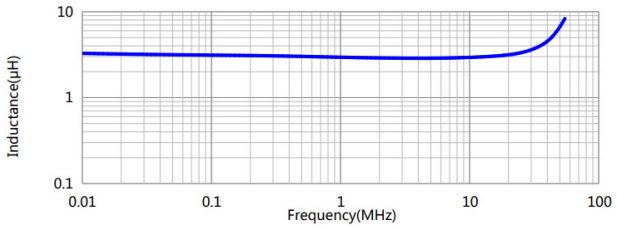

HDRN74N100□Y00

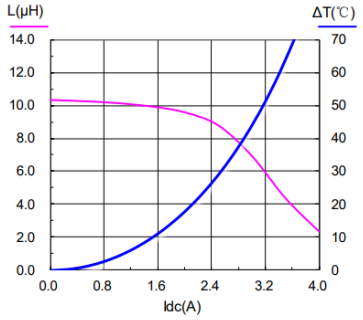

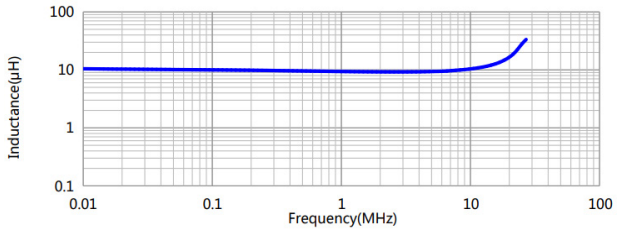

HDRN74N330□Y00

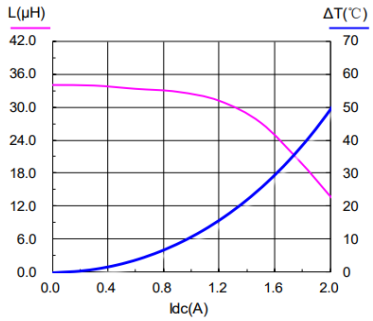

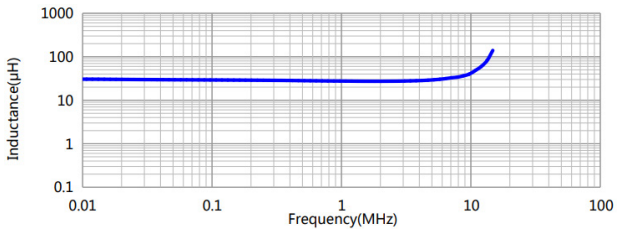

HDRN74N221□Y00

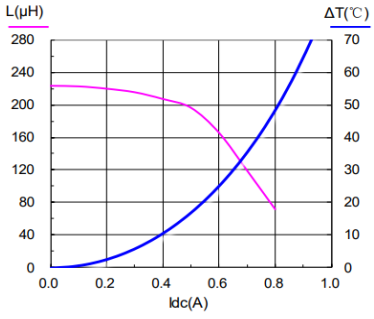

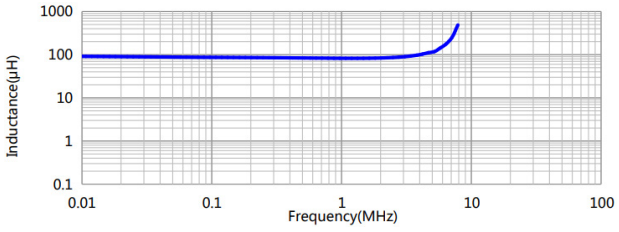

Product Characteristic Curve

HDRN124N

Saturation Current vs Temperature Rise Current Curve

Inductance vs Frequency

HDRN124N3R3□Y00

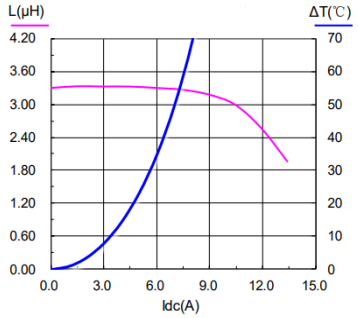

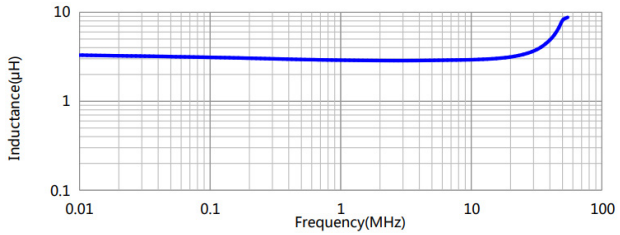

HDRN124N100□Y00

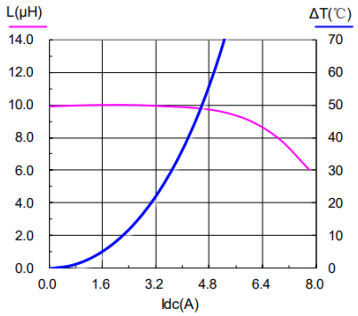

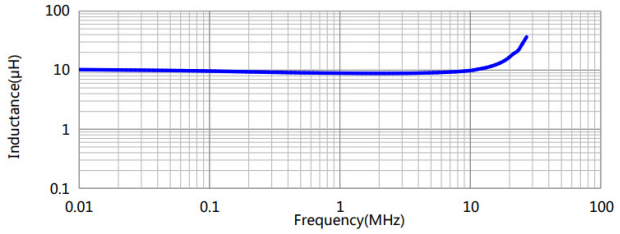

HDRN124N330□Y00

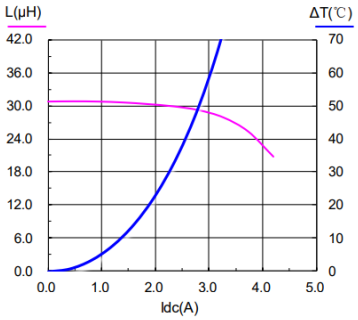

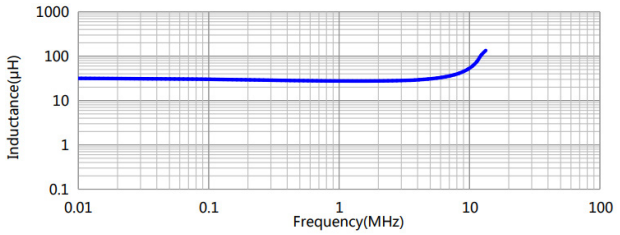

HDRN124N221□Y00

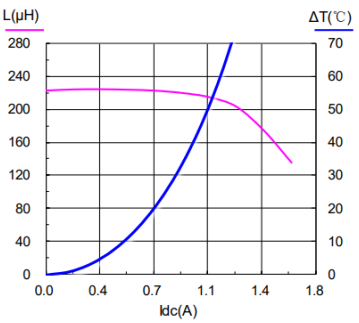

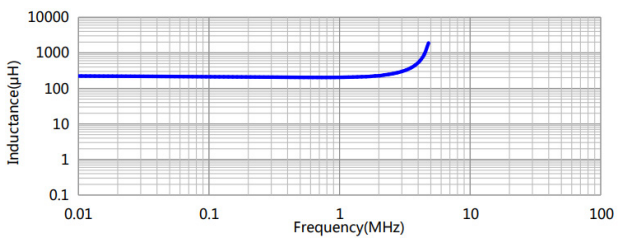

Product Characteristic Curve

HDRN125N

Saturation Current vs Temperature Rise Current Curve

Inductance vs Frequency

HDRN125N3R3□Y00

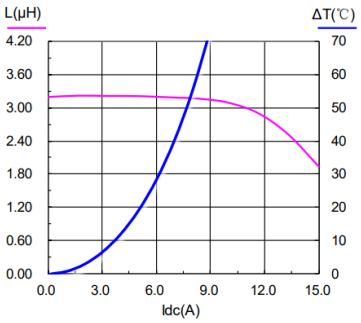

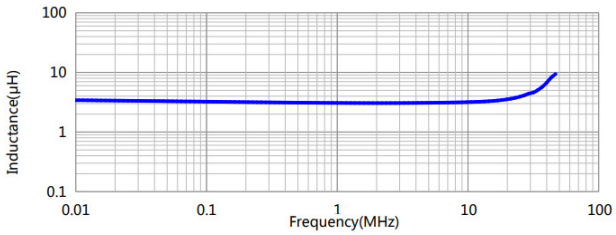

HDRN125N100□Y00

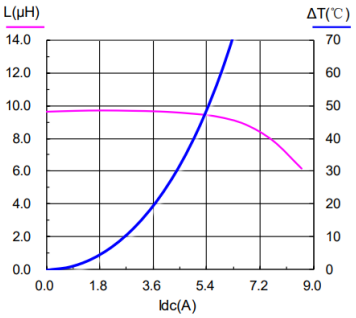

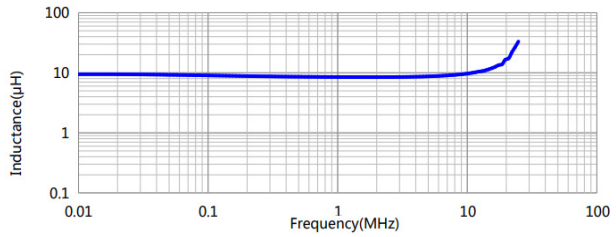

HDRN125N330□Y00

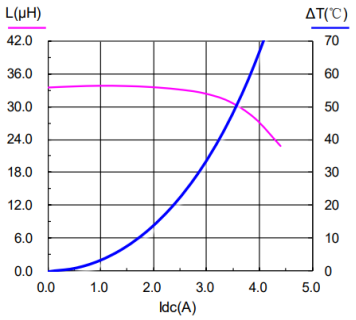

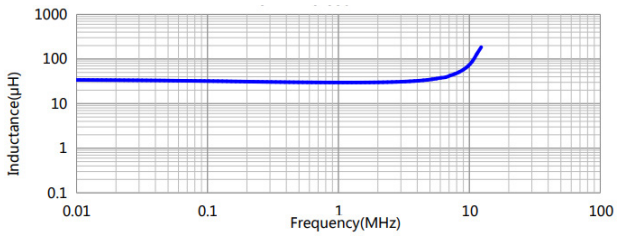

HDRN125N221□Y00

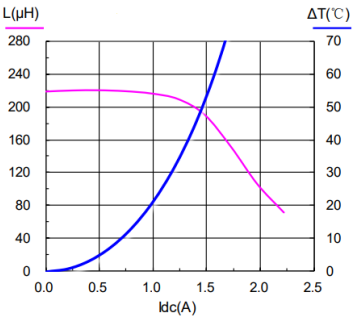

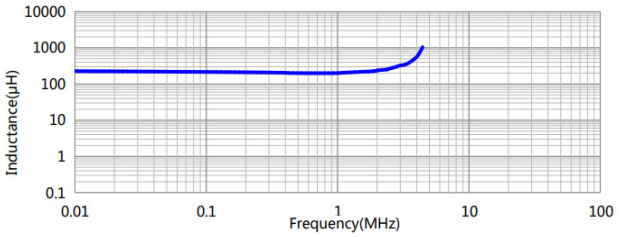

Product Characteristic Curve

HDRN127N

Saturation Current vs Temperature Rise Current Curve

Inductance vs Frequency

HDRN127N3R3□Y00

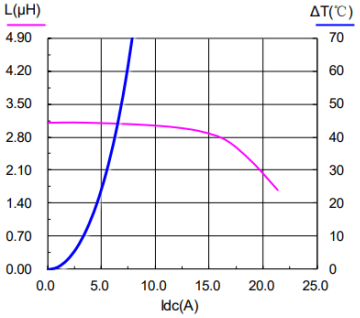

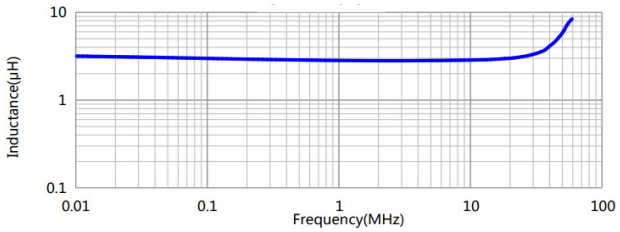

HDRN127N100□Y00

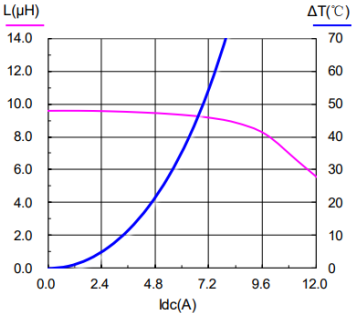

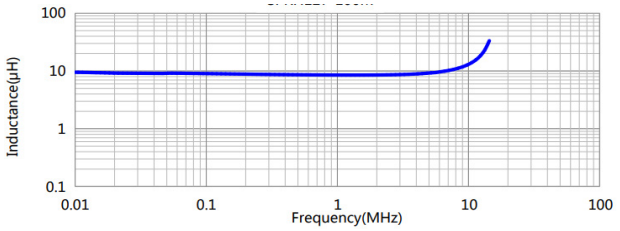

HDRN127N330□Y00

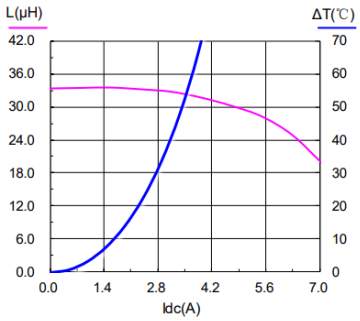

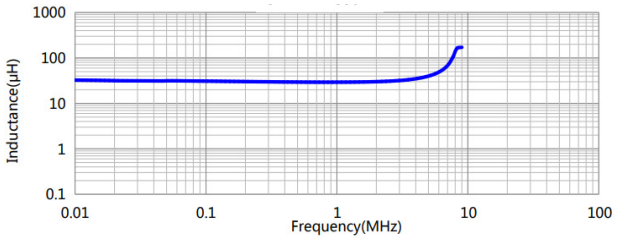

HDRN127N221□Y00

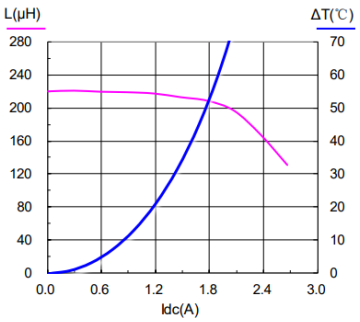

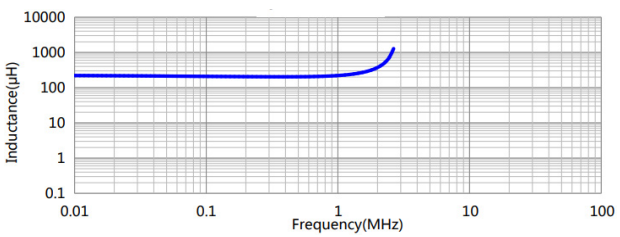

Product Characteristic Curve

HDRN129N

Saturation Current vs Temperature Rise Current Curve

Inductance vs Frequency

HDRN129N100□Y00

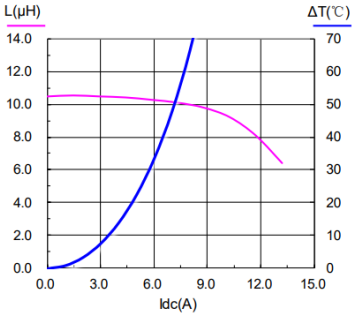

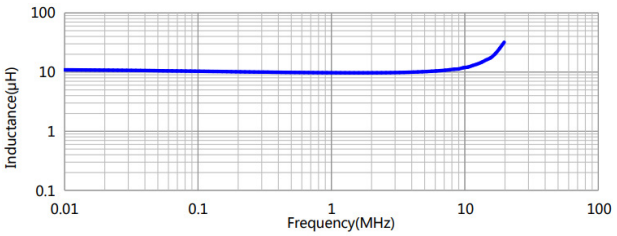

HDRN129N330□Y00

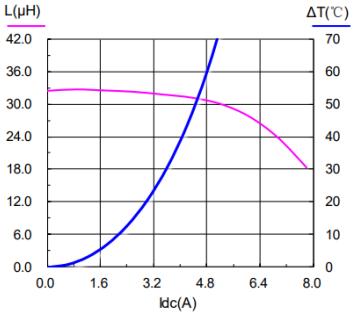

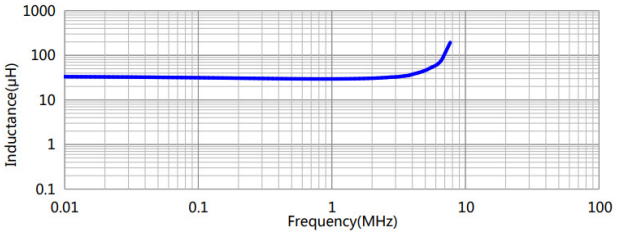

HDRN129N101□Y00

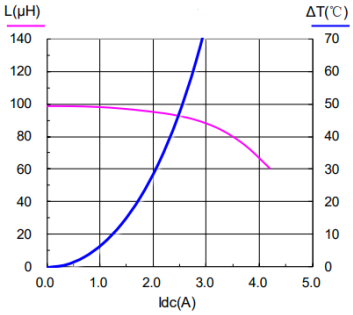

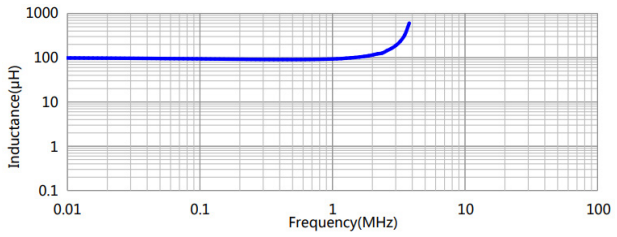

HDRN129N102□Y00

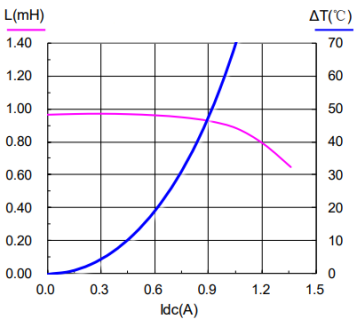

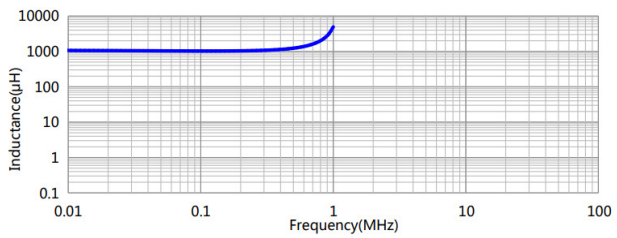

Packaging Specifications

Tape Dimensions

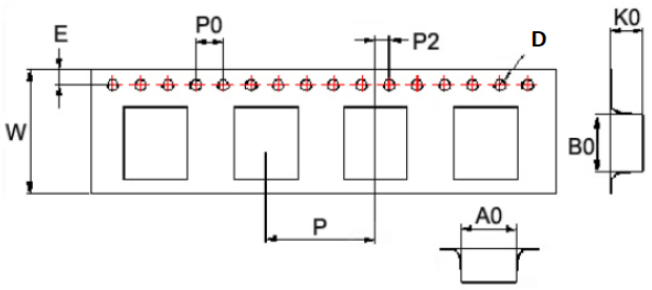

Reel Dimensions

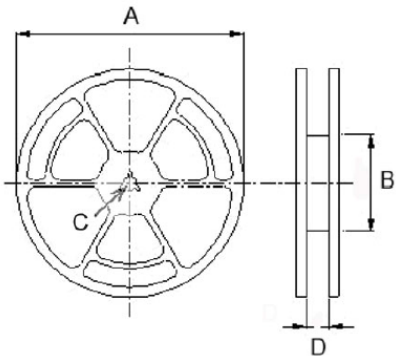

Dimensions in mm

TYPE	Tape Dimensions									Reel Dimensions				Quantity PCS/REEL
	A0	B0	K0	D	E	W	P	P0	P2	A	B	C	D	
HDRN73	7.6	7.6	3.6	1.55	1.75	16	12	4	2	330	100	13	16	1000
HDRN74	7.6	7.6	5.0	1.55	1.75	16	12	4	2	330	100	13	16	1000
HDRN124	12.6	12.6	5.1	1.55	1.75	24	16	4	2	330	100	13	24.4	500
HDRN125	12.6	12.6	6.7	1.55	1.75	24	16	4	2	330	100	13	24.4	500
HDRN127	12.6	12.6	8.7	1.55	1.75	24	16	4	2	330	100	13	24.4	500
HDRN129	12.6	12.6	10.0	1.55	1.75	24	20	4	2	330	100	13	24.4	250

HDRN3D~6D SERIES



FEATURES

- RoHS, Halogen Free and REACH Compliance
- Magnetic shielded
- Various package size and wide inductance range

Applications

- AP Routers
- STBs
- LCD TVs and monitors
- Game consoles
- LED lightings
- DC/DC converters

ORDERING CODE

HDRN	3D16	N	100	□	I	00
(1)	(2)	(3)	(4)	(5)	(6)	(7)

J : ±5% K : ±10% L : ±15% M : ±20% Y : ±25% T : ±30%

(1) Type
(2) Dimensions
(3) Material code
(4) Inductance
(5) Inductance Tolerance
(6) Terminal Code
(7) Tail code

HDRN3D~6D

Shape and Dimensions

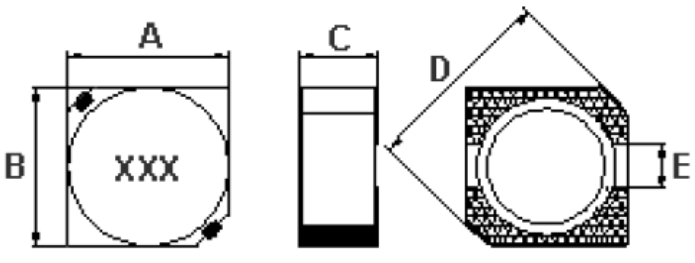

Recommended Pattern

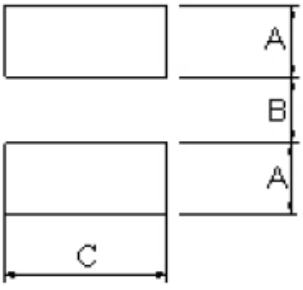

HDRN3D~6D SERIES

Dimensions in mm

TYPE	A	B	C	D	E	TYPE	A	B	C
HDRN3D16	4.00^{+0}	4.00^{+0}	1.8^{+0}	5.2^{+0}	1.0	HCRI3D16	1.6	1.4	4.6
HDRN4D18	4.7±0.3	4.7±0.3	2.0^{+0}	6.9^{+0}	1.5	HCRI4D18	1.9	1.5	5.3
HDRN4D28	4.7±0.3	4.7±0.3	3.0^{+0}	6.9^{+0}	1.5	HCRI4D28	1.9	1.5	5.3
HDRN4D40	4.7±0.3	4.7±0.3	4.0^{+0}	6.9^{+0}	1.5	HCRI4D40	1.9	1.5	5.3
HDRN5D18	5.7±0.3	5.7±0.3	2.0^{+0}	8.2^{+0}	2.0	HCRI5D18	2.15	2.0	6.3
HDRN5D28	5.7±0.3	5.7±0.3	3.0^{+0}	8.2^{+0}	2.0	HCRI5D28	2.15	2.0	6.3
HDRN6D28	6.7±0.3	6.7±0.3	3.0^{+0}	9.5^{+0}	2.0	HCRI6D28	2.65	2.0	7.3
HDRN6D38	7.00^{+0}	7.00^{+0}	4.0^{+0}	9.5^{+0}	2.0	HCRI6D38	2.65	2.0	7.3

HDRN 3D16 series Standard Specifications

Part No.	Inductance (μH)	Test Freq.	DCR(Ω) Max.	Rated Current (A)	Tolerance (±%)	Marking
HDRN3D16N1R0□L00	1.00	100 kHz,0.1 V	0.040	1.60	30	1R0
HDRN3D16N1R5□L00	1.50	100 kHz,0.1 V	0.052	1.55	30	1R5
HDRN3D16N2R2□L00	2.20	100 kHz,0.1 V	0.072	1.20	30	2R2
HDRN3D16N3R3□L00	3.30	100 kHz,0.1 V	0.085	1.10	30	3R3
HDRN3D16N3R6□L00	3.60	100 kHz,0.1 V	0.090	0.95	30	3R6
HDRN3D16N4R7□L00	4.70	100 kHz,0.1 V	0.105	0.90	30	4R7
HDRN3D16N6R8□L00	6.80	100 kHz,0.1 V	0.170	0.73	30	6R8
HDRN3D16N100□L00	10.00	100 kHz,0.1 V	0.210	0.55	20,30	100
HDRN3D16N150□L00	15.00	100 kHz,0.1 V	0.295	0.45	20,30	150
HDRN3D16N220□L00	22.00	100 kHz,0.1 V	0.430	0.40	20,30	220
HDRN3D16N270□L00	27.00	100 kHz,0.1 V	0.620	0.35	20,30	270
HDRN3D16N330□L00	33.00	100 kHz,0.1 V	0.675	0.32	20,30	330
HDRN3D16N680□L00	68.00	100 kHz,0.1 V	1.700	0.18	20,30	680
HDRN3D16N101□L00	100.00	100 kHz,0.1 V	2.750	0.13	20,30	101
HDRN3D16N221□L00	220.00	100 kHz,0.1 V	5.500	0.08	20,30	221

NOTE: □-Tolerance M=±20% / T=±30%

1.Operating temperature range －40℃～125℃ (Including self - temperature rise)

2.Rate current: The rate current indicates the current when the inductance decreases to 65% over of it's nominal value or D.C.current when the temperature rising △T=40℃ lower, whichever is lower.

3.RDC test method: place testing device to the 2 solder ends of wounding and test the value.

HDRN 4D18 series Standard Specifications

Part No.	Inductance (μH)	Test Freq.	DCR(Ω) Max.	Rated Current (A)	Tolerance (±%)	Marking
HDRN4D18N1R0□L00	1.00	7.96 MHz,1 V	0.045	1.72	30	1R0
HDRN4D18N1R5□L00	1.50	7.96 MHz,1 V	0.060	1.50	30	1R5
HDRN4D18N1R8□L00	1.80	7.96 MHz,1 V	0.070	1.35	30	1R8
HDRN4D18N2R2□L00	2.20	7.96 MHz,1 V	0.075	1.32	30	2R2
HDRN4D18N2R7□L00	2.70	7.96 MHz,1 V	0.105	1.28	30	2R7
HDRN4D18N3R3□L00	3.30	7.96 MHz,1 V	0.110	1.04	30	3R3
HDRN4D18N3R9□L00	3.90	7.96 MHz,1 V	0.155	0.88	30	3R9
HDRN4D18N4R7□L00	4.70	7.96 MHz,1 V	0.162	0.84	30	4R7
HDRN4D18N5R6□L00	5.60	7.96 MHz,1 V	0.170	0.80	30	5R6
HDRN4D18N6R3□L00	6.30	7.96 MHz,1 V	0.180	0.78	30	6R3
HDRN4D18N6R8□L00	6.80	7.96 MHz,1 V	0.200	0.76	30	6R8
HDRN4D18N8R2□L00	8.20	7.96 MHz,1 V	0.245	0.68	30	8R2
HDRN4D18N100□L00	10.00	100 kHz,1 V	0.280	0.61	20,30	100
HDRN4D18N120□L00	12.00	100 kHz,1 V	0.320	0.56	20,30	120
HDRN4D18N150□L00	15.00	100 kHz,1 V	0.360	0.50	20,30	150
HDRN4D18N180□L00	18.00	100 kHz,1 V	0.400	0.48	20,30	180
HDRN4D18N220□L00	22.00	100 kHz,1 V	0.480	0.41	20,30	220
HDRN4D18N270□L00	27.00	100 kHz,1 V	0.570	0.35	20,30	270
HDRN4D18N330□L00	33.00	100 kHz,1 V	0.694	0.32	20,30	330
HDRN4D18N390□L00	39.00	100 kHz,1 V	0.800	0.30	20,30	390
HDRN4D18N470□L00	47.00	100 kHz,1 V	0.950	0.28	20,30	470
HDRN4D18N560□L00	56.00	100 kHz,1 V	1.080	0.26	20,30	560
HDRN4D18N680□L00	68.00	100 kHz,1 V	1.300	0.24	20,30	680
HDRN4D18N101□L00	100.00	100 kHz,1 V	2.000	0.20	20,30	101
HDRN4D18N151□L00	150.00	100 kHz,1 V	2.840	0.15	20,30	151

NOTE: □-Tolerance M=±20% / T=±30%

1.Operating temperature range — 40℃ ~ 125℃ (Including self - temperature rise)

2.Rate current: The rate current indicates the current when the inductance decreases to 65% over of it's nominal value or D.C.current when the temperature rising △ T=40℃ lower, whichever is lower.

3.RDC test method: place testing device to the 2 solder ends of wounding and test the value.

HDRN 4D28 series Standard Specifications

Part No.	Inductance (μH)	Test Freq.	DCR(Ω) Max.	Rated Current (A)	Tolerance (±%)	Marking
HDRN4D28N1R2□L00	1.20	100 kHz,1 V	0.0236	2.56	30	1R2
HDRN4D28N1R8□L00	1.80	100 kHz,1 V	0.0275	2.20	30	1R8
HDRN4D28N2R0□L00	2.00	100 kHz,1 V	0.0290	2.10	30	2R0
HDRN4D28N2R2□L00	2.20	100 kHz,1 V	0.0313	2.04	30	2R2
HDRN4D28N2R7□L00	2.70	100 kHz,1 V	0.0433	1.60	30	2R7
HDRN4D28N3R3□L00	3.30	100 kHz,1 V	0.0492	1.57	30	3R3
HDRN4D28N3R9□L00	3.90	100 kHz,1 V	0.0648	1.44	30	3R9
HDRN4D28N4R7□L00	4.70	100 kHz,1 V	0.0720	1.32	30	4R7
HDRN4D28N5R6□L00	5.60	100 kHz,1 V	0.1009	1.17	30	5R6
HDRN4D28N6R8□L00	6.80	100 kHz,1 V	0.1089	1.12	30	6R8
HDRN4D28N8R2□L00	8.20	100 kHz,1 V	0.1175	1.04	30	8R2
HDRN4D28N100□L00	10.00	100 kHz,1 V	0.1283	1.00	20,30	100
HDRN4D28N120□L00	12.00	100 kHz,1 V	0.1316	0.84	20,30	120
HDRN4D28N150□L00	15.00	100 kHz,1 V	0.1490	0.76	20,30	150
HDRN4D28N180□L00	18.00	100 kHz,1 V	0.1660	0.72	20,30	180
HDRN4D28N220□L00	22.00	100 kHz,1 V	0.2350	0.70	20,30	220
HDRN4D28N270□L00	27.00	100 kHz,1 V	0.2610	0.58	20,30	270
HDRN4D28N330□L00	33.00	100 kHz,1 V	0.3313	0.56	20,30	330
HDRN4D28N390□L00	39.00	100 kHz,1 V	0.3837	0.50	20,30	390
HDRN4D28N470□L00	47.00	100 kHz,1 V	0.5870	0.48	20,30	470
HDRN4D28N560□L00	56.00	100 kHz,1 V	0.6245	0.41	20,30	560
HDRN4D28N680□L00	68.00	100 kHz,1 V	0.6990	0.35	20,30	680
HDRN4D28N820□L00	82.00	100 kHz,1 V	0.9148	0.32	20,30	820
HDRN4D28N101□L00	100.00	100 kHz,1 V	1.0200	0.29	20,30	101
HDRN4D28N121□L00	120.00	100 kHz,1 V	1.2700	0.27	20,30	121
HDRN4D28N151□L00	150.00	100 kHz,1 V	1.3500	0.24	20,30	151
HDRN4D28N181□L00	180.00	100 kHz,1 V	1.5400	0.22	20,30	181
HDRN4D28N221□L00	220.00	100 kHz,1 V	2.0000	0.20	20,30	221
HDRN4D28N331□L00	330.00	100 kHz,1 V	3.4000	0.19	20,30	331
HDRN4D28N391□L00	390.00	100 kHz,1 V	3.5600	0.18	20,30	391
HDRN4D28N681□L00	680.00	100 kHz,1 V	5.2000	0.10	20,30	681

NOTE: □-Tolerance M=±20% / T=±30%

1.Operating temperature range － 40℃～ 125℃ (Including self - temperature rise)

2.Rate current: The rate current indicates the current when the inductance decreases to 65% over of it's nominal value or D.C.current when the temperature rising △ T=40℃ lower, whichever is lower.

3.RDC test method: place testing device to the 2 solder ends of wounding and test the value.

HDRN 4D40 series Standard Specifications

Part No.	Inductance (μH)	Test Freq.	DCR(mΩ) ZMax.	Rated Current-1 (A)	Rated Current-2 (A)	Tolerance (±%)	Marking
HDRN4D40N2R2□L00	2.2	100 kHz,1 V	0.022	4.6	4.3	30	2R2
HDRN4D40N3R3□L00	3.3	100 kHz,1 V	0.033	3.4	3.6	30	3R3
HDRN4D40N4R7□L00	4.7	100 kHz,1 V	0.044	2.8	3.0	30	4R7
HDRN4D40N6R8□L00	6.8	100 kHz,1 V	0.046	2.6	2.8	30	6R8
HDRN4D40N100□L00	10.0	100 kHz,1 V	0.15	1.8	1.6	20,30	100
HDRN4D40N150□L00	15.0	100 kHz,1 V	0.21	1.6	1.4	20,30	150
HDRN4D40N220□L00	22.0	100 kHz,1 V	0.27	1.4	1.0	20,30	220

NOTE: □-Tolerance M=±20% / T=±30%

1.Operating temperature range — 40℃～125℃ (Including self - temperature rise)

2.Rate current: The rate current indicates the current when the inductance decreases to 65% over of it's nominal value or D.C.current when the temperature rising △ T=40℃ lower, whichever is lower.

3.RDC test method: place testing device to the 2 solder ends of wounding and test the value.

HDRN 5D18 series Standard Specifications

Part No.	Inductance (μH)	Test Freq.	DCR(mΩ) Max.	Rated Current (A)	Tolerance (±%)	Marking
HDRN5D18T-1R0□	1.00	10 kHz,1 V	0.038	2.80	30	1R0
HDRN5D18T-1R5□	1.50	10 kHz,1 V	0.038	2.50	30	1R5
HDRN5D18T-2R0□	2.00	10 kHz,1 V	0.045	2.50	30	2R0
HDRN5D18T-2R2□	2.20	10 kHz,1 V	0.048	1.90	30	2R2
HDRN5D18T-3R3□	3.30	10 kHz,1 V	0.056	1.90	30	3R3
HDRN5D18T-4R1□	4.10	10 kHz,1 V	0.057	1.95	30	4R1
HDRN5D18T-4R7□	4.70	10 kHz,1 V	0.076	1.60	30	4R7
HDRN5D18T-5R4□	5.42	10 kHz,1 V	0.076	1.60	30	5R4
HDRN5D18T-6R2□	6.22	10 kHz,1 V	0.096	1.40	30	6R2
HDRN5D18T-6R8□	6.82	10 kHz,1 V	0.100	1.35	30	6R8
HDRN5D18T-8R9□	8.92	10 kHz,1 V	0.116	1.25	30	8R9
HDRN5D18T-100□	10.00	10 kHz,1 V	0.124	1.20	20,30	100
HDRN5D18T-120□	12.00	10 kHz,1 V	0.153	1.10	20,30	120
HDRN5D18T-150□	15.00	10 kHz,1 V	0.196	0.97	20,30	150
HDRN5D18T-180□	18.00	10 kHz,1 V	0.210	0.85	20,30	180
HDRN5D18T-220□	22.00	10 kHz,1 V	0.290	0.80	20,30	220
HDRN5D18T-270□	27.00	10 kHz,1 V	0.330	0.75	20,30	270
HDRN5D18T-330□	33.00	10 kHz,1 V	0.386	0.65	20,30	330
HDRN5D18T-390□	39.00	10 KHz,1 V	0.520	0.57	20,30	390
HDRN5D18T-470□	47.00	10 kHz,1 V	0.595	0.54	20,30	470
HDRN5D18T-560□	56.00	10 kHz,1 V	0.665	0.50	20,30	560
HDRN5D18T-680□	68.00	10 kHz,1 V	0.840	0.43	20,30	680
HDRN5D18T-820□	82.00	10 kHz,1 V	0.978	0.41	20,30	820
HDRN5D18T-101□	100.00	10 kHz,1 V	1.200	0.36	20,30	101

NOTE: □-Tolerance M=±20% / T=±30%

1.Operating temperature range — 40℃ ~ 125℃ (Including self - temperature rise)

2.Rate current: The rate current indicates the current when the inductance decreases to 65% over of it's nominal value or D.C.current when the temperature rising △ T=40℃ lower, whichever is lower.

3.RDC test method: place testing device to the 2 solder ends of wounding and test the value.

HDRN 5D28 series Standard Specifications

Part No.	Inductance (μH)	Test Freq.	DCR(Ω) Max.	Rated Current (A)	Tolerance (±%)	Marking
HDRN5D28N1R0□L00	1.00	10 kHz,1 V	0.015	3.50	30	1R0
HDRN5D28N1R5□L00	1.50	10 kHz,1 V	0.015	3.00	30	1R5
HDRN5D28N2R2□L00	2.20	10 kHz,1 V	0.018	2.60	30	2R2
HDRN5D28N2R5□L00	2.50	10 kHz,1 V	0.018	2.60	30	2R5
HDRN5D28N2R6□L00	2.60	10 kHz,1 V	0.022	2.40	30	2R6
HDRN5D28N2R7□L00	2.70	10 kHz,1 V	0.024	2.40	30	2R7
HDRN5D28N3R0□L00	3.00	10 kHz,1 V	0.024	2.40	30	3R0
HDRN5D28N3R3□L00	3.30	10 kHz,1 V	0.027	2.10	30	3R3
HDRN5D28N4R2□L00	4.20	10 kHz,1 V	0.031	2.20	30	4R2
HDRN5D28N4R3□L00	4.30	10 kHz,1 V	0.041	2.10	30	4R3
HDRN5D28N4R7□L00	4.70	10 kHz,1 V	0.038	1.90	30	4R7
HDRN5D28N5R0□L00	5.00	10 kHz,1 V	0.038	1.90	30	5R0
HDRN5D28N5R3□L00	5.30	10 kHz,1 V	0.038	1.90	30	5R3
HDRN5D28N6R2□L00	6.20	10 kHz,1 V	0.045	1.80	30	6R2
HDRN5D28N6R8□L00	6.80	10 kHz,1 V	0.050	1.65	30	6R8
HDRN5D28N8R2□L00	8.20	10 kHz,1 V	0.053	1.60	30	8R2
HDRN5D28N100□L00	10.00	10 kHz,1 V	0.065	1.30	20,30	100
HDRN5D28N120□L00	12.00	10 kHz,1 V	0.076	1.20	20,30	120
HDRN5D28N150□L00	15.00	10 kHz,1 V	0.103	1.10	20,30	150
HDRN5D28N180□L00	18.00	10 kHz,1 V	0.110	1.00	20,30	180
HDRN5D28N220□L00	22.00	10 kHz,1 V	0.122	0.90	20,30	220
HDRN5D28N270□L00	27.00	10 kHz,1 V	0.175	0.85	20,30	270
HDRN5D28N330□L00	33.00	10 kHz,1 V	0.189	0.75	20,30	330
HDRN5D28N390□L00	39.00	10 kHz,1 V	0.212	0.70	20,30	390
HDRN5D28N470□L00	47.00	10 kHz,1 V	0.250	0.62	20,30	470
HDRN5D28N560□L00	56.00	10 kHz,1 V	0.305	0.58	20,30	560
HDRN5D28N680□L00	68.00	10 kHz,1 V	0.355	0.52	20,30	680
HDRN5D28N820□L00	82.00	10 kHz,1 V	0.463	0.46	20,30	820
HDRN5D28N101□L00	100.00	10 kHz,1 V	0.520	0.42	20,30	101
HDRN5D28N181□L00	180.00	10 kHz,1 V	1.050	0.29	20,30	181
HDRN5D28N221□L00	220.00	10 kHz,1 V	1.200	0.28	20,30	221
HDRN5D28N331□L00	330.00	10 kHz,1 V	1.700	0.19	20,30	331
HDRN5D28N391□L00	390.00	10 kHz,1 V	1.800	0.18	20,30	391
HDRN5D28N471□L00	470.00	10 kHz,1 V	2.500	0.15	20,30	471
HDRN5D28N561□L00	560.00	10 kHz,1 V	3.200	0.12	20,30	561

NOTE: □-Tolerance M=±20% / T=±30%

1.Operating temperature range — 40℃ ~ 125℃ (Including self - temperature rise)

2.Rate current: The rate current indicates the current when the inductance decreases to 65% over of it's nominal value or D.C.current when the temperature rising △ T=40℃ lower, whichever is lower.

3.RDC test method: place testing device to the 2 solder ends of wounding and test the value.

HDRN 6D28 series Standard Specifications

Part No.	Inductance (μH)	Test Freq.	DCR(Ω) Max.	Rated Current (A)	Tolerance (±%)	Marking
HDRN6D28N1R0□L00	1.00	10 kHz,1 V	0.0240	3.50	30	1R0
HDRN6D28N1R5□L00	1.50	10 kHz,1 V	0.0195	3.40	30	1R5
HDRN6D28N3R0□L00	3.00	10 kHz,1 V	0.0240	3.00	30	3R0
HDRN6D28N3R3□L00	3.30	10 kHz,1 V	0.0250	3.00	30	3R3
HDRN6D28N3R9□L00	3.90	10 kHz,1 V	0.0270	2.60	30	3R9
HDRN6D28N4R7□L00	4.70	10 kHz,1 V	0.0310	2.40	30	4R7
HDRN6D28N5R0□L00	5.00	10 kHz,1 V	0.0310	2.40	30	5R0
HDRN6D28N6R0□L00	6.00	10 kHz,1 V	0.0350	2.25	30	6R0
HDRN6D28N6R2□L00	6.20	10 kHz,1 V	0.0510	2.40	30	6R2
HDRN6D28N6R8□L00	6.80	10 kHz,1 V	0.0500	2.15	30	6R8
HDRN6D28N7R3□L00	7.30	10 kHz,1 V	0.0540	2.10	30	7R3
HDRN6D28N8R6□L00	8.60	10 kHz,1 V	0.0580	1.85	30	8R6
HDRN6D28N100□L00	10.00	10 kHz,1 V	0.0650	1.70	20,30	100
HDRN6D28N120□L00	12.00	10 kHz,1 V	0.0700	1.55	20,30	120
HDRN6D28N150□L00	15.00	10 kHz,1 V	0.0840	1.40	20,30	150
HDRN6D28N180□L00	18.00	10 kHz,1 V	0.0950	1.32	20,30	180
HDRN6D28N220□L00	22.00	10 kHz,1 V	0.1280	1.20	20,30	220
HDRN6D28N270□L00	27.00	10 kHz,1 V	0.1420	1.05	20,30	270
HDRN6D28N330□L00	33.00	10 kHz,1 V	0.1650	0.97	20,30	330
HDRN6D28N390□L00	39.00	10 kHz,1 V	0.2100	0.86	20,30	390
HDRN6D28N470□L00	47.00	10 kHz,1 V	0.2380	0.80	20,30	470
HDRN6D28N560□L00	56.00	10 kHz,1 V	0.2770	0.73	20,30	560
HDRN6D28N680□L00	68.00	10 kHz,1 V	0.3040	0.65	20,30	680
HDRN6D28N820□L00	82.00	10 kHz,1 V	0.3900	0.60	20,30	820
HDRN6D28N101□L00	100.00	10 kHz,1 V	0.5350	0.54	20,30	101
HDRN6D28N121□L00	120.00	10 kHz,1 V	0.6000	0.40	20,30	121
HDRN6D28N221□L00	220.00	10 kHz,1 V	1.3000	0.30	20,30	221

NOTE: □-Tolerance M=±20% / T=±30%

1.Operating temperature range — 40℃ ~ 125℃ (Including self - temperature rise)

2.Rate current: The rate current indicates the current when the inductance decreases to 65% over of it's nominal value or D.C.current when the temperature rising △ T=40℃ lower, whichever is lower.

3.RDC test method: place testing device to the 2 solder ends of wounding and test the value.

HDRN 6D38 series Standard Specifications

Part No.	Inductance (μH)	Test Freq.	DCR(Ω) Max.	Rated Current (A)	Tolerance (±%)	Marking
HDRN6D38N2R2□L00	2.20	10 kHz,0.1 V	0.018	3.80	30	2R2
HDRN6D38N2R7□L00	2.70	10 kHz,0.1 V	0.020	3.60	30	2R7
HDRN6D38N3R3□L00	3.30	10 kHz,0.1 V	0.020	3.50	30	3R3
HDRN6D38N4R7□L00	4.70	10 kHz,0.1 V	0.022	3.10	30	4R7
HDRN6D38N5R0□L00	5.00	10 kHz,0.1 V	0.024	2.90	30	5R0
HDRN6D38N5R6□L00	5.60	10 kHz,0.1 V	0.027	2.50	30	5R6
HDRN6D38N6R2□L00	6.20	10 kHz,0.1 V	0.027	2.50	30	6R2
HDRN6D38N6R8□L00	6.80	10 kHz,0.1 V	0.031	2.30	30	6R8
HDRN6D38N7R4□L00	7.40	10 kHz,0.1 V	0.031	2.30	30	7R4
HDRN6D38N8R7□L00	8.70	10 kHz,0.1 V	0.034	2.20	30	8R7
HDRN6D38N100□L00	10.00	10 kHz,0.1 V	0.038	2.00	20,30	100
HDRN6D38N120□L00	12.00	10 kHz,0.1 V	0.053	1.70	20,30	120
HDRN6D38N150□L00	15.00	10 kHz,0.1 V	0.057	1.60	20,30	150
HDRN6D38N180□L00	18.00	10 kHz,0.1 V	0.092	1.50	20,30	180
HDRN6D38N220□L00	22.00	10 kHz,0.1 V	0.096	1.30	20,30	220
HDRN6D38N270□L00	27.00	10 kHz,0.1 V	0.109	1.20	20,30	270
HDRN6D38N330□L00	33.00	10 kHz,0.1 V	0.124	1.10	20,30	330
HDRN6D38N390□L00	39.00	10 kHz,0.1 V	0.138	1.00	20,30	390
HDRN6D38N470□L00	47.00	10 kHz,0.1 V	0.150	0.95	20,30	470
HDRN6D38N560□L00	56.00	10 kHz,0.1 V	0.202	0.85	20,30	560
HDRN6D38N680□L00	68.00	10 kHz,0.1 V	0.234	0.75	20,30	680
HDRN6D38N820□L00	82.00	10 kHz,0.1 V	0.324	0.70	20,30	820
HDRN6D38N101□L00	100.00	10 kHz,0.1 V	0.358	0.65	20,30	101
HDRN6D38N561□L00	560.00	10 kHz,0.1 V	1.800	0.22	20,30	561

NOTE: □-Tolerance M=±20% / T=±30%

1.Operating temperature range －40℃～125℃ (Including self - temperature rise)

2.Rate current: The rate current indicates the current when the inductance decreases to 65% over of it's nominal value or D.C.current when the temperature rising △T=40℃ lower, whichever is lower.

3.RDC test method: place testing device to the 2 solder ends of wounding and test the value.

Product Characteristic Curve

HDRN4D18N

Saturation Current vs Temperature Rise Current Curve

Inductance vs Frequency

HDRN4D18N2R2□L00

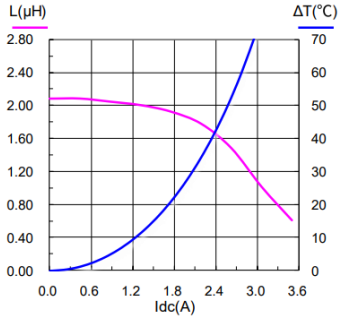

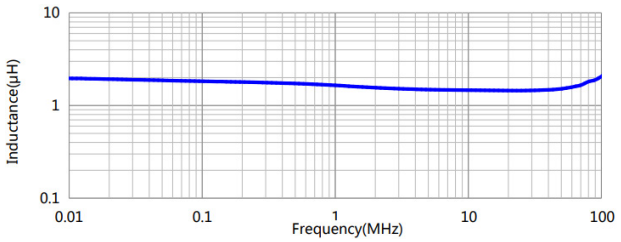

HDRN4D18N100□L00

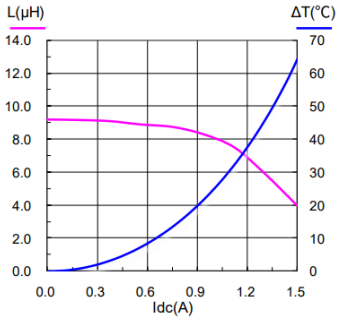

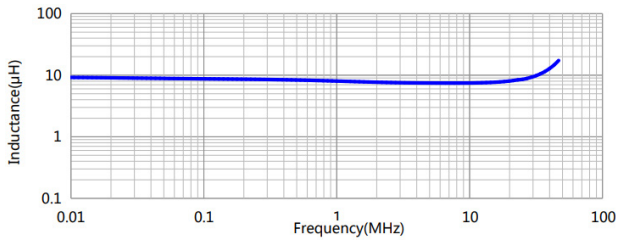

HDRN4D18N330□L00

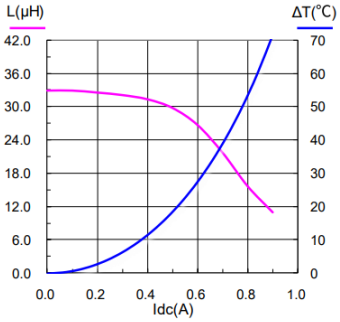

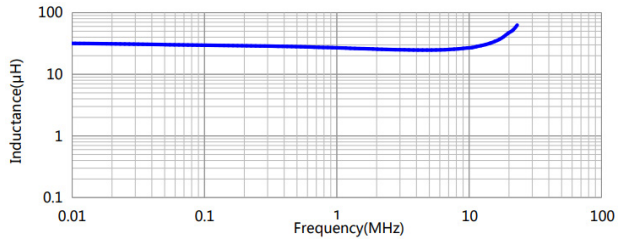

HDRN4D18N101□L00

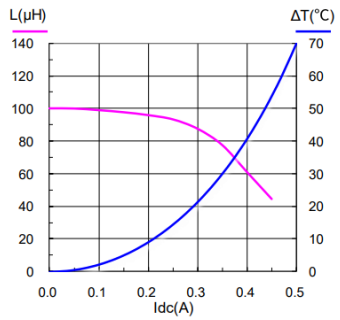

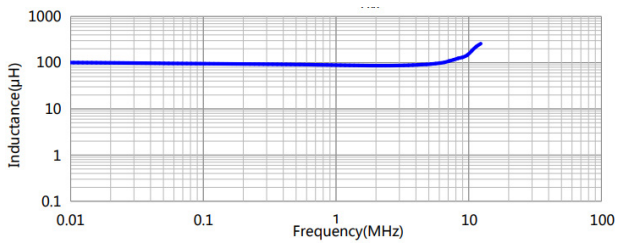

Product Characteristic Curve

HDRN4D28N

Saturation Current vs Temperature Rise Current Curve

Inductance vs Frequency

HDRN4D28N2R2□L00

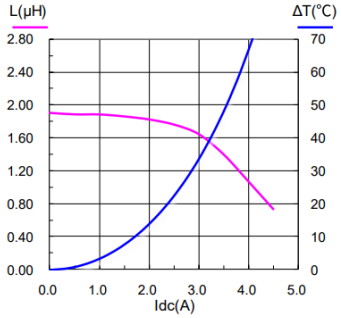

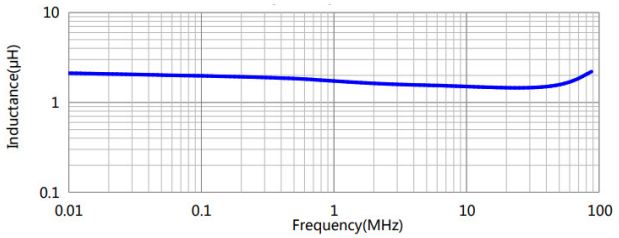

HDRN4D28N100□L00

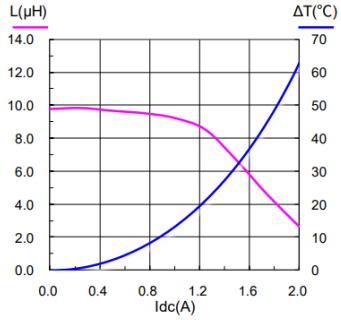

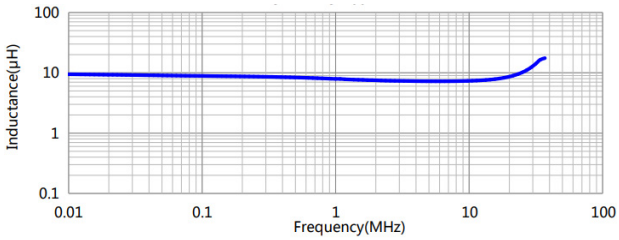

HDRN4D28N330□L00

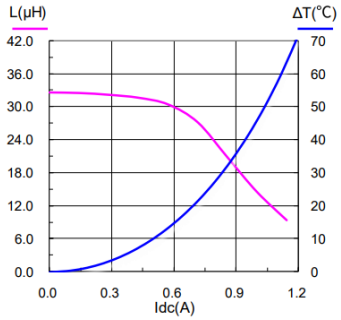

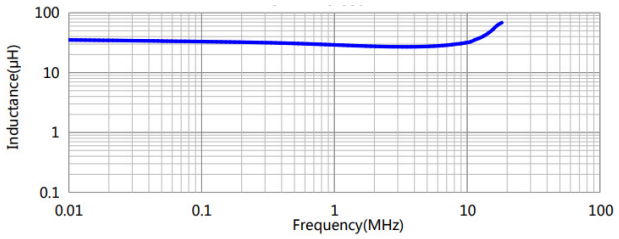

HDRN4D28N101□L00

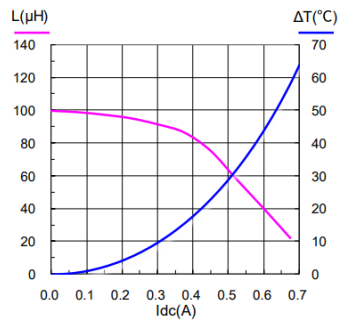

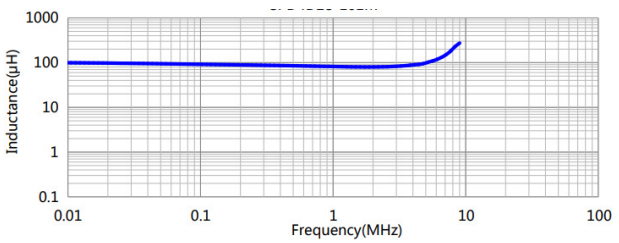

Product Characteristic Curve

HDRN5D28N

Saturation Current vs Temperature Rise Current Curve

Inductance vs Frequency

HDRN5D28N3R3□L00

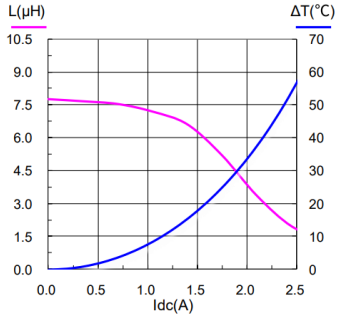

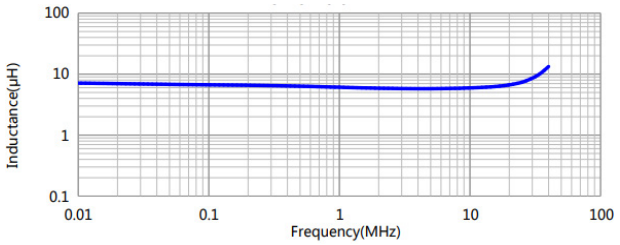

HDRN5D28N8R2□L00

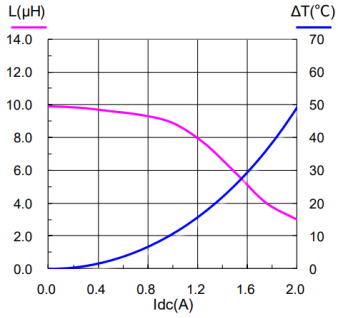

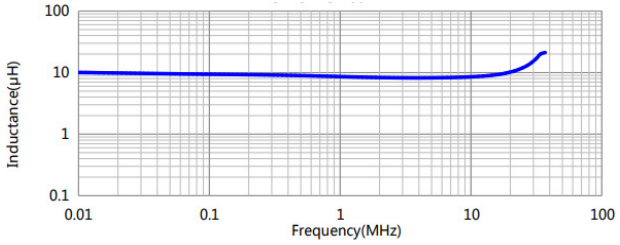

HDRN5D28N100□L00

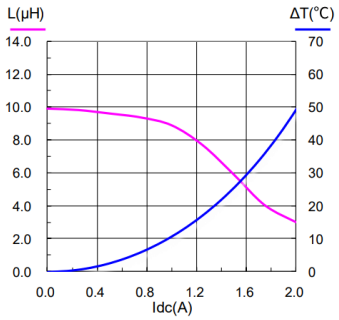

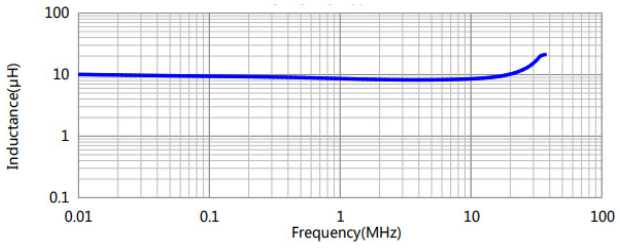

HDRN5D28N471□L00

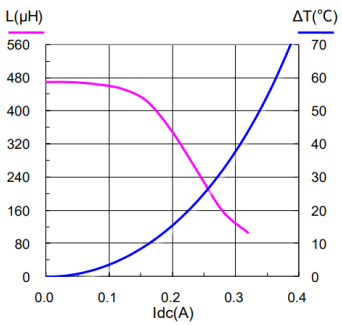

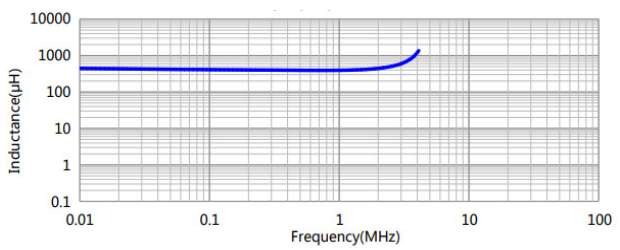

Product Characteristic Curve

HDRN6D28N

Saturation Current vs Temperature Rise Current Curve

Inductance vs Frequency

HDRN6D28N1R0□L00

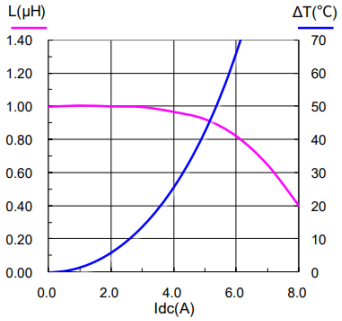

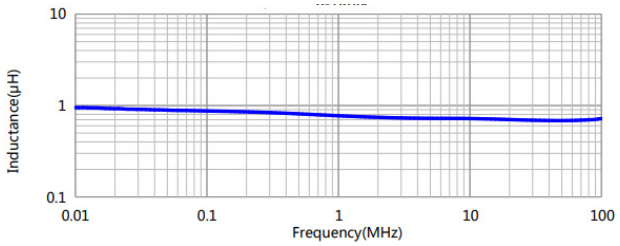

HDRN6D28N100□L00

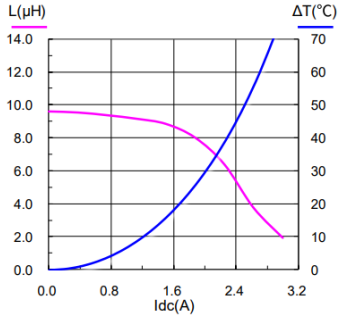

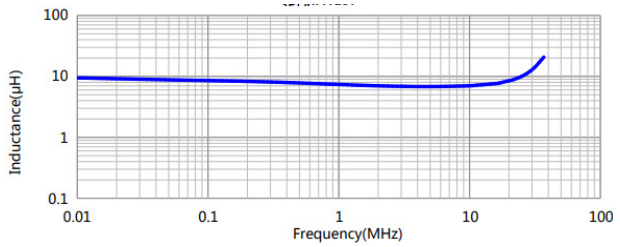

HDRN6D28N330□L00

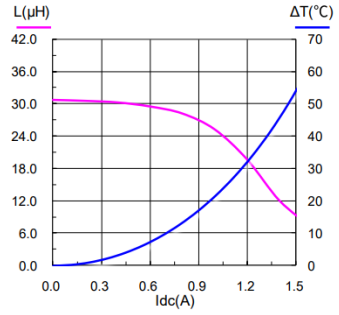

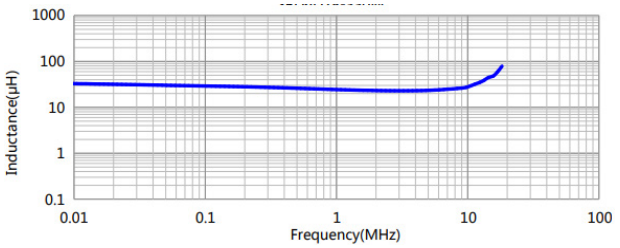

HDRN6D28N221□L00

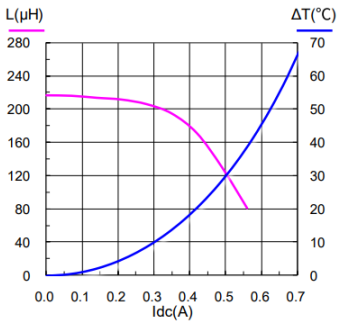

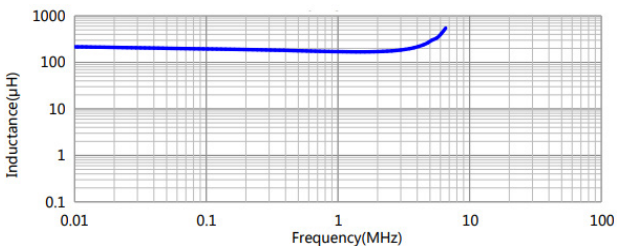

Product Characteristic Curve

HDRN6D38N

Saturation Current vs Temperature Rise Current Curve

Inductance vs Frequency

HDRN6D38N100□L00

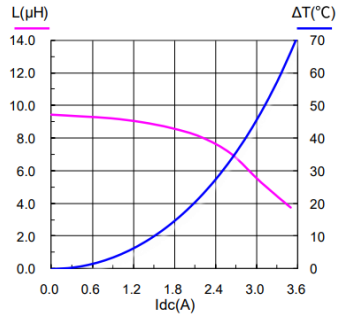

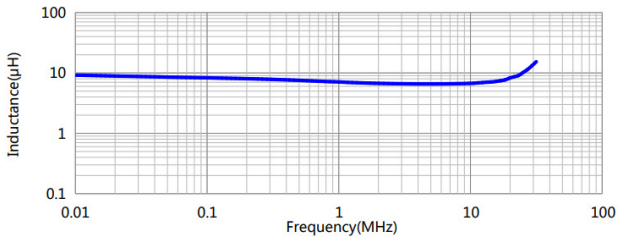

HDRN6D38N330□L00

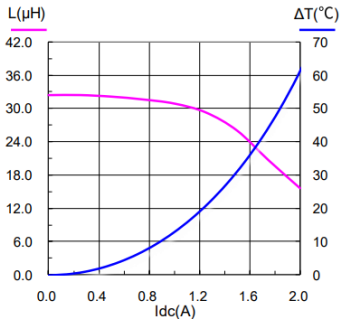

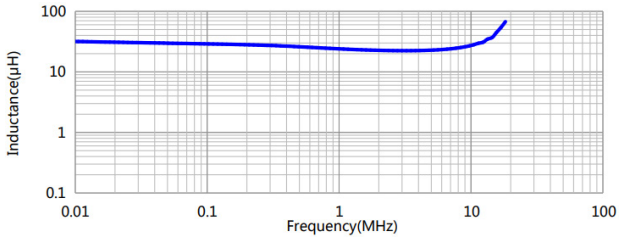

HDRN6D38N101□L00

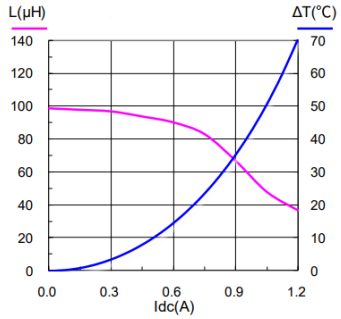

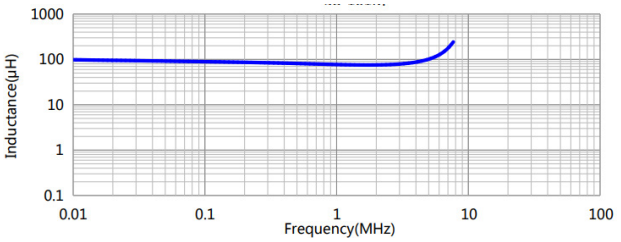

Packaging Specifications

Tape Dimensions

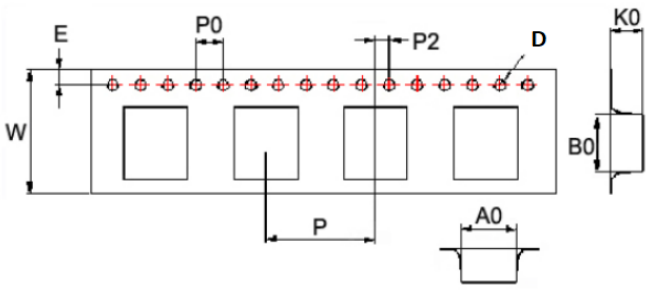

Reel Dimensions

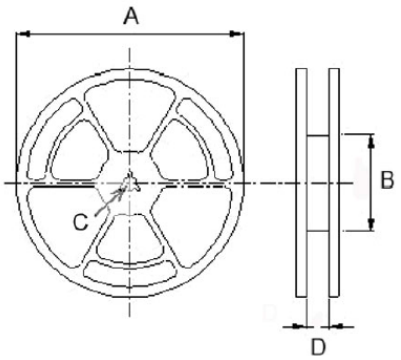

Dimensions in mm

TYPE	Tape Dimensions									Reel Dimensions				Quantity PCS/REEL
	A0	B0	K0	D	E	W	P	P0	P2	A	B	C	D	
HDRN3D16	4.10	4.10	2.00	1.55	1.75	12	8	4	2	178	60	13	13.2	1000
HDRN4D18	5.30	5.30	2.40	1.55	1.75	12	8	4	2	330	100	13	13.4	2000
HDRN4D28	5.30	5.30	3.40	1.55	1.75	12	8	4	2	330	100	13	13.4	2000
HDRN4D40	5.35	5.35	4.10	1.55	1.75	12	8	4	2	330	100	13	13.4	1000
HDRN5D18	6.20	6.20	2.20	1.55	1.75	16	12	4	2	330	100	13	13.4	1500
HDRN5D28	6.20	6.20	3.01	1.55	1.75	16	12	4	2	330	100	13	17.4	1500
HDRN6D28	7.25	7.25	3.35	1.55	1.75	16	12	4	2	330	100	13	17.4	1500
HDRN6D38	7.10	7.10	4.10	1.55	1.75	16	12	4	2	330	100	13	17.4	1000

HDRN103~105 SERIES

FEATURES



- RoHS, Halogen Free and REACH Compliance
- Magnetic shielded
- Various package size and wide inductance range

Applications

- AP Routers
- STBs
- LCD TVs and monitors
- Game consoles
- LED lightings
- DC/DC converters

ORDERING CODE

HDRN	103	N	100	□	L	00
(1)	(2)	(3)	(4)	(5)	(6)	(7)

J : ±5% K : ±10% L : ±15% M : ±20% Y : ±25% T : ±30%

(1) Type
(2) Dimensions
(3) Material code
(4) Inductance
(5) Inductance Tolerance
(6) Terminal Code
(7) Tail code

HDRN103R~105R

Shape and Dimensions

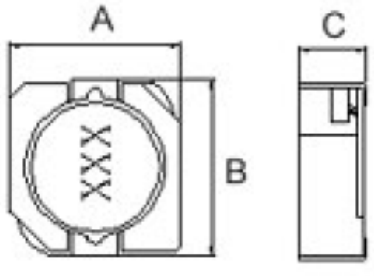

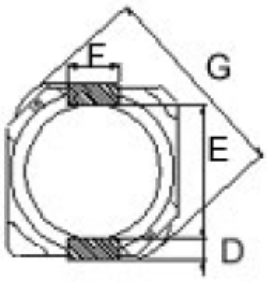

Recommended Pattern

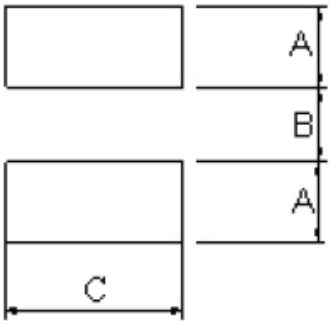

Dimensions in mm

TYPE	A	B	C	D	E	F	G	A	B	C
HDRN103	10.3^{+0}	10.5^{+0}	3.1^{+0}	1.2	7.7	3.0	13.5^{+0}	1.6	7.3	3.2
HDRN104	10.3^{+0}	10.5^{+0}	4.0^{+0}	1.2	7.7	3.0	13.5^{+0}	1.6	7.3	3.2
HDRN105	10.3^{+0}	10.5^{+0}	5.1^{+0}	1.2	7.7	3.0	13.5^{+0}	1.6	7.3	3.2

HDRN103 series Standard Specifications

Part No.	Inductance (μH)	Test Freq.	DCR(Ω) Max.	Isat(A)	Tolerance (±%)	Marking
HDRN103N4R7□L00	4.7	100 kHz,1 V	0.030	4.65	30	4R7
HDRN103N6R8□L00	6.8	100 kHz,1 V	0.035	3.84	30	6R8
HDRN103N100□L00	10.0	100 kHz,1 V	0.059	3.18	20,30	100
HDRN103N150□L00	15.0	100 kHz,1 V	0.091	2.60	20,30	150
HDRN103N330□L00	33.0	100 kHz,1 V	0.202	1.74	20,30	330
HDRN103N470□L00	47.0	100 kHz,1 V	0.299	1.43	20,30	470
HDRN103N560□L00	56.0	100 kHz,1 V	0.325	0.90	20,30	560

NOTE: □-Tolerance M=±20% / T=±30%

1.Operating temperature range －40℃～125℃ (Including self - temperature rise)

2.Isat for Inductance drop 35% from its value without current.

HDRN104 series Standard Specifications

Part No.	Inductance (μH)	Test Freq.	DCR(Ω) Max.	Isat(A)	Tolerance (±%)	Marking
HDRN104N1R0□L00	1.00	100 kHz,1 V	0.0075	11.00	30	1R0
HDRN104N1R5□L00	1.50	100 kHz,1 V	0.0081	10.00	30	1R5
HDRN104N1R8□L00	1.80	100 kHz,1 V	0.0095	8.50	30	1R8
HDRN104N2R2□L00	2.20	100 kHz,1 V	0.0105	7.50	30	2R2
HDRN104N2R5□L00	2.50	100 kHz,1 V	0.0105	7.50	30	2R5
HDRN104N3R3□L00	3.30	100 kHz,1 V	0.0130	6.00	30	3R3
HDRN104N3R8□L00	3.80	100 kHz,1 V	0.0130	6.00	30	3R8
HDRN104N4R7□L00	4.70	100 kHz,1 V	0.0180	5.70	30	4R7
HDRN104N5R2□L00	5.20	100 kHz,1 V	0.0220	5.50	30	5R2
HDRN104N5R6□L00	5.60	100 kHz,1 V	0.0270	5.00	30	5R6
HDRN104N6R8□L00	6.80	100 kHz,1 V	0.0270	5.00	20,30	6R8
HDRN104N7R0□L00	7.00	100 kHz,1 V	0.0270	4.80	20,30	7R0
HDRN104N8R2□L00	8.20	100 kHz,1 V	0.0330	4.50	20,30	8R2
HDRN104N100□L00	10.00	100 kHz,1 V	0.0350	4.40	20,30	100
HDRN104N150□L00	15.00	100 kHz,1 V	0.0500	3.60	20,30	150
HDRN104N180□L00	18.00	100 kHz,1 V	0.0700	3.50	20,30	180
HDRN104N220□L00	22.00	100 kHz,1 V	0.0730	2.90	20,30	220
HDRN104N270□L00	27.00	100 kHz,1 V	0.0900	2.50	20,30	270
HDRN104N330□L00	33.00	100 kHz,1 V	0.0930	2.30	20,30	330
HDRN104N390□L00	39.00	100 kHz,1 V	0.1280	2.10	20,30	390
HDRN104N470□L00	47.00	100 kHz,1 V	0.1280	2.10	20,30	470
HDRN104N560□L00	56.00	100 kHz,1 V	0.2130	1.60	20,30	560
HDRN104N680□L00	68.00	100 kHz,1 V	0.2130	1.50	20,30	680
HDRN104N820□L00	82.00	100 kHz,1 V	0.2800	1.35	20,30	820
HDRN104N101□L00	100.00	100 kHz,1 V	0.3040	1.35	20,30	101
HDRN104N151□L00	150.00	100 kHz,1 V	0.5060	1.15	20,30	151
HDRN104N201□L00	200.00	100 kHz,1 V	0.7560	0.92	20,30	201
HDRN104N221□L00	220.00	100 kHz,1 V	0.7560	0.92	20,30	221
HDRN104N331□L00	330.00	100 kHz,1 V	1.0900	0.70	20,30	331
HDRN104N471□L00	470.00	100 kHz,1 V	1.6000	0.50	20,30	471
HDRN104N102□L00	1000.00	100 kHz,1 V	4.0000	0.30	20,30	102

NOTE: □-Tolerance M=±20% / T=±30%

1.Operating temperature range －40℃～125℃ (Including self - temperature rise)

2.Isat for Inductance drop 35% from its value without current.

HDRN105 series Standard Specifications

Part No.	Inductance (μH)	Test Freq.	DCR(Ω) Max.	Isat(A)	Tolerance (±%)	Marking
HDRN105NR80□L00	0.80	100 kHz,1 V	0.0043	13.50	30	R80
HDRN105N1R5□L00	1.50	100 kHz,1 V	0.0058	10.50	30	1R5
HDRN105N2R2□L00	2.20	100 kHz,1 V	0.0110	9.25	30	2R2
HDRN105N3R3□L00	3.30	100 kHz,1 V	0.0125	7.80	30	3R3
HDRN105N4R7□L00	4.70	100 kHz,1 V	0.015	6.40	30	4R7
HDRN105N6R8□L00	6.80	100 kHz,1 V	0.018	5.40	30	6R8
HDRN105N8R2□L00	8.20	100 kHz,1 V	0.020	4.85	30	8R2
HDRN105N100□L00	10.00	100 kHz,1 V	0.026	4.45	20,30	100
HDRN105N120□L00	12.00	100 kHz,1 V	0.033	4.00	20,30	120
HDRN105N150□L00	15.00	100 kHz,1 V	0.041	3.60	20,30	150
HDRN105N180□L00	18.00	100 kHz,1 V	0.046	3.20	20,30	180
HDRN105N220□L00	22.00	100 kHz,1 V	0.061	2.95	20,30	220
HDRN105N270□L00	27.00	100 kHz,1 V	0.069	2.70	20,30	270
HDRN105N330□L00	33.00	100 kHz,1 V	0.084	2.50	20,30	330
HDRN105N390□L00	39.00	100 kHz,1 V	0.106	2.30	20,30	390
HDRN105N470□L00	47.00	100 kHz,1 V	0.130	2.00	20,30	470
HDRN105N560□L00	56.00	100 kHz,1 V	0.149	1.90	20,30	560
HDRN105N680□L00	68.00	100 kHz,1 V	0.201	1.65	20,30	680
HDRN105N820□L00	82.00	100 kHz,1 V	0.227	1.50	20,30	820
HDRN105N101□L00	100.00	100 kHz,1 V	0.253	1.35	20,30	101
HDRN105N121□L00	120.00	100 kHz,1 V	0.303	1.28	20,30	121
HDRN105N151□L00	150.00	100 kHz,1 V	0.370	1.12	20,30	151
HDRN105N181□L00	180.00	100 kHz,1 V	0.419	1.04	20,30	181
HDRN105N221□L00	220.00	100 kHz,1 V	0.500	0.94	20,30	221
HDRN105N271□L00	270.00	100 kHz,1 V	0.672	0.84	20,30	271
HDRN105N331□L00	330.00	100 kHz,1 V	0.812	0.75	20,30	331
HDRN105N391□L00	390.00	100 kHz,1 V	0.953	0.70	20,30	391
HDRN105N471□L00	470.00	100 kHz,1 V	1.290	0.60	20,30	471
HDRN105N561□L00	560.00	100 kHz,1 V	1.430	0.54	20,30	561
HDRN105N681□L00	680.00	100 kHz,1 V	1.600	0.52	20,30	681
HDRN105N821□L00	820.00	100 kHz,1 V	1.770	0.50	20,30	821
HDRN105N102□L00	1000.00	100 kHz,1 V	1.990	0.48	20,30	102

NOTE: □-Tolerance M=±20% / T=±30%

1.Operating temperature range — 40℃ ~ 125℃ (Including self - temperature rise)

2.Isat for Inductance drop 35% from its value without current.

Product Characteristic Curve

HDRN104N

Saturation Current vs Temperature Rise Current Curve

Inductance vs Frequency

HDRN104N4R7□L00

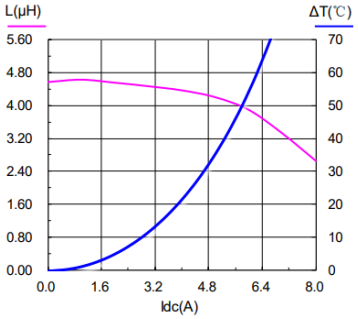

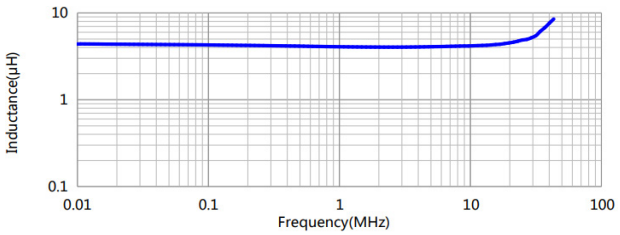

HDRN104N100□L00

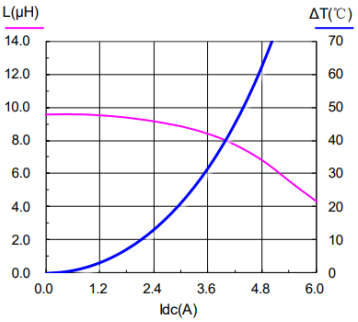

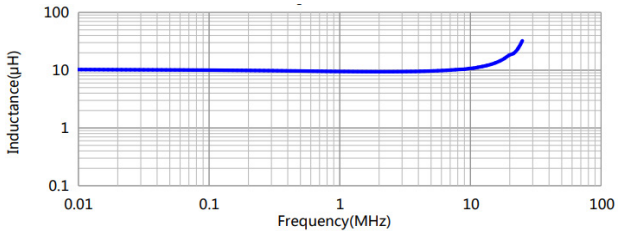

HDRN104N101□L00

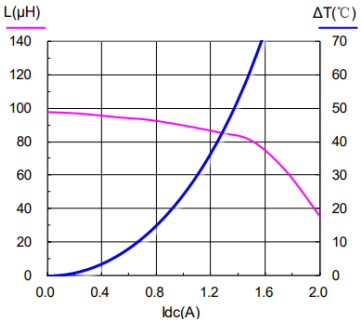

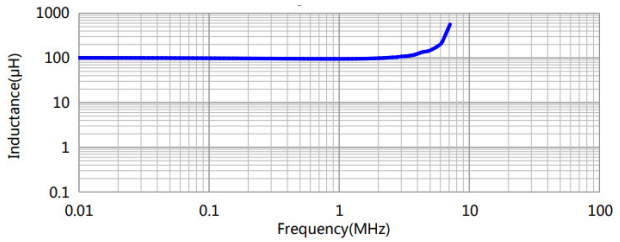

HDRN104N471□L00

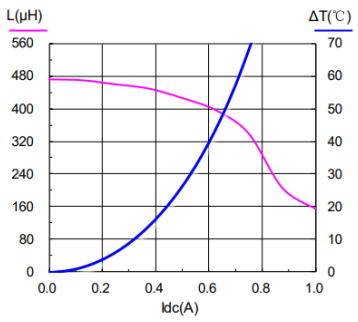

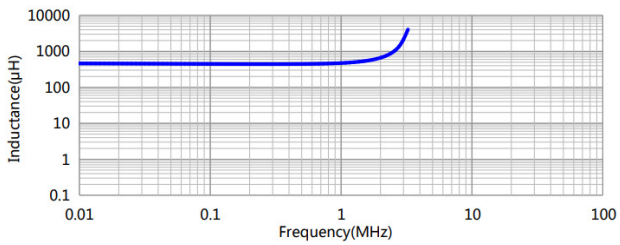

Product Characteristic Curve

HDRN105N

Saturation Current vs Temperature Rise Current Curve

Inductance vs Frequency

HDRN105N4R7□L00

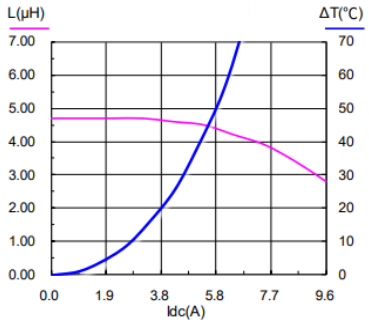

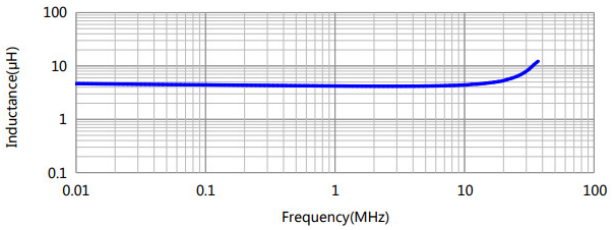

HDRN105N100□L00

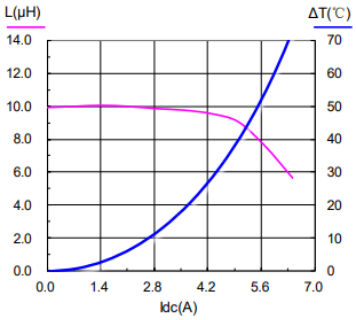

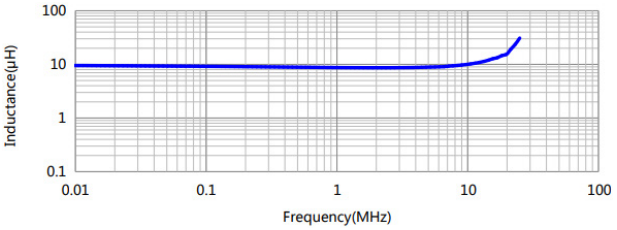

HDRN105N101□L00

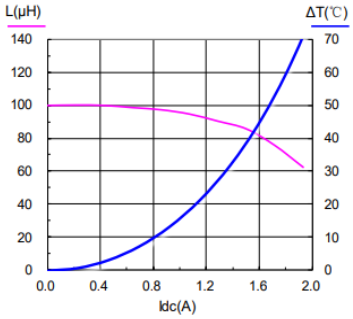

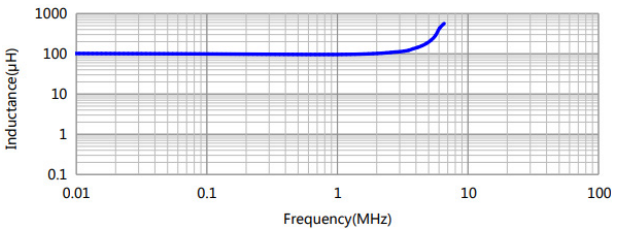

HDRN105N471□L00

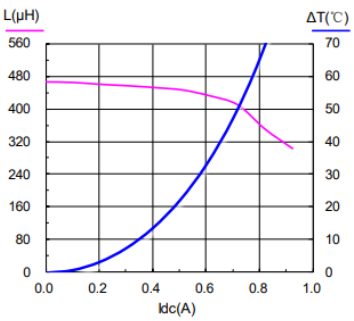

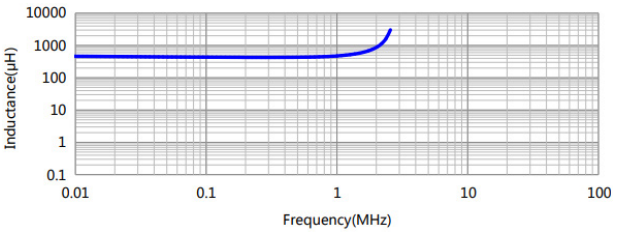

Packaging Specifications

Tape Dimensions

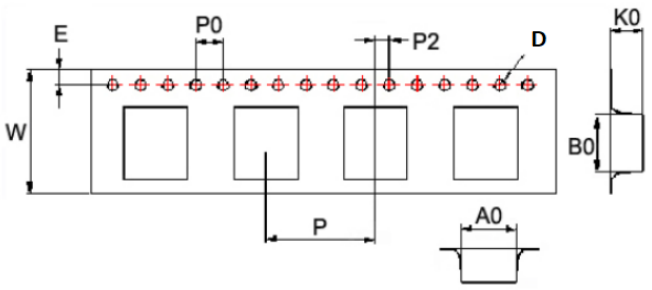

Reel Dimensions

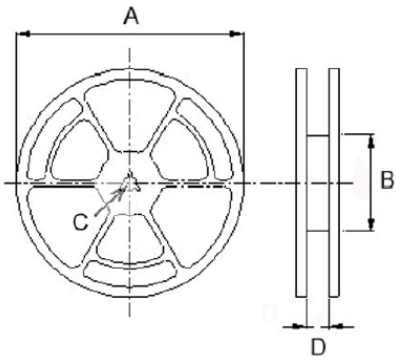

Dimensions in mm

TYPE	Tape Dimensions									Reel Dimensions				Quantity PCS/REEL
	A0	B0	K0	D	E	W	P	P0	P2	A	B	C	D	
HDRN103	10.6	10.75	4.2	1.5	1.75	24	16	4	2	330	100	13	24.4	1000
HDRN104	10.6	10.75	4.2	1.5	1.75	24	16	4	2	330	100	13	24.4	1000
HDRN105	10.6	10.6	5.3	1.5	1.75	24	16	4	2	330	100	13	24.4	500

HBFN SERIES



FEATURES

- RoHS, Halogen Free and REACH Compliance
- Magnetic shielded
- Various package size and wide inductance range

Applications

- AP Routers
- STBs
- LCD TVs and monitors
- Game consoles
- LED lightings
- DC/DC converters

ORDERING CODE

HBFN	0628	N	100	□	E	00
(1)	(2)	(3)	(4)	(5)	(6)	(7)

J : ±5% K : ±10% L : ±15% M : ±20% Y : ±25% T : ±30%

(1) Type
(2) Dimensions
(3) Material code
(4) Inductance
(5) Inductance Tolerance
(6) Terminal Code
(7) Tail code

Shape and Dimensions

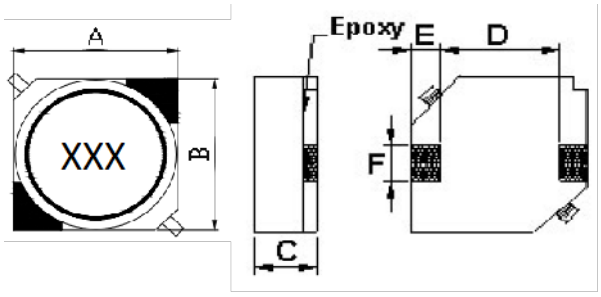

Recommended Pattern

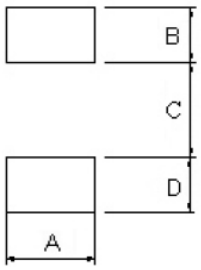

Dimensions in mm

TYPE	A	B	C	D	E	F
HBFN0628	6.0±0.2	6.0±0.2	2.8±0.2	3.0typ	1.5typ	2.0±0.1
HBFN0728	7.0±0.2	7.0±0.2	2.8±0.2	4.9typ	0.9typ	2.0typ
HBFN0732	7.0±0.2	7.0±0.2	3.2±0.2	4.9typ	0.9typ	2.0typ
HBFN0745	7.0±0.2	7.0±0.2	4.5±0.2	4.9typ	0.9typ	2.0typ
HBFN0755	7.0±0.2	7.0±0.2	5.5±0.4	4.9typ	0.9typ	2.0typ
HBFN1045	10.1±0.3	10.1±0.3	4.5±0.4	6.0typ	2.0typ	3.0typ
HBFN1055	10.1±0.3	10.1±0.3	5.5±0.4	6.0typ	2.0typ	3.0typ
HBFN1255	12.5±0.3	12.5±0.3	5.5±0.4	8.6typ	2.0typ	3.0typ
HBFN1265	12.5±0.3	12.5±0.3	6.5±0.4	8.6typ	2.0typ	3.0typ
HBFN1275	12.5±0.3	12.5±0.3	7.5±0.4	8.6typ	2.0typ	3.0typ

A	B	C	D
2.2	1.5	4.0	1.5
2.2	1.5	4.9	1.5
2.2	1.5	4.9	1.5
2.2	1.5	4.9	1.5
2.2	1.5	4.9	1.5
3.2	2.5	5.6	2.5
3.2	2.5	5.6	2.5
3.2	2.5	8.6	2.5
3.2	2.5	8.6	2.5
3.2	2.5	8.6	2.5

HBFN0628 series Standard Specifications

Part No.	Inductance (μH)	Test Freq.	DCR(Ω) Max.	Isat(A)	Irms(A) Max.	Marking
HBFN0628N4R7□E00	4.70	0.5V 1kHz	0.03692	1.60	2.50	4R7
HBFN0628N5R4□E00	5.40	0.5V 1kHz	0.04290	1.50	2.00	5R4
HBFN0628N6R8□E00	6.80	0.5V 1kHz	0.04602	1.50	2.20	6R8
HBFN0628N100□E00	10.00	0.5V 1kHz	0.06916	1.30	1.80	100
HBFN0628N150□E00	15.00	0.5V 1kHz	0.09685	1.00	1.40	150
HBFN0628N220□E00	22.00	0.5V 1kHz	0.13520	0.77	1.30	220
HBFN0628N330□E00	33.00	0.5V 1kHz	0.19240	0.69	1.10	330
HBFN0628N470□E00	47.00	0.5V 1kHz	0.27300	0.59	0.92	470
HBFN0628N680□E00	68.00	0.5V 1kHz	0.37700	0.50	0.78	680
HBFN0628N101□E00	100.00	0.5V 1kHz	0.55900	0.42	0.64	101

HBFN0728 series Standard Specifications

Part No.	Inductance (μH)	Test Freq.	DCR(Ω) Max.	Isat(A)	Irms(A) Max.	Marking
HBFN0728N2R2□E00	2.20	0.5V 1kHz	0.0416	1.80	2.30	2R2
HBFN0728N3R3□E00	3.30	0.5V 1kHz	0.0481	1.60	2.00	3R3
HBFN0728N4R7□E00	4.70	0.5V 1kHz	0.0585	1.50	1.80	4R7
HBFN0728N5R0□E00	5.00	0.5V 1kHz	0.0585	2.40	1.50	5R0
HBFN0728N6R8□E00	6.80	0.5V 1kHz	0.0767	1.30	1.30	6R8
HBFN0728N8R2□E00	8.20	0.5V 1kHz	0.0845	1.10	1.00	8R2
HBFN0728N100□E00	10.00	0.5V 1kHz	0.1079	1.10	1.00	100
HBFN0728N150□E00	15.00	0.5V 1kHz	0.169	0.88	0.85	150
HBFN0728N220□E00	22.00	0.5V 1kHz	0.234	0.75	0.78	220
HBFN0728N330□E00	33.00	0.5V 1kHz	0.312	0.65	0.66	330
HBFN0728N470□E00	47.00	0.5V 1kHz	0.442	0.54	0.52	470

NOTE: Tolerance M=±20% / T=±30%

1.Operating temperature range －40℃～125℃ (Including self - temperature rise)

2.Isat for Inductance drop 30% from its value without current.

3.Irms for a 40℃ temprature rise from 25℃ ambient.

HBFN0732 series Standard Specifications

Part No.	Inductance (μH)	Test Freq.	DCR(Ω) Max.	Isat(A)	Marking
HBFN0732N2R2□E00	2.20	0.5V 1kHz	0.0234	2.10	2R2
HBFN0732N3R3□E00	3.30	0.5V 1kHz	0.0299	1.90	3R3
HBFN0732N4R7□E00	4.70	0.5V 1kHz	0.0468	1.70	4R7
HBFN0732N6R8□E00	6.80	0.5V 1kHz	0.0533	1.60	6R8
HBFN0732N100□E00	10.00	0.5V 1kHz	0.0689	1.40	100
HBFN0732N150□E00	15.00	0.5V 1kHz	0.0975	1.10	150
HBFN0732N220□E00	22.00	0.5V 1kHz	0.1430	0.96	220
HBFN0732N330□E00	33.00	0.5V 1kHz	0.2080	0.75	330
HBFN0732N470□E00	47.00	0.5V 1kHz	0.3120	0.67	470
HBFN0732N680□E00	68.00	0.5V 1kHz	0.4030	0.59	680
HBFN0732N101□E00	100.00	0.5V 1kHz	0.5850	0.45	101
HBFN0732N151□E00	150.00	0.5V 1kHz	0.8450	0.37	151
HBFN0732N221□E00	220.00	0.5V 1kHz	1.3650	0.29	221
HBFN0732N331□E00	330.00	0.5V 1kHz	2.1710	0.22	331
HBFN0732N471□E00	470.00	0.5V 1kHz	2.6650	0.20	471
HBFN0732N681□E00	680.00	0.5V 1kHz	4.0950	0.16	681
HBFN0732N102□E00	1000.00	0.5V 1kHz	6.2140	0.13	102

NOTE: Tolerance M=±20% / T=±30%

1.Operating temperature range －40℃～125℃ (Including self - temperature rise)

2.Isat for Inductance drop 30% from its value without current.

3.Irms for a 40℃ temprature rise from 25℃ ambient.

HBFN0745 series Standard Specifications

Part No.	Inductance (μH)	Test Freq.	DCR(Ω) Max.	Isat(A)	Irms(A) Max.	Marking
HBFN0745N3R3□E00	3.30	0.5V 1kHz	0.0260	2.50	2.30	3R3
HBFN0745N4R7□E00	4.70	0.5V 1kHz	0.0390	2.00	2.10	4R7
HBFN0745N6R8□E00	6.80	0.5V 1kHz	0.0507	1.70	1.74	6R8
HBFN0745N100□E00	10.00	0.5V 1kHz	0.0468	1.30	1.78	100
HBFN0745N150□E00	15.00	0.5V 1kHz	0.0676	1.10	1.53	150
HBFN0745N220□E00	22.00	0.5V 1kHz	0.0793	0.90	1.34	220
HBFN0745N330□E00	33.00	0.5V 1kHz	0.1248	0.82	1.09	330
HBFN0745N470□E00	47.00	0.5V 1kHz	0.1625	0.75	0.92	470
HBFN0745N680□E00	68.00	0.5V 1kHz	0.2275	0.60	0.77	680
HBFN0745N101□E00	100.00	0.5V 1kHz	0.3250	0.50	0.65	101
HBFN0745N151□E00	150.00	0.5V 1kHz	0.4420	0.40	0.55	151
HBFN0745N221□E00	220.00	0.5V 1kHz	0.6760	0.33	0.45	221
HBFN0745N331□E00	330.00	0.5V 1kHz	0.9620	0.25	0.37	331
HBFN0745N471□E00	470.00	0.5V 1kHz	1.3650	0.22	0.31	471
HBFN0745N681□E00	680.00	0.5V 1kHz	1.9240	0.20	0.27	681
HBFN0745N102□E00	1000.00	0.5V 1kHz	2.9640	0.14	0.25	102

HBFN0755 series Standard Specifications

Part No.	Inductance (μH)	Test Freq.	DCR(Ω) Max.	Isat(A)	Irms(A) Max.	Marking
HBFN0755N1R5□E00	1.50	1V 100kHz	0.02262	6.20	4.00	1R5
HBFN0755N2R2□E00	2.20	1V 100kHz	0.02821	5.30	3.50	2R2
HBFN0755N3R3□E00	3.30	1V 100kHz	0.03120	4.30	3.30	3R3
HBFN0755N4R7□E00	4.70	1V 100kHz	0.03640	3.60	3.10	4R7
HBFN0755N6R8□E00	6.80	1V 100kHz	0.04420	3.00	2.80	6R8
HBFN0755N100□E00	10.00	1V 100kHz	0.05083	2.60	2.50	100
HBFN0755N150□E00	15.00	1V 100kHz	0.06604	2.10	2.20	150
HBFN0755N220□E00	22.00	1V 100kHz	0.08359	1.70	2.00	220
HBFN0755N470□E00	47.00	1V 100kHz	0.20150	0.80	1.00	470

NOTE: Tolerance M=±20% / T=±30%

1.Operating temperature range －40℃～125℃ (Including self - temperature rise)

2.Isat for Inductance drop 30% from its value without current.

3.Irms for a 40℃ temprature rise from 25℃ ambient.

HBFN1045 series Standard Specifications

Part No.	Inductance (μH)	Test Freq.	DCR(Ω) Max.	Isat(A)	Irms(A) Max.	Marking
HBFN1045N4R7□E00	4.70	0.5V 1kHz	0.02600	4.50	3.00	4R7
HBFN1045N100□E00	10.00	0.5V 1kHz	0.04732	3.00	2.50	100
HBFN1045N150□E00	15.00	0.5V 1kHz	0.06136	2.40	2.20	150
HBFN1045N220□E00	22.00	0.5V 1kHz	0.07683	2.10	1.90	220
HBFN1045N330□E00	33.00	0.5V 1kHz	0.10595	1.60	1.70	330
HBFN1045N470□E00	47.00	0.5V 1kHz	0.1300	1.40	1.50	470
HBFN1045N680□E00	68.00	0.5V 1kHz	0.1820	1.20	1.30	680
HBFN1045N101□E00	100.00	0.5V 1kHz	0.2600	1.00	1.10	101
HBFN1045N151□E00	150.00	0.5V 1kHz	0.4550	0.79	0.81	151
HBFN1045N221□E00	220.00	0.5V 1kHz	0.6110	0.65	0.70	221
HBFN1045N271□E00	270.00	0.5V 1kHz	0.7540	0.58	0.60	271
HBFN1045N331□E00	330.00	0.5V 1kHz	0.8840	0.54	0.58	331
HBFN1045N471□E00	470.00	0.5V 1kHz	1.3390	0.47	0.47	471
HBFN1045N681□E00	680.00	0.5V 1kHz	2.0800	0.38	0.38	681
HBFN1045N102□E00	1000.00	0.5V 1kHz	3.6400	0.32	0.29	102
THBFN1045N152□E00	1500.00	0.5V 1kHz	4.4200	0.22	0.26	152

HBFN1055 series Standard Specifications

Part No.	Inductance (μH)	Test Freq.	DCR(Ω) Max.	Isat(A)	Irms(A) Max.	Marking
HBFN1055N4R7□E00	4.70	0.5V 1kHz	0.0350	4.00	3.5	4R7
HBFN1055N100□E00	10.00	0.5V 1kHz	0.0400	3.00	2.8	100
HBFN1055N220□E00	22.00	0.5V 1kHz	0.0456	2.50	2.2	220
HBFN1055N330□E00	33.00	0.5V 1kHz	0.0850	2.10	1.8	330

NOTE: Tolerance M=±20% / T=±30%

1.Operating temperature range －40℃～125℃ (Including self - temperature rise)

2.Isat for Inductance drop 30% from its value without current.

3.Irms for a 40℃ temprature rise from 25℃ ambient.

HBFN1255 series Standard Specifications

Part No.	Inductance (μH)	Test Freq.	DCR(Ω) Max.	Isat(A)	Irms(A) Max.	Marking
HBFN1255N6R0□E00	6.00	0.5V 1kHz	0.02132	3.60	4.90	6R0
HBFN1255N100□E00	10.00	0.5V 1kHz	0.02795	3.40	4.30	100
HBFN1255N150□E00	15.00	0.5V 1kHz	0.03367	2.80	3.90	150
HBFN1255N220□E00	22.00	0.5V 1kHz	0.04394	2.30	3.40	220
HBFN1255N330□E00	33.00	0.5V 1kHz	0.05395	1.90	3.10	330
HBFN1255N470□E00	47.00	0.5V 1kHz	0.08034	1.60	2.50	470
HBFN1255N680□E00	68.00	0.5V 1kHz	0.10816	1.30	2.20	680
HBFN1255N101□E00	100.00	0.5V 1kHz	0.15210	1.10	1.80	101
HBFN1255N151□E00	150.00	0.5V 1kHz	0.24700	0.88	1.40	151
HBFN1255N221□E00	220.00	0.5V 1kHz	0.35100	0.72	1.20	221
HBFN1255N331□E00	330.00	0.5V 1kHz	0.53300	0.59	1.00	331
HBFN1255N471□E00	470.00	0.5V 1kHz	0.67600	0.49	0.88	471
HBFN1255N681□E00	680.00	0.5V 1kHz	0.98800	0.43	0.73	681
HBFN1255N102□E00	1000.00	0.5V 1kHz	1.45600	0.34	0.60	102
HBFN1255N152□E00	1500.00	0.5V 1kHz	2.24900	0.29	0.48	152

HBFN1265 series Standard Specifications

Part No.	Inductance (μH)	Test Freq.	DCR(Ω) Max.	Isat(A)	Irms(A) Max.	Marking
HBFN1265N2R0□E00	2.00	0.5V 1kHz	0.01521	10.00	6.20	2R0
HBFN1265N4R2□E00	4.20	0.5V 1kHz	0.01950	7.30	5.50	4R2
HBFN1265N7R0□E00	7.00	0.5V 1kHz	0.02301	5.70	5.00	7R0
HBFN1265N100□E00	10.00	0.5V 1kHz	0.02626	5.00	4.80	100
HBFN1265N150□E00	15.00	0.5V 1kHz	0.03081	4.20	4.40	150
HBFN1265N220□E00	22.00	0.5V 1kHz	0.04108	3.50	3.80	220
HBFN1265N330□E00	33.00	0.5V 1kHz	0.05278	2.80	3.40	330
HBFN1265N470□E00	47.00	0.5V 1kHz	0.07514	2.40	2.80	470
HBFN1265N680□E00	68.00	0.5V 1kHz	0.10231	2.00	2.40	680
HBFN1265N101□E00	100.00	0.5V 1kHz	0.1599	1.60	1.90	101
HBFN1265N151□E00	150.00	0.5V 1kHz	0.2730	1.20	1.50	151
HBFN1265N221□E00	220.00	0.5V 1kHz	0.3549	1.00	1.20	221

NOTE: Tolerance M=±20% / T=±30%

1.Operating temperature range －40℃～125℃ (Including self - temperature rise)

2.Isat for Inductance drop 30% from its value without current.

3.Irms for a 40℃ temprature rise from 25℃ ambient.

HBFN1275 series Standard Specifications

Part No.	Inductance (μH)	Test Freq.	DCR(Ω) Max.	Isat(A)	Irms(A) Max.	Marking
HBFN1275N1R2□E00	1.20	0.5V 1kHz	0.00897	13.0	8.2	1R2
HBFN1275N2R7□E00	2.70	0.5V 1kHz	0.01222	10.0	7.0	2R7
HBFN1275N3R9□E00	3.90	0.5V 1KHZ	0.01352	9.0	6.7	3R9
HBFN1275N4R7□E00	4.70	0.5V 1KHZ	0.01430	7.8	6.3	4R7
HBFN1275N5R6□E00	5.60	0.5V 1KHZ	0.01508	7.8	6.3	5R6
HBFN1275N6R8□E00	6.80	0.5V 1KHZ	0.01703	7.2	5.9	6R8
HBFN1275N100□E00	10.00	0.5V 1kHz	0.02028	5.5	5.4	100
HBFN1275N150□E00	15.00	0.5V 1kHz	0.02392	4.7	5.0	150
HBFN1275N220□E00	22.00	0.5V 1kHz	0.03419	4.0	4.0	220
HBFN1275N330□E00	33.00	0.5V 1KHZ	0.05135	3.2	3.4	330
HBFN1275N470□E00	47.00	0.5V 1KHZ	0.06864	2.7	3.0	470
HBFN1275N680□E00	68.00	0.5V 1KHZ	0.10114	2.0	2.4	680
HBFN1275N101□E00	100.00	0.5V 1kHz	0.1625 0	1.9	1.9	101
HBFN1275N151□E00	150.00	0.5V 1kHz	0.22750	1.5	1.6	151
HBFN1275N221□E00	220.00	0.5V 1kHz	0.33540	1.3	1.3	221
HBFN1275N331□E00	330.00	0.5V 1KHZ	0.44200	0.9	0.7	331

NOTE: Tolerance M=±20% / T=±30%

1.Operating temperature range — 40℃～125℃ (Including self - temperature rise)

2.Isat for Inductance drop 30% from its value without current.

3.Irms for a 40℃ temprature rise from 25℃ ambient.

Product Characteristic Curve

HBFN0745

Saturation Current vs Temperature Rise Current Curve

Inductance vs Frequency

HBFN0745N4R7□E00

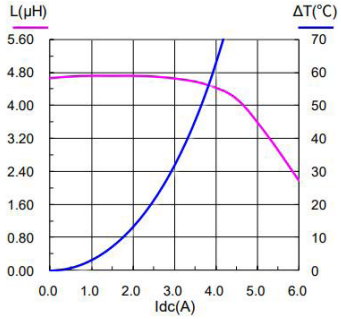

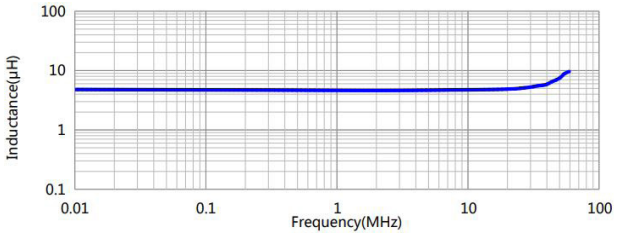

HBFN0745N100□NT00

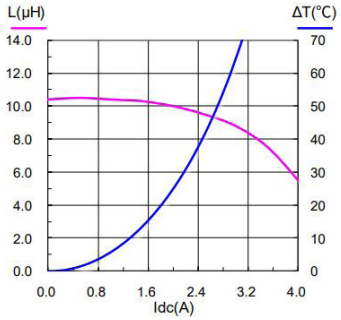

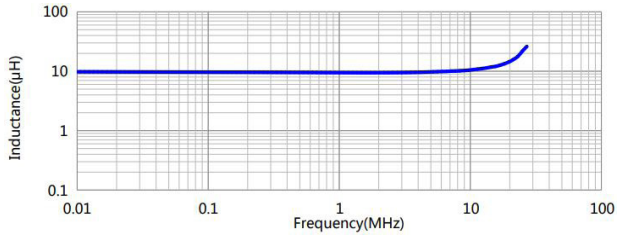

HBFN0745N101□NT00

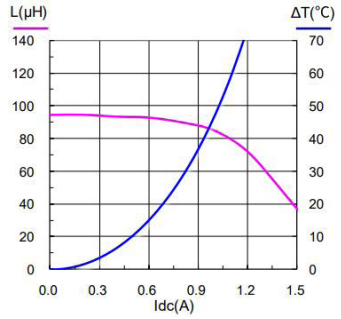

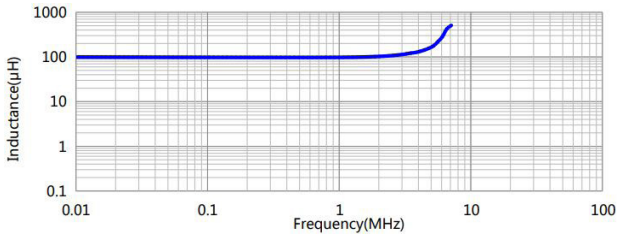

HNPN0745N102□NT00

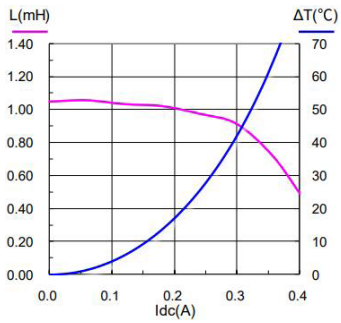

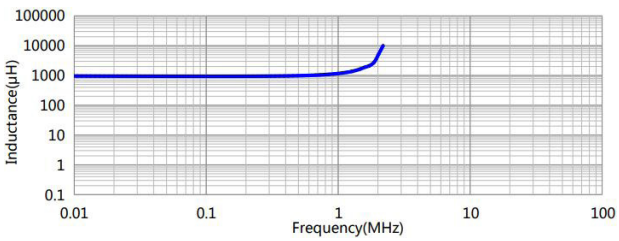

Product Characteristic Curve

HBFN1045

Saturation Current vs Temperature Rise Current Curve

Inductance vs Frequency

HBFN1045N4R7□E00

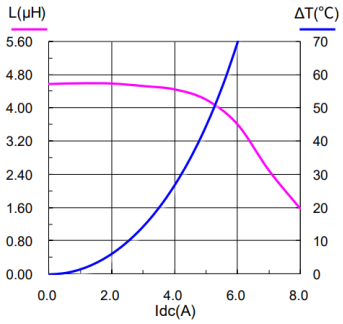

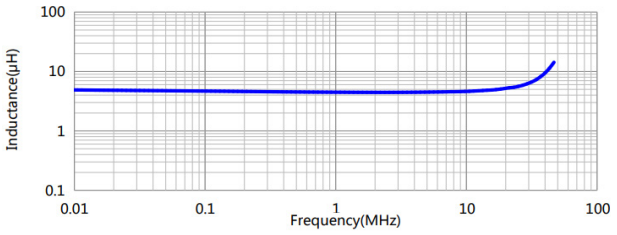

HBFN1045N100□NT00

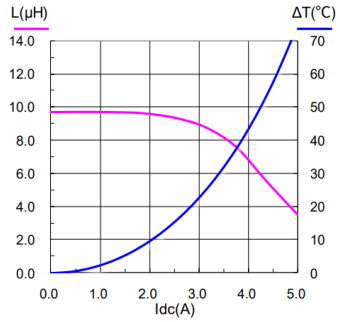

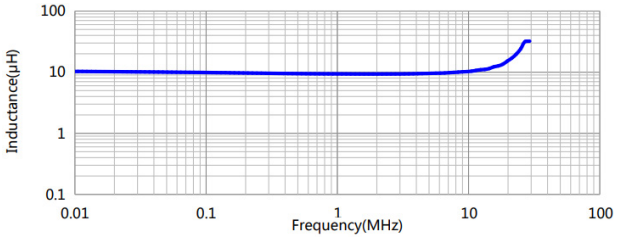

HBFN1045N101□NT00

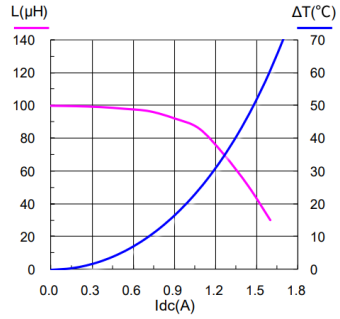

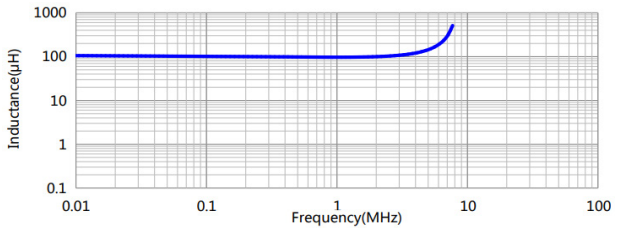

HNPN1045N102□NT00

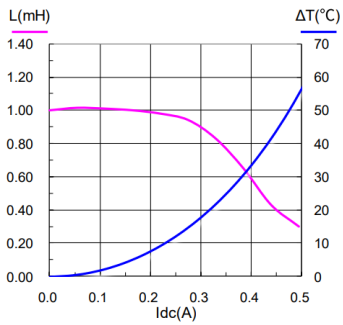

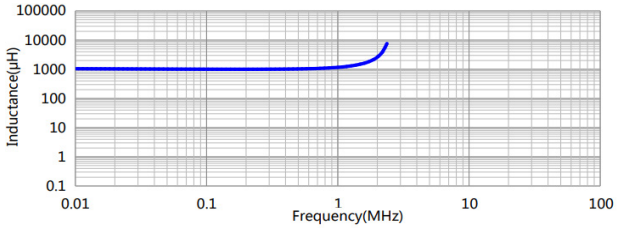

Product Characteristic Curve

HBFN1265

Saturation Current vs Temperature Rise Current Curve

Inductance vs Frequency

HBFN1265N100□E00

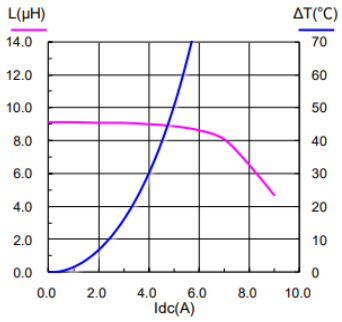

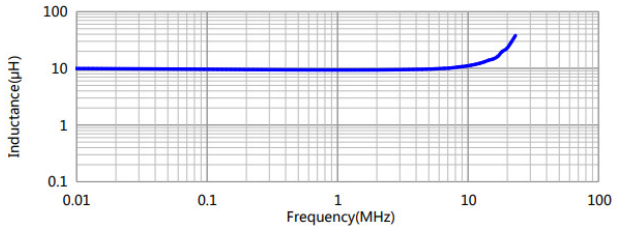

HBFN1265N220□NT00

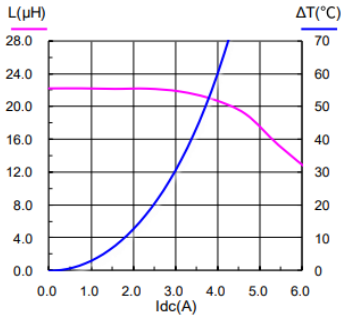

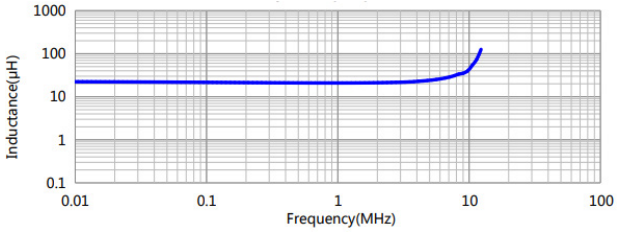

HBFN1265N101□NT00

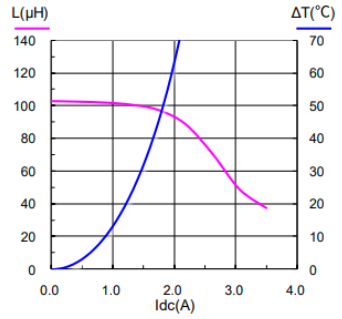

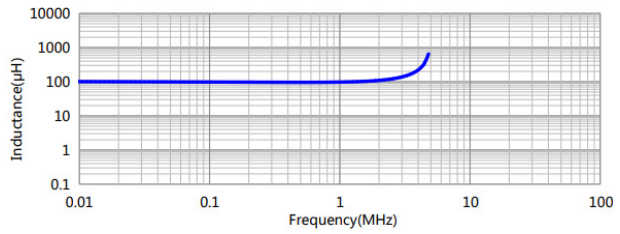

HNPN1045N221□NT00

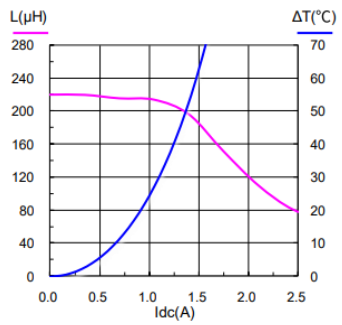

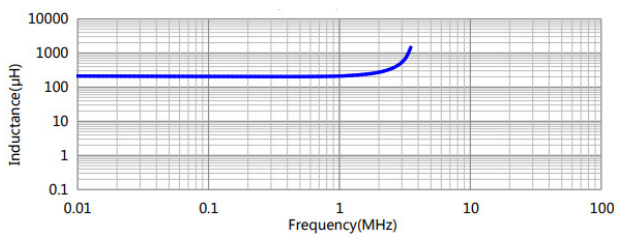

Packaging Specifications

Tape Dimensions

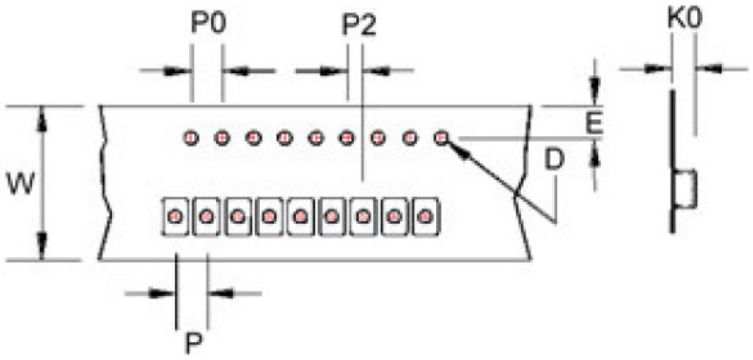

Reel Dimensions

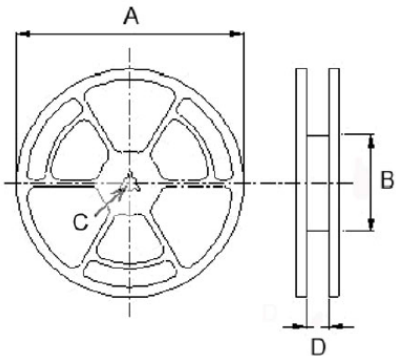

Dimensions in mm

TYPE	Tape Dimensions							Reel Dimensions				Quantity PCS/REEL
	K0	D	E	W	P	P0	P2	A	B	C	D	
HBFN0628	3.4	1.55	1.75	16	12	4	2	330	100	13	16	1000
HBFN0728	3.2	1.55	1.75	16	12	4	2	330	100	13	16	1000
HBFN0732	3.5	1.55	1.75	16	12	4	2	330	100	13	16	1000
HBFN0745	4.8	1.55	1.75	16	12	4	2	330	100	13	16	1000
HBFN0755	5.7	1.55	1.75	16	12	4	2	330	100	13	16	900
HBFN1045	5.0	1.55	1.75	24	16	4	2	330	100	13	24.4	500
HBFN1055	5.0	1.55	1.75	24	16	4	2	330	100	13	24.4	500
HBFN1255	6.0	1.55	1.75	24	16	4	2	330	100	13	24.4	500
HBFN1265	7.0	1.55	1.75	24	16	4	2	330	100	13	24.4	500
HBFN1275	8.2	1.55	1.75	24	16	4	2	330	100	13	24.4	350

HBNN SERIES

FEATURES



- RoHS, Halogen Free and REACH Compliance
- Unshielded power inductor
- Various package size and wide inductance range. HBNN-HC family is designed for low resistance and high current purpose

Applications

- DC/DC converters

ORDERING CODE

HBNN	0804	M	100	□	P	N	00
(1)	(2)	(3)	(4)	(5)	(6)	(7)	(8)

J : ±5% K : ±10% L : ±15% M : ±20% Y : ±25% T : ±30%

(1) Type
(2) Dimensions
(3) Material code
(4) Inductance
(5) Inductance Tolerance
(6)Terminal Code
(7)Shape code
(8)Tail code

HBNN0804~1306

Shape and Dimensions

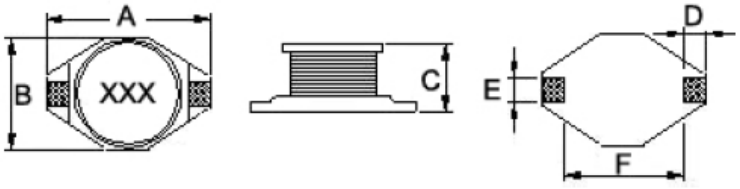

Recommended Pattern

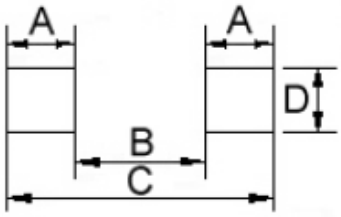

Dimensions in mm

TYPE	A	B	C	D	E	F	A	B	C	D
HBNN0804	12.95^{+0}	9.40^{+0}	5.21^{+0}	2.54	2.54	7.62	2.92	7.37	13.20	2.79
HBNN0810	12.95^{+0}	9.40^{+0}	11.43^{+0}	2.54	2.54	7.62	2.92	7.37	13.20	2.79
HBNN1306	18.54^{+0}	15.24^{+0}	7.11^{+0}	2.54	2.54	12.70	2.92	12.45	18.29	2.79

HBNN0804 series Standard Specifications

Part No.	Inductance (μH)	Test Freq.	DCR(Ω) Max	Isat(A)	Irms(A)	SRF(MHz) Typ.	Marking
HBNN0804M1R0□PN00	1.00	100 kHz,0.1 V	0.0090	9.00	6.80	100.00	1R0
HBNN0804M1R5□PN00	1.50	100 kHz,0.1 V	0.0100	8.00	6.40	90.00	1R5
HBNN0804M2R2□PN00	2.20	100 kHz,0.1 V	0.0120	7.00	6.10	80.00	2R2
HBNN0804M3R3□PN00	3.30	100 kHz,0.1 V	0.0150	6.40	5.40	65.00	3R3
HBNN0804M4R7□PN00	4.70	100 kHz,0.1 V	0.0180	5.40	4.80	45.00	4R7
HBNN0804M6R8□PN00	6.80	100 kHz,0.1 V	0.0270	4.60	4.40	38.00	6R8
HBNN0804M100□PN00	10.00	100 kHz,0.1 V	0.0380	3.80	3.90	30.00	100
HBNN0804M120□PN00	12.00	100 kHz,0.1 V	0.0432	3.50	3.60	27.00	120
HBNN0804M150□PN00	15.00	100 kHz,0.1 V	0.0460	3.00	3.10	27.00	150
HBNN0804M220□PN00	22.00	100 kHz,0.1 V	0.0850	2.60	2.70	19.00	220
HBNN0804M330□PN00	33.00	100 kHz,0.1 V	0.1000	2.00	2.10	15.00	330
HBNN0804M470□PN00	47.00	100 kHz,0.1 V	0.1400	1.60	1.80	12.00	470
HBNN0804M680□PN00	68.00	100 kHz,0.1 V	0.2000	1.40	1.50	10.00	680
HBNN0804M101□PN00	100.00	100 kHz,0.1 V	0.2600	1.20	1.30	9.00	101
HBNN0804M151□PN00	150.00	100 kHz,0.1 V	0.4000	1.00	1.00	6.00	151
HBNN0804M221□PN00	220.00	100 kHz,0.1 V	0.6100	0.80	0.80	5.00	221
HBNN0804M331□PN00	330.00	100 kHz,0.1 V	1.0200	0.60	0.60	4.50	331
HBNN0804M471□PN00	470.00	100 kHz,0.1 V	1.2700	0.50	0.50	3.50	471
HBNN0804M681□PN00	680.00	100 kHz,0.1 V	2.0200	0.40	0.40	2.50	681
HBNN0804M102□PN00	1000.00	100 kHz,0.1 V	3.0000	0.30	0.30	2.00	102
HBNN0804M152□PN00	1500.00	100 kHz,0.1 V	4.5000	0.25	0.20	1.40	152

NOTE: □-Tolerance M=±20% / T=±30%

1.Operating temperature range －40℃～125℃ (Including self - temperature rise)

3.Isat for Inductance drop 20% from its value without current.

3.Irms for a 15℃ temprature rise from 25℃ ambient.

HBNN0810 series Standard Specifications

Part No.	Inductance (μH)	Test Freq.	DCR(mΩ) Max	Isat(A)	Irms(A)	SRF(MHz) Typ.	Marking
HBNN0810M2R2□PN00	2.20	100 kHz,0.1 V	0.0072	13.0	4.50	30.0	2R2
HBNN0810M3R3□PN00	3.30	100 kHz,0.1 V	0.025	10.0	4.00	30.0	3R3
HBNN0810M4R7□PN00	4.70	100 kHz,0.1 V	0.033	8.00	3.50	25.0	4R7
HBNN0810M6R8□PN00	6.80	100 kHz,0.1 V	0.025	7.00	3.50	23.0	6R8
HBNN0810M100□PN00	10.00	100 kHz,0.1 V	0.033	8.00	3.50	22.0	100
HBNN0810M150□PN00	15.00	100 kHz,0.1 V	0.042	7.00	3.00	18.0	150
HBNN0810M220□PN00	22.00	100 kHz,0.1 V	0.054	5.50	2.50	11.0	220
HBNN0810M330□PN00	33.00	100 kHz,0.1 V	0.080	4.00	2.00	9.00	330
HBNN0810M470□PN00	47.00	100 kHz,0.1 V	0.100	3.80	1.60	8.00	470
HBNN0810M680□PN00	68.00	100 kHz,0.1 V	0.170	3.00	1.20	7.00	680
HBNN0810M101□PN00	100.00	100 kHz,0.1 V	0.220	2.50	1.20	5.00	101
HBNN0810M151□PN00	150.00	100 kHz,0.1 V	0.340	2.00	0.90	4.00	151
HBNN0810M221□PN00	220.00	100 kHz,0.1 V	0.440	1.60	0.70	3.50	221
HBNN0810M271□PN00	270.00	100 kHz,0.1 V	0.600	1.40	0.60	2.50	271
HBNN0810M331□PN00	330.00	100 kHz,0.1 V	0.700	1.20	0.60	2.50	331
HBNN0810M471□PN00	470.00	100 kHz,0.1 V	0.950	1.00	0.30	2.00	471
HBNN0810M681□PN00	680.00	100 kHz,0.1 V	1.200	1.00	0.20	2.00	681
HBNN0810M102□PN00	1000.00	100 kHz,0.1 V	2.000	0.80	0.10	1.50	102

NOTE: □-Tolerance M=±20% / T=±30%

1.Operating temperature range — 40℃ ~ 125℃ (Including self - temperature rise)

3.Isat for Inductance drop 20% from its value without current.

3.Irms for a 40℃ temprature rise from 25℃ ambient.

HBNN1306 series Standard Specifications

Part No.	Inductance (μH)	Test Freq.	DCR(mΩ) Max	Isat(A)	Irms(A)	SRF(MHz) Typ.	Marking
HBNN1306M1R0□PN00	1.00	100 kHz,0.1 V	0.0143	20.00	8.60	80.0	1R0
HBNN1306M2R2□PN00	2.20	100 kHz,0.1 V	0.0182	16.00	7.10	80.0	2R2
HBNN1306M3R3□PN00	3.30	100 kHz,0.1 V	0.0208	14.00	6.20	60.0	3R3
HBNN1306M4R7□PN00	4.70	100 kHz,0.1 V	0.0286	13.00	5.50	45.0	4R7
HBNN1306M5R6□PN00	5.60	100 kHz,0.1 V	0.0286	12.00	5.30	40.0	5R6
HBNN1306M6R8□PN00	6.80	100 kHz,0.1 V	0.0286	10.00	4.50	33.0	6R8
HBNN1306M100□PN00	10.00	100 kHz,0.1 V	0.0416	10.00	4.30	30.0	100
HBNN1306M150□PN00	15.00	100 kHz,0.1 V	0.0468	8.00	4.00	22.0	150
HBNN1306M180□PN00	18.00	100 kHz,0.1 V	0.0507	7.50	3.70	20.0	180
HBNN1306M220□PN00	22.00	100 kHz,0.1 V	0.0611	7.00	3.50	20.0	220
HBNN1306M330□PN00	33.00	100 kHz,0.1 V	0.0858	5.50	3.00	15.0	330
HBNN1306M470□PN00	47.00	100 kHz,0.1 V	0.1131	4.50	2.60	9.0	470
HBNN1306M680□PN00	68.00	100 kHz,0.1 V	0.1690	3.50	2.30	8.0	680
HBNN1306M101□PN00	100.00	100 kHz,0.1 V	0.2470	3.00	1.80	7.0	101
HBNN1306M151□PN00	150.00	100 kHz,0.1 V	0.3250	2.60	1.50	6.0	151
HBNN1306M221□PN00	220.00	100 kHz,0.1 V	0.4940	2.40	1.20	5.0	221
HBNN1306M331□PN00	330.00	100 kHz,0.1 V	0.7280	1.90	1.00	4.0	331
HBNN1306M471□PN00	470.00	100 kHz,0.1 V	1.1050	1.40	0.82	3.0	471
HBNN1306M681□PN00	680.00	100 kHz,0.1 V	1.5600	1.20	0.72	2.5	681
HBNN1306M102□PN00	1000.00	100 kHz,0.1 V	2.3400	1.00	0.56	2.0	102

NOTE: □-Tolerance M=±20% / T=±30%

1.Operating temperature range －40℃～125℃ (Including self - temperature rise)

3.Isat for Inductance drop 20% from its value without current.

3.Irms for a 40℃ temprature rise from 25℃ ambient.

Product Characteristic Curve

HBNN0804M series

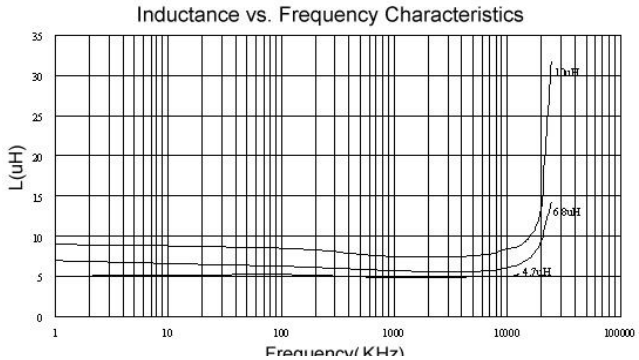

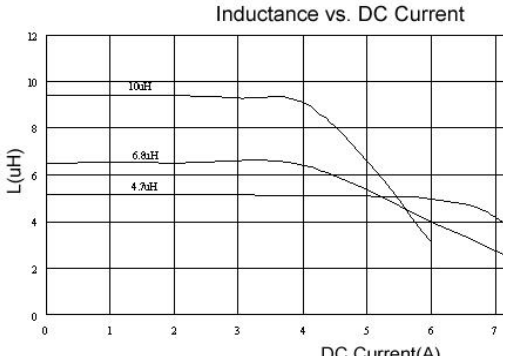

HBNN0810M series

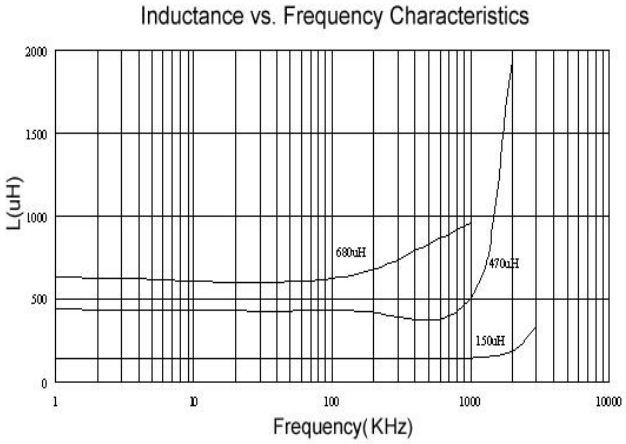

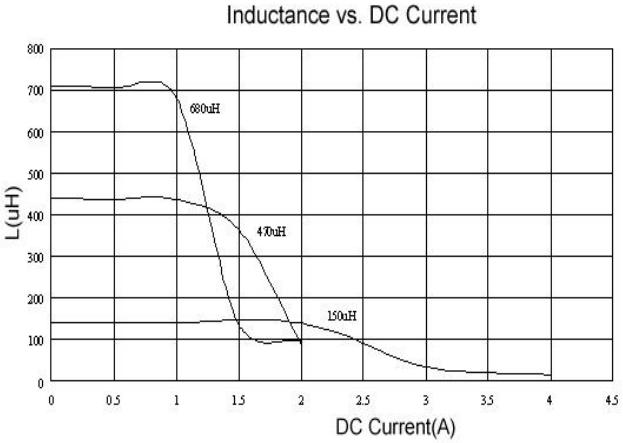

HBNN1306M series

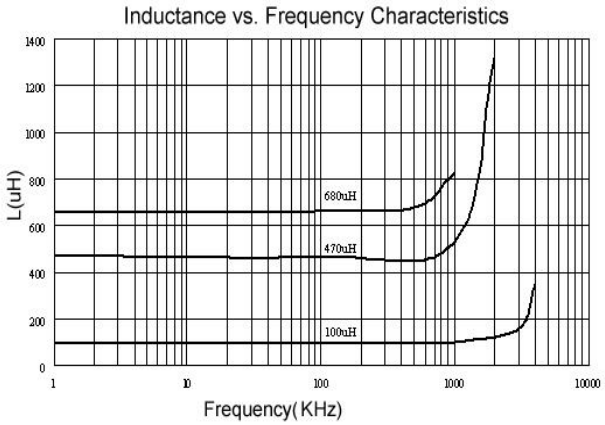

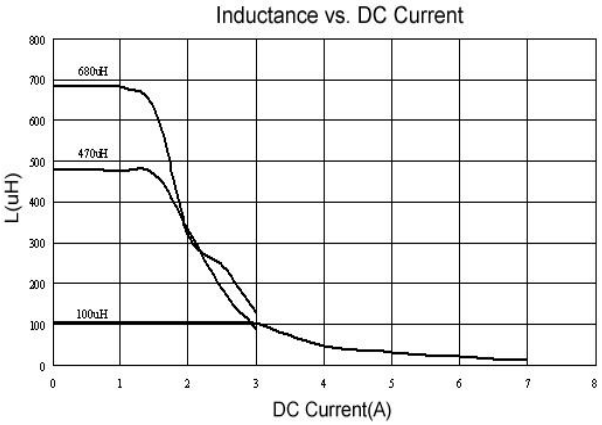

Packaging Specifications

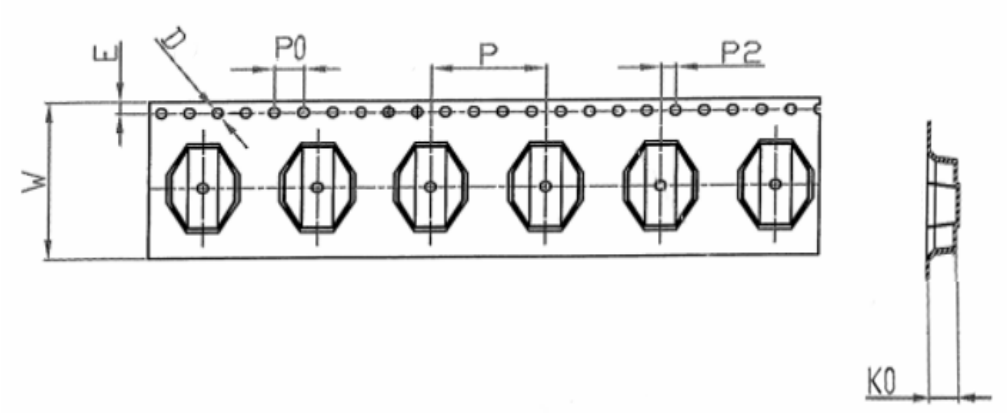

Reel Dimensions

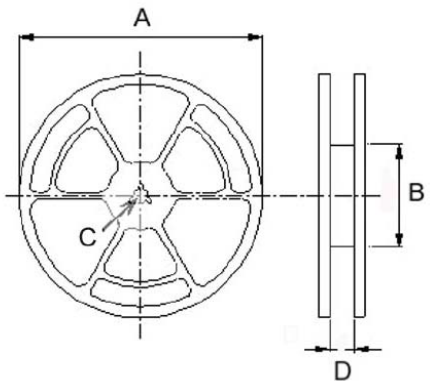

Dimensions in mm

TYPE	Tape Dimensions								Reel Dimensions				Quantity PCS/REEL
	K0	D	E	W	P	P0	P2	Shape	A	B	C	D	
HBNN0804	5.40	1.55	1.75	24	16	4	2	Fig. 1	330	100	13	24.4	750
HBNN0810	11.5	1.55	1.75	24	20	4	2	Fig. 1	330	100	13	24.4	225
HBNN1306	7.50	1.55	1.75	32	20	4	2	Fig. 2	330	100	13	32.4	350

HVMN SERIES



FEATURES

- RoHS compliant
- Varios high power nductors are suporior to be hight saturation for suface moun-ting.
- High saturation open type wire wound power inductor
- Packed in embossed carrier tape and can be vse by automatic mounting machine.

Applications

- Graphic cards
- DC/DC converters

ORDERING CODE

HVMN	0504	100	□	00
(1)	(2)	(3)	(4)	(5)

(1) Type
(2) Dimensions
(3) Inductance
(4) Inductance Tolerance
(5) Tail code

J : ±5% K : ±10% L : ±15% M : ±20% Y : ±25% T : ±30%

HVMN03~10

Shape and Dimensions

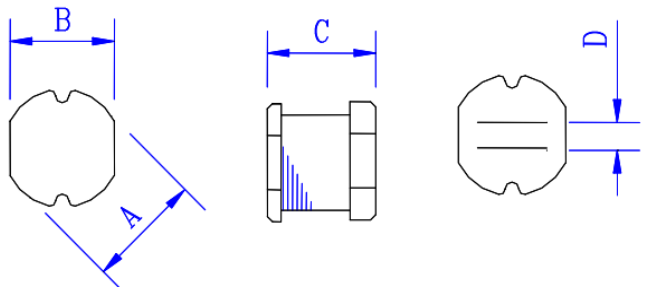

Dimensions in mm

TYPE	A	B	C	D	TYPE	A	B	C	D
HVMN03021	3.3±0.3	3.0±0.3	2.1±0.3	1.0	HVMN0705	7.8±0.3	7.0±0.3	5.0±0.3	2.5
HVMN0403	4.5±0.3	4.0±0.3	3.2±0.3	1.2	HVMN1004	10.0±0.3	9.0±0.3	4.0±0.5	3.3
HVMN0503	5.8±0.3	5.2±0.3	3.0±0.3	2.0	HVMN1005	10.0±0.3	9.0±0.4	5.4±0.5	3.3
HVMN0504	5.8±0.3	5.2±0.3	4.5±0.4	2.0	HVMN1006	10.0±0.3	9.0±0.4	6.5±0.5	3.3
HVMN0703	7.8±0.3	7.0±0.3	3.5±0.3	2.5					

HVMN 0302 series Standard Specifications

Part No.	Inductance (μH)	Test Freq.	DCR(Ω) Max	Isat(A)	Tolerance (±%)	Marking
HVMN03021R82□00	0.82	7.96 MHz,1 V	0.06	3.80	30	R82
HVMN030211R0□00	1.00	7.96 MHz,1 V	0.07	3.20	20,30	1R0
HVMN030211R4□00	1.40	7.96 MHz,1 V	0.09	2.45	20,30	1R4
HVMN03021R5□001	1.50	7.96 MHz,1 V	0.11	2.40	20,30	1R5
HVMN030211R8□00	1.80	7.96 MHz,1 V	0.11	2.10	20,30	1R8
HVMN030212R2□00	2.20	7.96 MHz,1 V	0.13	1.90	20,30	2R2
HVMN030212R7□00	2.70	7.96 MHz,1 V	0.14	1.70	20,30	2R7
HVMN030213R3□00	3.30	7.96 MHz,1 V	0.17	1.60	20,30	3R3
HVMN030213R9□00	3.90	7.96 MHz,1 V	0.19	1.50	20,30	3R9
HVMN030214R7□00	4.70	7.96 MHz,1 V	0.21	1.30	20,30	4R7
HVMN030215R6□00	5.60	7.96 MHz,1 V	0.22	1.18	20,30	5R6
HVMN030216R8□00	6.80	7.96 MHz,1 V	0.25	1.10	20,30	6R8
HVMN030217R0□00	7.00	7.96 MHz,1 V	0.28	0.98	20,30	7R0
HVMN030218R2□00	8.200	7.96 MHz,1 V	0.28	0.86	20,30	8R2
HVMN03021100□00	10.00	2.52 MHz,1 V	0.32	0.80	20,30	100
HVMN03021120□00	12.00	2.52 MHz,1 V	0.35	0.73	20,30	120
HVMN03021150□00	15.00	2.52 MHz,1 V	0.40	0.68	10,20	150
HVMN03021180□00	18.00	2.52 MHz,1 V	0.48	0.60	10,20	180
HVMN03021220□00	22.00	2.52 MHz,1 V	0.60	0.56	10,20	220
HVMN03021270□00	27.00	2.52 MHz,1 V	0.65	0.53	10,20	270
HVMN03021330□00	33.00	2.52 MHz,1 V	0.80	0.52	10,20	330
HVMN03021390□00	39.00	2.52 MHz,1 V	0.90	0.46	10,20	390
HVMN03021470□00	47.00	2.52 MHz,1 V	1.19	0.41	10,20	470
HVMN0302500□001	50.00	2.52 MHz,1 V	1.22	0.39	10,20	500
HVMN03021560□00	56.00	2.52 MHz,1 V	1.27	0.36	10,20	560
HVMN03021680□00	68.00	2.52 MHz,1 V	1.73	0.34	10,20	680
HVMN03021750□00	75.00	2.52 MHz,1 V	1.90	0.33	10,20	750
HVMN03021820□00	82.00	2.52 MHz,1 V	1.99	0.30	10,20	820
HVMN03021101□00	100.00	1 kHz,1 V	2.52	0.28	10,20	101
HVMN03021121□00	120.00	1 kHz,1 V	2.90	0.23	10,20	121
HVMN03021151□00	150.00	1 kHz,1 V	3.36	0.21	10,20	151
HVMN03021181□00	180.00	1 kHz,1 V	5.10	0.19	10,20	181
HVMN03021221□00	220.00	1 kHz,1 V	5.80	0.18	10,20	221
HVMN03021271□00	270.00	1 kHz,1 V	7.80	0.15	10,20	271

NOTE: □-Tolerance K=±10% / M=±20% / T=±30%

1.Operating temperature range — 40℃ ~ 125℃ (Including self - temperature rise)

2.Isat for Inductance drop 10% from its value without current.

HVMN 0403 series Standard Specifications

Part No.	Inductance (μH)	Test Freq.	DCR(Ω) Max	Isat(A)	Tolerance (±%)	Marking
HVMN0403R15□00	0.15	7.96 MHz,1 V	0.0085	10.20	30	R15
HVMN04031R0□00	1.00	7.96 MHz,1 V	0.033	5.00	20,30	1R0
HVMN04031R2□00	1.20	7.96 MHz,1 V	0.035	4.60	20,30	1R2
HVMN04031R4□00	1.40	7.96 MHz,1 V	0.038	4.20	20,30	1R4
HVMN04031R5□00	1.50	7.96 MHz,1 V	0.038	3.80	20,30	1R5
HVMN04031R8□00	1.80	7.96 MHz,1 V	0.042	3.50	20,30	1R8
HVMN04032R2□00	2.20	7.96 MHz,1 V	0.047	3.20	20,30	2R2
HVMN04032R7□00	2.70	7.96 MHz,1 V	0.052	3.00	20,30	2R7
HVMN04033R0□00	3.00	7.96 MHz,1 V	0.058	2.90	20,30	3R0
HVMN04033R3□00	3.30	7.96 MHz,1 V	0.058	2.80	20,30	3R3
HVMN04033R9□00	3.90	7.96 MHz,1 V	0.076	2.50	20,30	3R9
HVMN04034R7□00	4.70	7.96 MHz,1 V	0.094	2.00	20,30	4R7
HVMN04035R6□00	5.60	7.96 MHz,1 V	0.101	1.90	20,30	5R6
HVMN04036R2□00	6.20	7.96 MHz,1 V	0.110	1.70	20,30	6R2
HVMN04036R8□00	6.80	7.96 MHz,1 V	0.117	1.50	20,30	6R8
HVMN04038R2□00	8.20	7.96 MHz,1 V	0.132	1.35	20,30	8R2
HVMN0403100□00	10.00	2.52 MHz,1 V	0.182	1.22	10,20	100
HVMN0403120□00	12.00	2.52 MHz,1 V	0.210	1.17	10,20	120
HVMN0403150□00	15.00	2.52 MHz,1 V	0.235	1.08	10,20	150
HVMN0403180□00	18.00	2.52 MHz,1 V	0.338	0.96	10,20	180
HVMN0403220□00	22.00	2.52 MHz,1 V	0.378	0.92	10,20	220
HVMN0403270□00	27.00	2.52 MHz,1 V	0.522	0.90	10,20	270
HVMN0403330□00	33.00	2.52 MHz,1 V	0.540	0.85	10,20	330
HVMN0403390□00	39.00	2.52 MHz,1 V	0.587	0.82	10,20	390
HVMN0403470□00	47.00	2.52 MHz,1 V	0.844	0.76	10,20	470
HVMN0403560□00	56.00	2.52 MHz,1 V	0.937	0.67	10,20	560
HVMN0403680□00	68.00	2.52 MHz,1 V	1.117	0.53	10,20	680
HVMN0403101□00	100.00	1kHz,1 V	2.000	0.48	10,20	101
HVMN0403121□00	120.00	1kHz,1 V	1.800	0.43	10,20	121
HVMN0403151□00	150.00	1kHz,1 V	2.800	0.35	10,20	151
HVMN0403181□00	180.00	1kHz,1 V	3.200	0.33	10,20	181
HVMN0403221□00	220.00	1kHz,1 V	4.000	0.27	10,20	221
HVMN0403331□00	330.00	1 kHz,1 V	5.850	0.20	10,20	331

NOTE: □-Tolerance K=±10% / M=±20% / T=±30%

1.Operating temperature range — 40℃ ~ 125℃ (Including self - temperature rise)

2.Isat for Inductance drop 10% from its value without current.

HVMN 0503 series Standard Specifications

Part No.	Inductance (μH)	Test Freq.	DCR(Ω) Max	Isat(A)	Tolerance (±%)	Marking
HVMN05031R0□00	1.00	7.96 MHz,1 V	0.03	6.90	20,30	1R0
HVMN05031R2□00	1.20	7.96 MHz,1 V	0.03	5.80	20,30	1R2
HVMN05031R5□00	1.50	7.96 MHz,1 V	0.03	5.10	20,30	1R5
HVMN05031R8□00	1.80	7.96 MHz,1 V	0.03	5.00	20,30	1R8
HVMN05032R0□00	2.00	7.96 MHz,1 V	0.03	4.90	20,30	2R0
HVMN05032R2□00	2.20	7.96 MHz,1 V	0.03	4.70	20,30	2R2
HVMN05032R7□00	2.70	7.96 MHz,1 V	0.04	4.00	20,30	2R7
HVMN05033R3□00	3.30	7.96 MHz,1 V	0.05	3.60	20,30	3R3
HVMN05033R9□00	3.90	7.96 MHz,1 V	0.06	3.20	20,30	3R9
HVMN05034R7□00	4.70	7.96 MHz,1 V	0.07	3.00	20,30	4R7
HVMN05035R6□00	5.60	7.96 MHz,1 V	0.08	2.60	20,30	5R6
HVMN05036R8□00	6.80	7.96 MHz,1 V	0.09	2.40	20,30	6R8
HVMN05038R2□00	8.20	7.96 MHz,1 V	0.10	2.20	20,30	8R2
HVMN0503100□00	10.00	2.52 MHz,1 V	0.12	2.00	10,20	100
HVMN0503120□00	12.00	2.52 MHz,1 V	0.13	1.85	10,20	120
HVMN0503150□00	15.00	2.52 MHz,1 V	0.15	1.80	10,20	150
HVMN0503180□00	18.00	2.52 MHz,1 V	0.22	1.68	10,20	180
HVMN0503220□00	22.00	2.52 MHz,1 V	0.22	1.53	10,20	220
HVMN0503270□00	27.00	2.52 MHz,1 V	0.26	1.45	10,20	270
HVMN0503330□00	33.00	2.52 MHz,1 V	0.33	1.22	10,20	330
HVMN0503390□00	39.00	2.52 MHz,1 V	0.42	1.06	10,20	390
HVMN0503470□00	47.00	2.52 MHz,1 V	0.50	0.98	10,20	470
HVMN0503560□00	56.00	2.52 MHz,1 V	0.55	0.83	10,20	560
HVMN0503680□00	68.00	2.52 MHz,1 V	0.65	0.78	10,20	680
HVMN0503820□00	82.00	2.52 MHz,1 V	0.80	0.66	10,20	820
HVMN0503101□00	100.00	1 kHz,1 V	0.90	0.64	10,20	101
HVMN0503121□00	120.00	1 kHz,1 V	1.00	0.58	10,20	121
HVMN0503151□00	150.00	1 kHz,1 V	1.30	0.49	10,20	151
HVMN0503181□00	180.00	1 kHz,1 V	1.50	0.45	10,20	181
HVMN0503221□00	220.00	1 kHz,1 V	2.00	0.41	10,20	221
HVMN0503271□00	270.00	1 kHz,1 V	2.50	0.36	10,20	271
HVMN0503331□00	330.00	1 kHz,1 V	3.20	0.32	10,20	331
HVMN0503391□00	390.00	1 kHz,1 V	3.50	0.27	10,20	391
HVMN0503471□00	470.00	1 kHz,1 V	4.20	0.25	10,20	471
HVMN0503561□00	560.00	1 kHz,1 V	4.50	0.20	10,20	561
HVMN0503681□00	680.00	1 kHz,1 V	6.50	0.18	10,20	681
HVMN0503821□00	820.00	1 kHz,1 V	7.50	0.16	10,20	821
HVMN0503102□00	1000.00	1 kHz,1 V	8.00	0.15	10,20	102

NOTE: □-Tolerance K=±10% / M=±20% / T=±30%

1.Operating temperature range — 40℃～125℃ (Including self - temperature rise)

2.Isat for Inductance drop 10% from its value without current.

HVMN 0504 series Standard Specifications

Part No.	Inductance (μH)	Test Freq.	DCR(Ω) Max	Isat(A)	Tolerance (±%)	Marking
HVMN05041R8□00	1.80	7.96 MHz,1 V	0.0200	5.80	20,30	1R8
HVMN05042R2□00	2.20	7.96 MHz,1 V	0.0230	3.60	20,30	2R2
HVMN05043R3□00	3.30	7.96 MHz,1 V	0.0314	3.00	20,30	3R3
HVMN05043R5□00	3.50	7.96 MHz,1 V	0.0300	2.80	20,30	3R5
HVMN05044R7□00	4.70	7.96 MHz,1 V	0.0372	2.70	20,30	4R7
HVMN05046R8□00	6.80	7.96 MHz,1 V	0.0570	2.20	20,30	6R8
HVMN05048R2□00	8.20	7.96 MHz,1 V	0.0594	2.10	20,30	8R2
HVMN0504100□00	10.00	2.52 MHz,1 V	0.1000	1.80	10,20	100
HVMN0504120□00	12.00	2.52 MHz,1 V	0.1200	1.50	10,20	120
HVMN0504150□00	15.00	2.52 MHz,1 V	0.1400	1.40	10,20	150
HVMN0504180□00	18.00	2.52 MHz,1 V	0.1500	1.30	10,20	180
HVMN0504220□00	22.00	2.52 MHz,1 V	0.1800	1.15	10,20	220
HVMN0504270□00	27.00	2.52 MHz,1 V	0.2000	1.00	10,20	270
HVMN0504330□00	33.00	2.52 MHz,1 V	0.2300	0.91	10,20	330
HVMN0504390□00	39.00	2.52 MHz,1 V	0.3200	0.85	10,20	390
HVMN0504470□00	47.00	2.52 MHz,1 V	0.3700	0.76	10,20	470
HVMN0504560□00	56.00	2.52 MHz,1 V	0.4200	0.71	10,20	560
HVMN0504680□00	68.00	2.52 MHz,1 V	0.4600	0.64	10,20	680
HVMN0504820□00	82.00	2.52 MHz,1 V	0.6000	0.60	10,20	820
HVMN0504101□00	100.00	1 kHz,1 V	0.7000	0.55	10,20	101
HVMN0504121□00	120.00	1 kHz,1 V	0.9300	0.52	10,20	121
HVMN0504151□00	150.00	1 kHz,1 V	1.1000	0.43	10,20	151
HVMN0504181□00	180.00	1 kHz,1 V	1.3800	0.40	10,20	181
HVMN0504221□00	220.00	1 kHz,1 V	1.5700	0.37	10,20	221
HVMN0504271□00	270.00	1 kHz,1 V	1.8500	0.31	10,20	271
HVMN0504331□00	330.00	1 kHz,1 V	2.0000	0.30	10,20	331
HVMN0504391□00	390.00	1 kHz,1 V	2.6000	0.28	10,20	391
HVMN0504471□00	470.00	1 kHz,1 V	3.0000	0.20	10,20	471
HVMN0504561□00	560.00	1 kHz,1 V	4.1900	0.15	10,20	561
HVMN0504681□00	680.00	1 kHz,1 V	4.4400	0.10	10,20	681
HVMN0504821□00	820.00	1 kHz,1 V	5.1200	0.08	10,20	821
HVMN0504102□00	1000.00	1 kHz,1 V	10.0000	0.06	10,20	102

NOTE: □-Tolerance K=±10% / M=±20% / T=±30%

1.Operating temperature range — 40℃ ~ 125℃ (Including self - temperature rise)

2.Isat for Inductance drop 10% from its value without current.

HVMN 0703 series Standard Specifications

Part No.	Inductance (μH)	Test Freq.	DCR(Ω) Max	Isat(A)	Tolerance (±%)	Marking
HVMN07032R2□00	2.20	7.96 MHz,1 V	0.03	4.30	20,30	2R2
HVMN07034R7□00	4.70	2.52 MHz,1 V	0.04	3.00	20,30	4R7
HVMN0703100□00	10.00	2.52 MHz,1 V	0.08	2.20	10,20	100
HVMN0703120□00	12.00	2.52 MHz,1 V	0.09	1.43	10,20	120
HVMN0703150□00	15.00	2.52 MHz,1 V	0.10	1.28	10,20	150
HVMN0703180□00	18.00	2.52 MHz,1 V	0.11	1.19	10,20	180
HVMN0703220□00	22.00	2.52 MHz,1 V	0.13	1.13	10,20	220
HVMN0703270□00	27.00	2.52 MHz,1 V	0.15	1.00	10,20	270
HVMN0703330□00	33.00	2.52 MHz,1 V	0.17	0.92	10,20	330
HVMN0703390□00	39.00	2.52 MHz,1 V	0.22	0.81	10,20	390
HVMN0703470□00	47.00	2.52 MHz,1 V	0.25	0.73	10,20	470
HVMN0703560□00	56.00	2.52 MHz,1 V	0.28	0.68	10,20	560
HVMN0703680□00	68.00	2.52 MHz,1 V	0.33	0.62	10,20	680
HVMN0703820□00	82.00	2.52 MHz,1 V	0.41	0.55	10,20	820
HVMN0703101□00	100.00	1 kHz,1 V	0.48	0.52	10,20	101
HVMN0703121□00	120.00	1 kHz,1 V	0.54	0.50	10,20	121
HVMN0703151□00	150.00	1 kHz,1 V	0.75	0.43	10,20	151
HVMN0703181□00	180.00	1 kHz,1 V	1.02	0.39	10,20	181
HVMN0703221□00	220.00	1 kHz,1 V	1.20	0.33	10,20	221
HVMN0703271□00	270.00	1 kHz,1 V	1.31	0.30	10,20	271
HVMN0703331□00	330.00	1 kHz,1 V	1.50	0.29	10,20	331
HVMN0703561□00	560.00	1 kHz,1 V	2.50	0.15	10,20	561

NOTE: □-Tolerance K=±10% / M=±20% / T=±30%

1.Operating temperature range — 40℃ ~ 125℃ (Including self - temperature rise)

2.Isat for Inductance drop 10% from its value without current.

HVMN 0705 series Standard Specificationsv

Part No.	Inductance (μH)	Test Freq.	DCR(Ω) Max	Isat(A)	Tolerance (±%)	Marking
HVMN07051R4□00	1.40	7.96 MHz,1 V	0.012	6.50	20,30	1R4
HVMN07051R5□00	1.50	7.96 MHz,1 V	0.014	6.20	20,30	1R5
HVMN07051R8□00	1.80	7.96 MHz,1 V	0.018	5.30	20,30	1R8
HVMN07052R2□00	2.20	7.96 MHz,1 V	0.020	4.80	20,30	2R2
HVMN07052R7□00	2.70	7.96 MHz,1 V	0.021	4.50	20,30	2R7
HVMN07053R0□00	3.00	7.96 MHz,1 V	0.025	4.30	20,30	3R0
HVMN07053R3□00	3.30	7.96 MHz,1 V	0.030	4.10	20,30	3R3
HVMN07053R6□00	3.60	7.96 MHz,1 V	0.032	4.00	20,30	3R6
HVMN07053R9□00	3.90	7.96 MHz,1 V	0.035	3.80	20,30	3R9
HVMN07054R7□00	4.70	7.96 MHz,1 V	0.038	3.60	20,30	4R7
HVMN07055R6□00	5.60	7.96 MHz,1 V	0.039	3.50	20,30	5R6
HVMN07056R8□00	6.80	7.96 MHz,1 V	0.040	3.20	20,30	6R8
HVMN07058R2□00	8.20	7.96 MHz,1 V	0.050	2.90	20,30	8R2
HVMN0705100□00	10.00	2.52 MHz,1 V	0.070	2.50	10,20	100
HVMN0705120□00	12.00	2.52 MHz,1 V	0.080	2.10	10,20	120
HVMN0705150□00	15.00	2.52 MHz,1 V	0.090	1.92	10,20	150
HVMN0705180□00	18.00	2.52 MHz,1 V	0.100	1.70	10,20	180
HVMN0705220□00	22.00	2.52 MHz,1 V	0.110	1.55	10,20	220
HVMN0705270□00	27.00	2.52 MHz,1 V	0.120	1.36	10,20	270
HVMN0705330□00	33.00	2.52 MHz,1 V	0.130	1.27	10,20	330
HVMN0705390□00	39.00	2.52 MHz,1 V	0.160	1.16	10,20	390
HVMN0705470□00	47.00	2.52 MHz,1 V	0.180	1.12	10,20	470
HVMN0705560□00	56.00	2.52 MHz,1 V	0.240	0.98	10,20	560
HVMN0705680□00	68.00	2.52 MHz,1 V	0.280	0.88	10,20	680
HVMN0705820□00	82.00	2.52 MHz,1 V	0.370	0.80	10,20	820
HVMN0705101□00	100.00	1 kHz,1 V	0.430	0.76	10,20	101
HVMN0705121□00	120.00	1 kHz,1 V	0.470	0.69	10,20	121
HVMN0705151□00	150.00	1 kHz,1 V	0.640	0.61	10,20	151
HVMN0705181□00	180.00	1 kHz,1 V	0.710	0.54	10,20	181
HVMN0705221□00	220.00	1 kHz,1 V	0.960	0.50	10,20	221
HVMN0705271□00	270.00	1 kHz,1 V	1.110	0.45	10,20	271
HVMN0705331□00	330.00	1 kHz,1 V	1.260	0.42	10,20	331
HVMN0705391□00	390.00	1 kHz,1 V	1.770	0.38	10,20	391
HVMN0705471□00	470.00	1 kHz,1 V	1.960	0.36	10,20	471
HVMN0705561□00	560.00	1 kHz,1 V	2.410	0.33	10,20	561
HVMN0705681□00	680.00	1 kHz,1 V	2.500	0.30	10,20	681
HVMN0705102□00	1000.00	1 kHz,1 V	2.800	0.21	10,20	102

NOTE: □-Tolerance K=±10% / M=±20% / T=±30%

1.Operating temperature range －40℃～125℃ (Including self - temperature rise)

2.Isat for Inductance drop 10% from its value without current.

HVMN 1004 series Standard Specifications

Part No.	Inductance (μH)	Test Freq.	DCR(Ω) Max	Isat(A)	Tolerance (±%)	Marking
HVMN10043R8□00	3.80	7.96 MHz,1 V	0.022	4.86	20,30	3R8
HVMN1004100□00	10.00	2.52 MHz,1 V	0.050	2.95	10,20	100
HVMN1004120□00	12.00	2.52 MHz,1 V	0.060	2.55	10,20	120
HVMN1004150□00	15.00	2.52 MHz,1 V	0.070	2.10	10,20	150
HVMN1004180□00	18.00	2.52 MHz,1 V	0.080	2.00	10,20	180
HVMN1004220□00	22.00	2.52 MHz,1 V	0.090	1.88	10,20	220
HVMN1004270□00	27.00	2.52 MHz,1 V	0.100	1.79	10,20	270
HVMN1004330□00	33.00	2.52 MHz,1 V	0.120	1.73	10,20	330
HVMN1004390□00	39.00	2.52 MHz,1 V	0.150	1.56	10,20	390
HVMN1004470□00	47.00	2.52 MHz,1 V	0.170	1.24	10,20	470
HVMN1004560□00	56.00	2.52 MHz,1 V	0.200	1.10	10,20	560
HVMN1004680□00	68.00	2.52 MHz,1 V	0.220	1.00	10,20	680
HVMN1004820□00	82.00	2.52 MHz,1 V	0.300	0.88	10,20	820
HVMN1004101□00	100.00	1 kHz,1 V	0.340	0.78	10,20	101
HVMN1004121□00	120.00	1 kHz,1 V	0.400	0.73	10,20	121
HVMN1004151□00	150.00	1 kHz,1 V	0.540	0.65	10,20	151
HVMN1004181□00	180.00	1 kHz,1 V	0.620	0.60	10,20	181
HVMN1004221□00	220.00	1 kHz,1 V	0.720	0.56	10,20	221
HVMN1004271□00	270.00	1 kHz,1 V	0.950	0.49	10,20	271
HVMN1004331□00	330.00	1 kHz,1 V	1.100	0.43	10,20	331
HVMN1004391□00	390.00	1 kHz,1 V	1.240	0.40	10,20	391
HVMN1004471□00	470.00	1 kHz,1 V	1.530	0.37	10,20	471
HVMN1004561□00	560.00	1 kHz,1 V	1.900	0.34	10,20	561

NOTE: □-Tolerance K=±10% / M=±20% / T=±30%

1.Operating temperature range －40℃～125℃ (Including self - temperature rise)

2.Isat for Inductance drop 10% from its value without current.

HVMN 1005 series Standard Specifications

Part No.	Inductance (μH)	Test Freq.	DCR(Ω0 Max	Isat(A)	Tolerance (±%)	Marking
HVMN10053R3□00	3.30	7.96 MHz,1 V	0.028	6.20	20,30	3R3
HVMN10054R7□00	4.70	7.96 MHz,1 V	0.030	5.60	20,30	4R7
HVMN10055R6□00	5.60	7.96 MHz,1 V	0.037	5.30	20,30	5R6
HVMN10056R8□00	6.80	7.96 MHz,1 V	0.040	5.10	20,30	6R8
HVMN10058R2□00	8.20	7.96 MHz,1 V	0.050	4.30	20,30	8R2
HVMN1005100□00	10.00	2.52 MHz,1 V	0.060	3.50	10,20	100
HVMN1005120□00	12.00	2.52 MHz,1 V	0.070	3.10	10,20	120
HVMN1005150□00	15.00	2.52 MHz,1 V	0.080	2.96	10,20	150
HVMN1005180□00	18.00	2.52 MHz,1 V	0.090	2.63	10,20	180
HVMN1005220□00	22.00	2.52 MHz,1 V	0.100	2.15	10,20	220
HVMN1005270□00	27.00	2.52 MHz,1 V	0.110	1.97	10,20	270
HVMN1005330□00	33.00	2.52 MHz,1 V	0.120	1.66	10,20	330
HVMN1005390□00	39.00	2.52 MHz,1 V	0.140	1.52	10,20	390
HVMN1005470□00	47.00	2.52 MHz,1 V	0.170	1.39	10,20	470
HVMN1005560□00	56.00	2.52 MHz,1 V	0.190	1.28	10,20	560
HVMN1005680□00	68.00	2.52 MHz,1 V	0.220	1.20	10,20	680
HVMN1005820□00	82.00	2.52 MHz,1 V	0.250	1.16	10,20	820
HVMN1005101□00	100.00	1 kHz,1 V	0.350	1.05	10,20	101
HVMN1005121□00	120.00	1 kHz,1 V	0.400	0.94	10,20	121
HVMN1005151□00	150.00	1 kHz,1 V	0.470	0.85	10,20	151
HVMN1005181□00	180.00	1 kHz,1 V	0.630	0.81	10,20	181
HVMN1005221□00	220.00	1 kHz,1 V	0.730	0.76	10,20	221
HVMN1005271□00	270.00	1 kHz,1 V	0.970	0.62	10,20	271
HVMN1005331□00	330.00	1 kHz,1 V	1.150	0.57	10,20	331
HVMN1005391□00	390.00	1 kHz,1 V	1.300	0.53	10,20	391
HVMN1005471□00	470.00	1 kHz,1 V	1.480	0.50	10,20	471
HVMN1005561□00	560.00	1 kHz,1 V	1.900	0.46	10,20	561
HVMN1005681□00	680.00	1 kHz,1 V	2.250	0.39	10,20	681
HVMN1005821□00	820.00	1 kHz,1 V	2.550	0.33	10,20	821
HVMN1005102□00	1000.00	1 kHz,1 V	3.100	0.25	10,20	102

NOTE: □-Tolerance K=±10% / M=±20% / T=±30%

1.Operating temperature range －40℃～125℃ (Including self - temperature rise)

2.Isat for Inductance drop 10% from its value without current.

HVMN 1006 series Standard Specifications

Part No.	Inductance (μH)	Test Freq.	DCR(mΩ) Max	Isat(A)	Tolerance (±%)	Marking
HVMN1006471□00	470.00	1 kHz,1 V	1.421	0.82	10,20	471
HVMN1006102□00	1000.00	1 kHz,1 V	2.900	0.60	10,20	102
HVMN1006122□00	1200.00	1 kHz,1 V	3.500	0.50	10,20	122
HVMN1006152□00	1500.00	1 kHz,1 V	3.800	0.45	10,20	152
HVMN1006202□00	2000.00	1 kHz,1 V	6.600	0.40	10,20	202
HVMN1006222□00	2200.00	1 kHz,1 V	6.800	0.40	10,20	222
HVMN1006602□00	6000.00	1 kHz,1 V	14.000	0.27	10,20	602
HVMN1006822□00	8200.00	1 kHz,1 V	50.000	0.20	10,20	822

NOTE: □-Tolerance K=±10% / M=±20% / T=±30%

1.Operating temperature range －40℃～125℃ (Including self - temperature rise)

2.Isat for Inductance drop 10% from its value without current.

Product Characteristic Curve

HVMN0403 series

Inductance vs.Frequency Characteristics

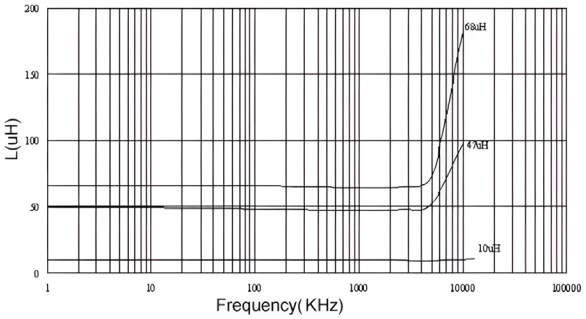

Inductance vs.DC Current Characteristics

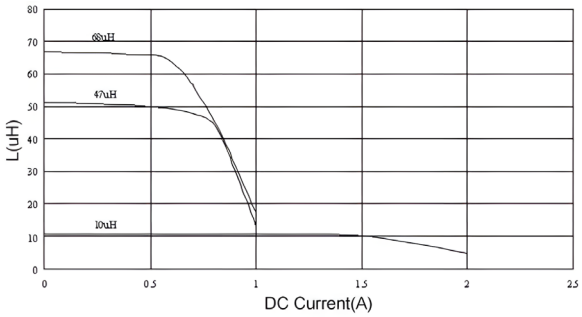

HVMN0504 series

Inductance vs.Frequency Characteristics

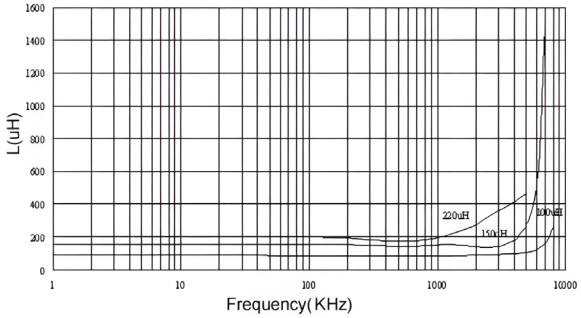

Inductance vs.DC Current Characteristics

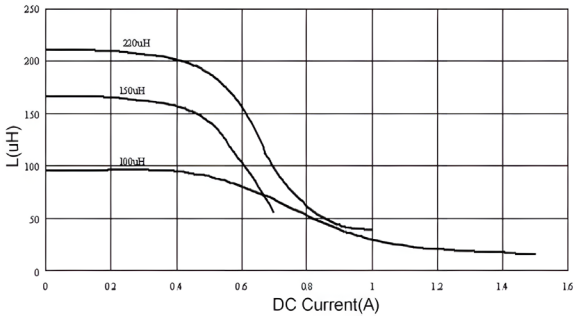

HVMN0703 series

Inductance vs.Frequency Characteristics

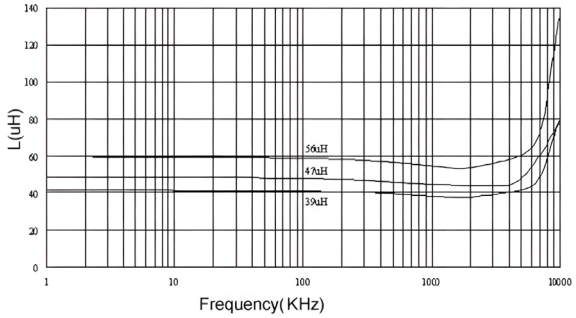

Inductance vs.DC Current Characteristics

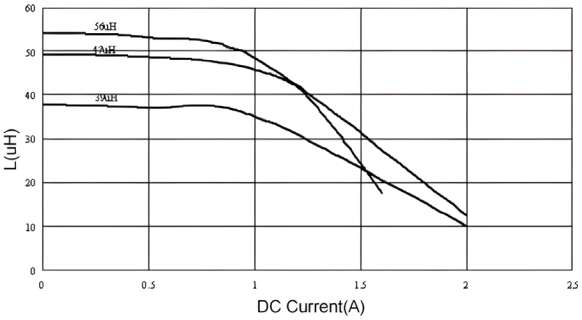

HVMN0705 series

Inductance vs.Frequency Characteristics

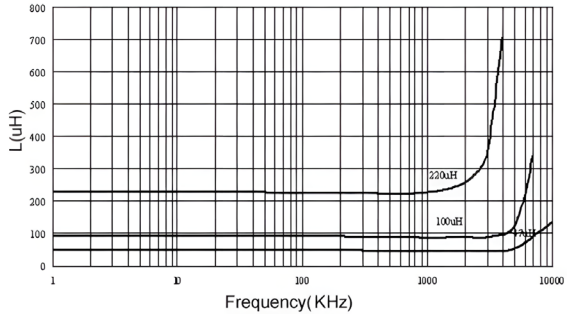

Inductance vs.DC Current Characteristics

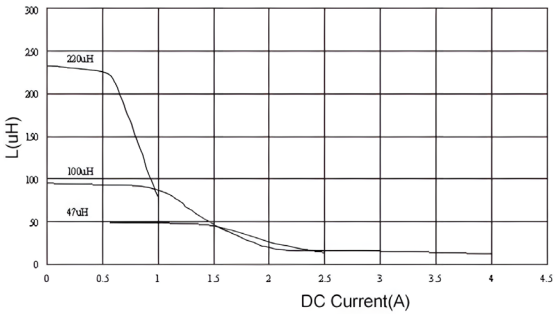

Product Characteristic Curve

HVMN1004 series

Inductance vs.Frequency Characteristics

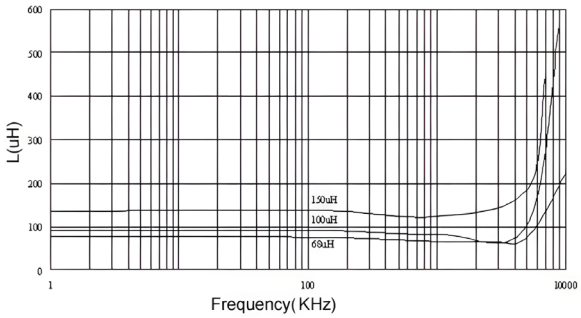

Inductance vs.DC Current Characteristics

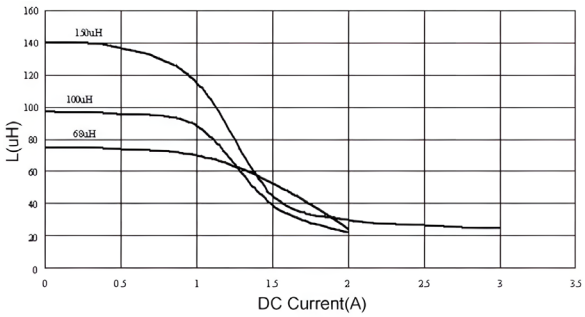

HVMN1005 series

Inductance vs.Frequency Characteristics

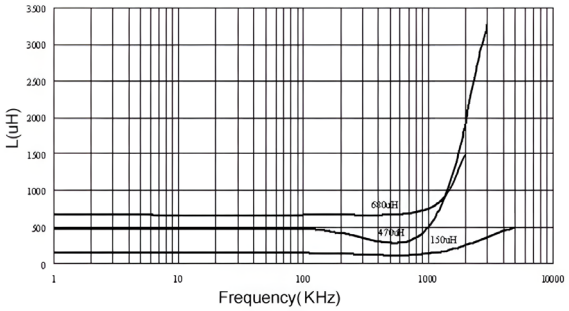

Inductance vs.DC Current Characteristics

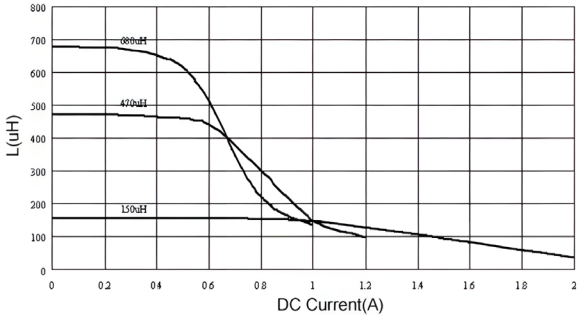

Packaging Specifications

Tape Dimensions

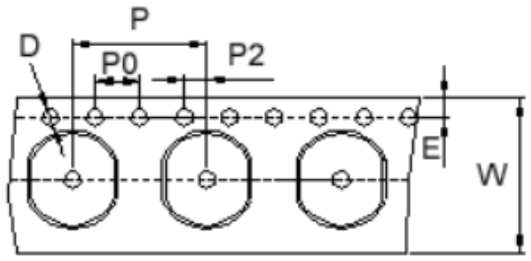



Reel Dimensions

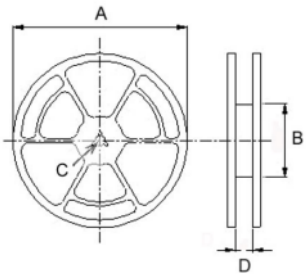

Dimensions in mm

TYPE	Tape Dimensions							Reel Dimensions				Quantity PCS/REEL
	K0	D	E	W	P	P0	P2	A	B	C	D	
HVMN0302	2.50	1.55	1.75	12	8	4	2	330	100	13	13.4	3000
HVMN0403	3.55	1.55	1.75	12	8	4	2	330	100	13	13.4	2000
HVMN0502	3.30	1.5	1.75	16	8	4	2	330	100	13	16.0	2000
HVMN0503	3.30	1.5	1.75	16	8	4	2	330	100	13	16.0	2000
HVMN0504	4.80	1.55	1.75	16	8	4	2	330	100	13	16.0	1500
HVMN0703	3.80	1.55	1.75	16	12	4	2	330	100	13	16.0	1500
HVMN0705	5.20	1.55	1.75	16	12	4	2	330	100	13	24.4	1000
HVMN1004	4.50	1.55	1.75	24	12	4	2	330	100	13	24.4	700
HVMN1005	5.80	1.55	1.75	24	12	4	2	330	100	13	24.4	700
HVMN1006	7.00	1.55	1.75	24	16	4	2	330	100	13	24.4	500

HPWN SERIES

FEATURES



- RoHS Compliant
- Ceramic body and wire wound construction provide high SRFs
- Exceptional Q values even at high frequencies
- Highest possible SRFs as well as excellent Q values
- The non-magnetic coil form assures utmost thermal stability, predictability and batch consistency
- HPWN series is standard for RF designers

Applications

- RF products for cellular phone
- GPS receiver
- Base Station
- Repeater
- Wireless LAN/ mouse/ keyboard/ earphone
- Remote control
- Security system and other RF modules

ORDERING CODE

HPWN	1608	N	10N	□	P	00
(1)	(2)	(3)	(4)	(5)	(6)	(7)

J : ±5% K : ±10% H : ±3% G : ±2% B : ±0.1nH

(1) Type
(2) Dimensions
(3) Internal code
(4) Inductance
(5) Inductance Tolerance
(6) Packaging code
(7) Tail code

Shape and Dimensions

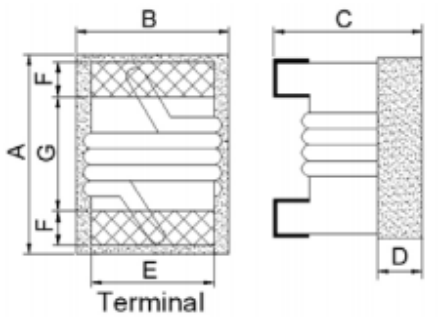

Recommended Pattern

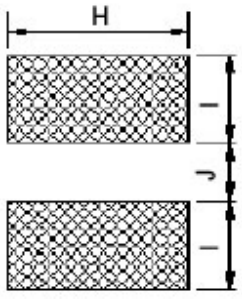

Dimensions in mm

TYPE	A	B	C	D	E	F	G	H	I	J
HPWN1005	1.19max	0.7max	0.66max	0.25	0.51	0.23	0.56	0.66	0.36	0.46
HPWN1005-20	1.22max	0.8max	0.66max	0.25	0.46	0.20	0.60	0.66	0.36	0.50
HPWN1608	1.60±0.2	1.02±0.1	0.82±0.2	0.50	0.76	0.33	0.86	1.02	0.64	0.64
HPWN2012	2.35max	1.73max	1.52max	0.70	1.27	0.51	1.02	1.78	1.02	0.76
HPWN2520	2.92max	2.7max	2.23max	1.30	2.00	0.51	2.00	2.54	1.02	1.27

HPWN1005 series Standard Specifications

Part No.	Inductance (nH)	Test Freq. L/Q	Q Min	Resistance(Ω) Max	SRF(GHz) Min	Irms(mA) Max	Tolerancet (±%)
HPWN1005N1N0□E00	1.0	0.2V/250MHz / 250MHz	16	0.045	12.70	1360	10, 5 , ±0.1nH
HPWN1005N1N2□E00	1.2	0.2V/250MHz / 250MHz	10	0.140	10.40	640	10, 5 , ±0.1nH
HPWN1005N1N3□E00	1.3	0.2V/250MHz / 250MHz	10	0.140	10.40	640	10, 5 , ±0.1nH
HPWN1005N1N9□E00	1.9	0.2V/250MHz / 250MHz	16	0.070	11.30	1040	110, 5 , ±0.1nH
HPWN1005N2N0□E00	2.0	0.2V/250MHz / 250MHz	16	0.070	11.10	1040	10, 5 , ±0.1nH
HPWN1005N2N2□E00	2.2	0.2V/250MHz / 250MHz	19	0.070	10.80	960	10, 5 , ±0.1nH
HPWN1005N2N4□E00	2.4	0.2V/250MHz / 250MHz	15	0.068	10.50	790	10, 5 , ±0.1nH
HPWN1005N2N5□E00	2.5	0.2V/250MHz / 250MHz	13	0.150	10.40	640	10, 5 , ±0.1nH
HPWN1005N2N7□E00	2.7	0.2V/250MHz / 250MHz	16	0.120	10.40	640	10, 5 , ±0.1nH
HPWN1005N3N3□E00	3.3	0.2V/250MHz / 250MHz	19	0.066	7.00	840	10 , 5 , 3
HPWN1005N3N6□E00	3.6	0.2V/250MHz / 250MHz	19	0.066	6.80	840	10 , 5 , 3
HPWN1005N3N9□E00	3.9	0.2V/250MHz / 250MHz	19	0.066	6.00	840	10 , 5 , 3
HPWN1005N4N3□E00	4.3	0.2V/250MHz / 250MHz	18	0.091	6.00	700	10 , 5 , 3
HPWN1005N4N7□E00	4.7	0.2V/250MHz / 250MHz	15	0.130	4.77	640	10 , 5 , 3
HPWN1005N5N1□E00	5.1	0.2V/250MHz / 250MHz	20	0.083	4.80	800	10 , 5 , 3
HPWN1005N5N6□E00	5.6	0.2V/250MHz / 250MHz	20	0.083	4.80	760	10 , 5 , 3
HPWN1005N5N8□E00	5.8	0.2V/250MHz / 250MHz	20	0.083	4.80	760	10 , 5 , 3
HPWN1005N6N2□E00	6.2	0.2V/250MHz / 250MHz	20	0.083	4.80	760	10 , 5 , 3
HPWN1005N6N8□E00	6.8	0.2V/250MHz / 250MHz	20	0.083	4.80	680	10 , 5 , 3
HPWN1005N7N3□E00	7.3	0.2V/250MHz / 250MHz	20	0.120	4.80	680	10 , 5 , 3
HPWN1005N7N5□E00	7.5	0.2V/250MHz / 250MHz	22	0.100	4.80	680	10 , 5 , 3
HPWN1005N8N2□E00	8.2	0.2V/250MHz / 250MHz	22	0.100	4.40	680	10 , 5 , 3
HPWN1005N8N7□E00	8.7	0.2V/250MHz / 250MHz	18	0.200	4.10	480	10 , 5 , 3
HPWN1005N9N0□E00	9.0	0.2V/250MHz / 250MHz	22	0.100	4.16	680	10 , 5 , 3
HPWN1005N9N1□E00	9.1	0.2V/250MHz / 250MHz	22	0.100	4.16	680	10 , 5 , 3
HPWN1005N9N5□E00	9.5	0.2V/250MHz / 250MHz	18	0.200	4.00	480	10 , 5 , 3
HPWN1005N10N□E00	10.0	0.2V/250MHz / 250MHz	21	0.200	3.90	480	10 ,5 , 3, 2
HPWN1005N11N□E00	11.0	0.2V/250MHz / 250MHz	24	0.120	3.68	640	10 ,5 , 3, 2
HPWN1005N12N□E00	12.0	0.2V/250MHz / 250MHz	24	0.120	3.60	640	10 ,5 , 3, 2
HPWN1005N13N□E00	13.0	0.2V/250MHz / 250MHz	24	0.210	3.45	440	10 ,5 , 3, 2
HPWN1005N15N□E00	15.0	0.2V/250MHz / 250MHz	24	0.170	3.28	560	10 ,5 , 3, 2
HPWN1005N16N□E00	16.0	0.2V/250MHz / 250MHz	24	0.220	3.10	560	10 ,5 , 3, 2
HPWN1005N18N□E00	18.0	0.2V/250MHz / 250MHz	25	0.230	3.10	420	10 ,5 , 3, 2
HPWN1005N19N□E00	19.0	0.2V/250MHz / 250MHz	24	0.200	3.04	480	10 ,5 , 3, 2
HPWN1005N20N□E00	20.0	0.2V/250MHz / 250MHz	25	0.250	3.00	420	10 ,5 , 3, 2
HPWN1005N22N□E00	22.0	0.2V/250MHz / 250MHz	25	0.300	2.80	400	10 ,5 , 3, 2
HPWN1005N23N□E00	23.0	0.2V/250MHz / 250MHz	22	0.300	2.72	400	10 ,5 , 3, 2
HPWN1005N24N□E00	24.0	0.2V/250MHz / 250MHz	25	0.300	2.70	400	10 ,5 , 3, 2
HPWN1005N27N□E00	27.0	0.2V/250MHz / 250MHz	24	0.300	2.48	400	10 ,5 , 3, 2
HPWN1005N30N□E00	30.0	0.2V/250MHz / 250MHz	25	0.350	2.35	400	10 ,5 , 3, 2
HPWN1005N33N□E00	33.0	0.2V/250MHz / 250MHz	24	0.400	2.35	400	10 ,5 , 3, 2

Note: When ordering, please specify Tolerance code. Tolerance □ : B=±0.1nH , G=±2% , H=±3% , J=±5% , K=±10%

1.Operating temperature range — 40℃ ~ 125℃ (Including self - temperature rise)

2.Irms for a 15℃ temperature rise from 25℃ ambient with current

HPWN1005 series Standard Specifications

Part No.	Inductance (nH)	Test Freq. L/Q	Q Min	Resistance(Ω) Max	SRF(GHz) Min	Irms(mA) Max	Tolerance (±%)
HPWN1005N36N□E00	36.0	0.2V/250MHz / 250MHz	24	0.44	2.32	320	10 ,5 , 3, 2
HPWN1005N39N□E00	39.0	0.2V/250MHz / 250MHz	25	0.55	2.10	200	10 ,5 , 3, 2
HPWN1005N40N□E00	40.0	0.2V/250MHz / 250MHz	24	0.65	2.24	320	10 ,5 , 3, 2
HPWN1005N43N□E00	43.0	0.2V/250MHz / 250MHz	25	0.81	2.03	100	10 ,5 , 3, 2
HPWN1005N47N□E00	47.0	0.2V/250MHz / 250MHz	20	0.83	2.10	150	10 ,5 , 3, 2
HPWN1005N51N□E00	51.0	0.2V/250MHz / 250MHz	25	0.82	1.75	100	10 ,5 , 3, 2
HPWN1005N56N□E00	56.0	0.2V/250MHz / 250MHz	22	0.97	1.76	100	10 ,5 , 3, 2
HPWN1005N68N□E00	68.0	0.2V/250MHz / 250MHz	22	1.12	1.62	100	10 ,5 , 3, 2
HPWN1005N82N□E00	82.0	0.2V/250MHz / 250MHz	20	1.55	1.23	50	10 ,5 , 3, 2
HPWN1005NR10□E00	100.0	0.2V/250MHz / 250MHz	20	2.00	1.16	30	10 ,5 , 3, 2
HPWN1005NR18□E00	180.0	0.2V/100MHz / 10 0MHz	8	2.70	0.70	50	10 ,5 , 3, 2
HPWN1005NR22□E00	220.0	0.2V/100MHz / 100MHz	8	4.00	0.70	50	10 ,5 , 3, 2

HPWN1005-20 series Standard Specifications

Part No.	Inductance (nH)	Test Freq. L/Q	Q typ	Resistance (Ω) max	SRF(MHz) typ	Irms(mA) max	Tolerance (±%)
HPWN1005NR60□E20	600	0.2V/25MHz / 25MHz	12	3.78	440	130	2,3,5
HPWN1005NR68□E20	680	0.2V/25MHz / 25MHz	13	5.15	380	120	2,3,5

Note: When ordering, please specify Tolerance code. Tolerance : B=±0.1nH , S=±0.3nH , G=±2% , H=±3% , J=±5% , K=±10%

1.Operating temperature range — 40℃～125℃ (Including self - temperature rise)

2.Irms for a 15℃ temperature rise from 25℃ ambient with current

HPWN1608 series Standard Specifications

Part No.	Inductance (nH)	Test Freq. L/Q	Q Min	DCR(Ω) Max	SRF(GHz) Min	Irms(mA) Max	Tolerance (±%)	Color coding
HPWN1608M1N6□E00	1.6	0.2V/250MHz / 250MHz	24	0.030	12.50	700	10 , 5 , ±0.1nH	Red
HPWN1608M1N8□E00	1.8	0.2V/250MHz / 250MHz	16	0.045	12.50	700	10 , 5 , ±0.1nH	Black
HPWN1608M2N2□E00	2.2	0.2V/250MHz / 250MHz	13	0.250	12.50	700	10 , 5 , ±0.1nH	Yellow
HPWN1608M3N3□E00	3.3	0.2V/250MHz / 250MHz	35	0.045	5.90	700	10 ,5 , 3, 2	Blue
HPWN1608M3N6□E00	3.6	0.2V/250MHz / 250MHz	22	0.063	5.90	700	10 ,5 , 3, 2	Red
HPWN1608M3N9□E00	3.9	0.2V/250MHz / 250MHz	22	0.080	6.90	700	10 ,5 , 3, 2	Brown
HPWN1608M4N3□E00	4.3	0.2V/250MHz / 250MHz	22	0.063	5.90	700	10 ,5 , 3, 2	Orange
HPWN1608M4N7□E00	4.7	0.2V/250MHz / 250MHz	20	0.116	5.80	700	10 ,5 , 3, 2	Violet
HPWN1608M5N1□E00	5.1	0.2V/250MHz / 250MHz	20	0.140	5.70	700	10 ,5 , 3, 2	Green
HPWN1608M5N6□E00	5.6	0.2V/250MHz / 250MHz	20	0.170	5.80	700	10 ,5 , 3, 2	Yellow
HPWN1608M6N3□E00	6.3	0.2V/250MHz / 250MHz	20	0.140	5.70	700	10 ,5 , 3, 2	White
HPWN1608M6N8□E00	6.8	0.2V/250MHz / 250MHz	27	0.080	5.80	700	10 ,5 , 3, 2	Red
HPWN1608M7N5□E00	7.5	0.2V/250MHz / 250MHz	28	0.106	4.80	700	10 ,5 , 3, 2	Brown
HPWN1608M8N2□E00	8.2	0.2V/250MHz / 250MHz	28	0.109	4.70	700	10 ,5 , 3, 2	White
HPWN1608M8N7□E00	8.7	0.2V/250MHz / 250MHz	28	0.109	4.60	700	10 ,5 , 3, 2	Yellow
HPWN1608M9N1□E00	9.1	0.2V/250MHz / 250MHz	28	0.120	4.80	700	10 ,5 , 3, 2	Violet
HPWN1608M9N5□E00	9.5	0.2V/250MHz / 250MHz	28	0.135	5.40	700	10 ,5 , 3, 2	Blue
HPWN1608M10N□E00	10.0	0.2V/250MHz / 250MHz	31	0.130	4.80	700	10 ,5 , 3, 2	Orange
HPWN1608M11N□E00	11.0	0.2V/250MHz / 250MHz	33	0.086	4.00	700	10 ,5 , 3, 2	Grey
HPWN1608M12N□E00	12.0	0.2V/250MHz / 250MHz	35	0.130	4.00	700	10 ,5 , 3, 2	Yellow
HPWN1608M13N□E00	13.0	0.2V/250MHz / 250MHz	30	0.160	4.00	700	10 ,5 , 3, 2	Black
HPWN1608M15N□E00	15.0	0.2V/250MHz / 250MHz	35	0.100	4.00	700	10 ,5 , 3, 2	GRN
HPWN1608M16N□E00	16.0	0.2V/250MHz / 250MHz	34	0.104	3.30	700	10 ,5 , 3, 2	White
HPWN1608M18N□E00	18.0	0.2V/250MHz / 250MHz	35	0.170	3.10	700	10 ,5 , 3, 2	Blue
HPWN1608M20N□E00	20.0	0.2V/250MHz / 250MHz	38	0.190	3.00	700	10 ,5 , 3, 2	Red
HPWN1608M22N□E00	22.0	0.2V/250MHz / 250MHz	38	0.190	3.00	700	10 ,5 , 3, 2	Violet
HPWN1608M23N□E00	23.0	0.2V/250MHz / 250MHz	38	0.190	2.85	700	10 ,5 , 3, 2	Orange
HPWN1608M24N□E00	24.0	0.2V/250MHz / 250MHz	27	0.135	2.65	700	10 ,5 , 3, 2	Black
HPWN1608M27N□E00	27.0	0.2V/250MHz / 250MHz	40	0.140	2.80	600	10 ,5 , 3, 2	Grey
HPWN1608M30N□E00	30.0	0.2V/250MHz / 250MHz	37	0.144	2.25	600	10 ,5 , 3, 2	Brown
HPWN1608M33N□E00	33.0	0.2V/250MHz / 250MHz	40	0.220	2.30	600	10 ,5 , 3, 2	White
HPWN1608M36N□E00	36.0	0.2V/250MHz / 250MHz	38	0.250	3.08	600	10 ,5 , 3, 2	Red
HPWN1608M39N□E00	39.0	0.2V/250MHz / 250MHz	40	0.250	2.20	600	10 ,5 , 3, 2	Black
HPWN1608M43N□E00	43.0	0.2V/250MHz / 250MHz	39	0.280	2.00	600	10 ,5 , 3, 2	Orange
HPWN1608M47N□E00	47.0	0.2V/200MHz / 200MHz	38	0.280	2.00	600	10 ,5 , 3, 2	Brown
HPWN1608M51N□E00	51.0	0.2V/200MHz / 200MHz	38	0.310	1.90	600	10 ,5 , 3, 2	Brown
HPWN1608M56N□E00	56.0	0.2V/200MHz / 200MHz	38	0.310	1.90	600	10 ,5 , 3, 2	Red
HPWN1608M68N□E00	68.0	0.2V/200MHz / 200MHz	37	0.340	1.70	600	10 ,5 , 3, 2	Orange
HPWN1608M72N□E00	72.0	0.2V/150MHz / 150MHz	34	0.420	1.70	400	10 ,5 , 3, 2	Yellow
HPWN1608M82N□E00	82.0	0.2V/150MHz / 150MHz	34	0.540	1.70	400	10 ,5 , 3, 2	Green
HPWN1608M91N□E00	91.0	0.2V/150MHz / 150MHz	34	0.580	1.40	400	10 ,5 , 3, 2	Black

Note: When ordering, please specify Tolerance code. Tolerance □ : B=±0.1nH , G=±2% , H=±3% , J=±5% , K=±10%

1.Operating temperature range — 40℃ ~ 125℃ (Including self - temperature rise)

2.Irms for a 15℃ temperature rise from 25℃ ambient with current

HPWN1608 series Standard Specifications

Part No.	Inductance (nH)	Test Freq. L/Q	Q Min	DCR(Ω) Max	SRF(GHz) Min	Irms(mA) Max	Tolerance (±%)	Color coding
HPWN1608MR10□E00	100.0	0.2V/150MHz / 150MHz	34	0.580	1.40	400	10 ,5 , 3, 2	Blue
HPWN1608MR11□E00	110.0	0.2V/150MHz / 150MHz	32	0.610	1.35	300	10 ,5 , 3, 2	Violet
HPWN1608MR12□E00	120.0	0.2V/150MHz / 150MHz	32	0.750	1.30	300	10 ,5 , 3, 2	Grey
HPWN1608MR15□E00	150.0	0.2V/150MHz / 150MHz	28	0.920	0.99	280	10 ,5 , 3, 2	White
HPWN1608MR16□E00	160.0	0.2V/100MHz / 100MHz	25	1.250	0.99	240	10 ,5 , 3, 2	Yellow
HPWN1608MR18□E00	180.0	0.2V/100MHz / 100MHz	25	1.250	0.99	240	10 ,5 , 3, 2	Black
HPWN1608MR20□E00	200.0	0.2V/100MHz / 100MHz	25	1.520	0.90	200	10 ,5 , 3, 2	Red
HPWN1608MR21□E00	210.0	0.2V/100MHz / 100MHz	27	2.060	0.90	200	10 ,5 , 3, 2	Grey
HPWN1608MR22□E00	220.0	0.2V/100MHz / 100MHz	25	2.020	0.90	200	10 ,5 , 3, 2	Brown
HPWN1608MR24□E00	240.0	0.2V/100MHz / 100MHz	25	2.200	0.90	200	10 ,5 , 3, 2	Green
HPWN1608MR25□E00	250.0	0.2V/100MHz / 100MHz	25	3.000	0.82	120	10 ,5 , 3, 2	Violet
HPWN1608MR27□E00	270.0	0.2V/100MHz / 100MHz	24	2.360	0.90	170	10 ,5 , 3, 2	Red
HPWN1608MR30□E00	300.0	0.2V/100MHz / 100MHz	26	4.050	0.90	110	10 ,5 , 3, 2	Brown
HPWN1608MR33□E00	330.0	0.2V/100MHz / 100MHz	2v5	3.400	0.90	100	10 ,5 , 3, 2	Orange
HPWN1608MR39□E00	390.0	0.2V/100MHz / 100MHz	25	3.600	0.90	100	10 ,5 , 3, 2	Yellow
HPWN1608MR47□E00	470.0	0.2V/100MHz / 100MHz	25	4.200	0.50	100	10 ,5 , 3, 2	Green
HPWN1608MR56□E00	560.0	0.2V/100MHz / 100MHz	23	4.700	0.46	90	10 ,5 , 3, 2	Blue

Note: When ordering, please specify Tolerance code. Tolerance □ : B=±0.1nH , G=±2% , H=±3% , J=±5% , K=±10%

1.Operating temperature range — 40℃ ~ 125℃ (Including self - temperature rise)

2.Irms for a 15℃ temperature rise from 25℃ ambient with current

HPWN2012 series Standard Specifications

Part No.	Inductance (nH)	Test Freq. L/Q	Q Min	DCR(Ω) Max	SRF(GHz) Min	Irms(mA) Max	Tolerance (±%)	Color coding
HPWN2012M2N7□P00	2.7	0.2V/250MHz / 1500MHz	50	0.06	7.900	800	10 , 5 , 2	Yellow
HPWN2012M2N8□P00	2.8	0.2V/250MHz / 1500MHz	80	0.06	7.900	800	10 , 5 , 2	Grey
HPWN2012M3N0□P00	3.0	0.2V/250MHz / 1500MHz	65	0.06	7.900	800	10 , 5 , 2	White
HPWN2012M3N3□P00	3.3	0.2V/250MHz / 1500MHz	50	0.08	7.900	600	10 , 5 , 2	Black
HPWN2012M5N6□P00	5.6	0.2V/250MHz / 1000MHz	65	0.08	5.500	600	10 , 5 , 2	Orange
HPWN2012M6N8□P00	6.8	0.2V/250MHz / 1000MHz	50	0.11	5.500	600	10 , 5 , 2	Brown
HPWN2012M7N5□P00	7.5	0.2V/250MHz / 1000MHz	50	0.14	4.500	600	10 , 5 , 2	Green
HPWN2012M8N2□P00	8.2	0.2V/250MHz / 1000MHz	50	0.12	4.700	600	10 , 5 , 2	Red
HPWN2012M10N□P00	10.0	0.2V/250MHz / 500MHz	60	0.10	4.200	600	10 , 5 , 2	Blue
HPWN2012M12N□P00	12.0	0.2V/250MHz / 500MHz	50	0.15	4.000	600	10 , 5 , 2	Orange
HPWN2012M15N□P00	15.0	0.2V/250MHz / 500MHz	50	0.17	3.400	600	10 , 5 , 2	Yellow
HPWN2012M18N□P00	18.0	0.2V/250MHz / 500MHz	50	0.20	3.300	600	10 , 5 , 2	Green
HPWN2012M22N□P00	22.0	0.2V/250MHz / 500MHz	55	0.22	2.600	500	10 , 5 , 2	Blue
HPWN2012M24N□P00	24.0	0.2V/250MHz / 500MHz	50	0.22	2.000	500	10 , 5 , 2	Grey
HPWN2012M27N□P00	27.0	0.2V/250MHz / 500MHz	55	0.25	2.500	500	10 , 5 , 2	Violet
HPWN2012M33N□P00	33.0	0.2V/250MHz / 500MHz	60	0.27	2.050	500	10 , 5 , 2	Grey
HPWN2012M36N□P00	36.0	0.2V/250MHz / 500MHz	55	0.27	1.700	500	10 , 5 , 2	Orange
HPWN2012M39N□P00	39.0	0.2V/250MHz / 500MHz	60	0.29	2.000	500	10 , 5 , 2	White
HPWN2012M43N□P00	43.0	0.2V/200MHz / 500MHz	60	0.34	1.650	500	10 , 5 , 2	Yellow
HPWN2012M47N□P00	47.0	0.2V/200MHz / 500MHz	60	0.31	1.650	500	10 , 5 , 2	Black
HPWN2012M56N□P00	56.0	0.2V/200MHz / 500MHz	60	0.34	1.550	500	10 , 5 , 2	Brown
HPWN2012M68N□P00	68.0	0.2V/200MHz / 500MHz	60	0.38	1.450	500	10 , 5 , 2	Red
HPWN2012M82N□P00	82.0	0.2V/150MHz / 500MHz	65	0.42	1.300	400	10 , 5 , 2	Orange
HPWN2012M84N□P00	84.0	0.2V/150MHz / 500MHz	65	0.48	1.300	400	10 , 5 , 2	Orange
HPWN2012M91N□P00	91.0	0.2V/150MHz / 500MHz	65	0.48	1.200	400	10 , 5 , 2	Black
HPWN2012MR10□P00	100.0	0.2V/150MHz / 500MHz	65	0.46	1.200	400	10 , 5 , 2	Yellow
HPWN2012MR11□P00	110.0	0.2V/150MHz / 250MHz	50	0.48	1.000	400	10 , 5 , 2	Brown
HPWN2012MR12□P00	120.0	0.2V/150MHz / 250MHz	50	0.51	1.100	400	10 , 5 , 2	Green
HPWN2012MR15□P00	150.0	0.2V/100MHz / 250MHz	50	0.56	0.920	400	10 , 5 , 2	Blue
HPWN2012MR18□P00	180.0	0.2V/100MHz / 250MHz	50	0.64	0.870	400	10 , 5 , 2	Violet
HPWN2012MR20□P00	200.0	0.2V/100MHz / 250MHz	50	0.68	0.860	400	10 , 5 , 2	Red
HPWN2012MR22□P00	220.0	0.2V/100MHz / 250MHz	50	0.70	0.850	400	10 , 5 , 2	Grey
HPWN2012MR24□P00	240.0	0.2V/100MHz / 250MHz	44	1.00	0.690	350	10 , 5 , 2	Red
HPWN2012MR25□P00	250.0	0.2V/100MHz / 250MHz	45	1.20	0.660	350	10 , 5 , 2	Yellow
HPWN2012MR27□P00	270.0	0.2V/100MHz / 250MHz	48	1.00	0.650	350	10 , 5 , 2	White
HPWN2012MR30□P00	300.0	0.2V/100MHz / 250MHz	25	1.40	0.450	310	10 , 5 , 2	Orange
HPWN2012MR33□P00	330.0	0.2V/100MHz / 250MHz	48	1.40	0.600	310	10 , 5 , 2	Black
HPWN2012MR39□P00	390.0	0.2V/100MHz / 250MHz	48	1.50	0.560	290	10 , 5 , 2	Brown
HPWN2012MR43□P00	430.0	0.2V/50MHz / 100MHz	33	1.76	0.375	250	10 , 5 , 2	Green
HPWN2012MR47□P00	470.0	0.2V/50MHz / 100MHz	33	1.76	0.450	250	10 , 5 , 2	Violet
HPWN2012MR51□P00	510.0	0.2V/25MHz / 50MHz	23	1.90	0.340	230	10 , 5 , 2	Grey

Note: When ordering, please specify Tolerance code. Tolerance □ : G=±2% , J=±5% , K=±10%

1.Operating temperature range — 40℃～125℃ (Including self - temperature rise)

2.Irms for a 15℃ temperature rise from 25℃ ambient with current

HPWN2012 series Standard Specifications

Part No.	Ivductance (nH)	Test Freq. L/Q	Q Min	DCR(Ω) Max	SRF(GHz) Min	Irms(mA) Max	Tolerance (±%)	Color coding
HPWN2012MR56□P00	560.0	0.2V/25MHz / 50MHz	23	1.90	0.340	230	10 , 5 , 2	Orange
HPWN2012MR62□P00	620.0	0.2V/25MHz / 50MHz	23	2.20	0.220	210	10 , 5 , 2	Yellow
HPWN2012MR68□P00	680.0	0.2V/25MHz / 50MHz	23	2.20	0.188	190	10 , 5 , 2	Green
HPWN2012MR82□P00	820.0	0.2V/25MHz / 50MHz	23	2.35	0.215	180	10 , 5 , 2	Blue
HPWN2012M1R0□P00	1000.0	0.2V/25MHz / 50MHz	20	2.50	0.100	170	10 , 5 , 2	Grey
HPWN2012M1R2□P00	1200.0	0.2V/7.9MHz / 25MHz	18	2.50	0.100	170	10 , 5 , 2	White
HPWN2012M1R5□P00	1500.0	0.2V/7.9MHz / 25MHz	16	2.50	0.100	170	10 , 5 , 2	Black
HPWN2012M1R8□P00	1800.0	0.2V/7.9MHz / 7.9MHz	16	2.50	0.080	170	10 , 5 , 2	Orange
HPWN2012M2R2□P00	2200.0	0.2V/7.9MHz / 7.9MHz	16	3.90	0.065	140	10 , 5 , 2	Red
HPWN2012M3R3□P00	3300.0	0.2V/7.9MHz / 7.9MHz	15	4.40	0.040	90	10 , 5 , 2	Red
HPWN2012M4R7□P00	4700.0	0.2V/7.9MHz / 7.9MHz	15	6.40	0.040	90	10 , 5 , 2	Yellow

Note: When ordering, please specify Tolerance code. Tolerance □ : G=±2% , J=±5% , K=±10%

1.Operating temperature range － 40℃～ 125℃ (Including self - temperature rise)

2.Irms for a 15℃ temperature rise from 25℃ ambient with current

HPWN2520 series Standard Specifications

Part No.	Inductance (nH)	Test Freq. L / Q	Q Min	DCR(Ω) Max	SRF(GHz) Min	Irms(mA) Max	Tolerance (±%)	Color coding 1st	2nd	3rd
HPWN2520M10N□P00	10	0.2V/50MHz / 500MHz	50	0.08	4.100	1000	2,5,10	Brown	Black	Black
HPWN2520M12N□P00	12	0.2V/50MHz / 500MHz	50	0.09	3.300	1000	2,5,10	Brown	Red	Black
HPWN2520M15N□P00	15	0.2V/50MHz / 500MHz	50	0.18	2.500	1000	2,5,10	Brown	Green	Black
HPWN2520M18N□P00	18	0.2V/50MHz / 350MHz	50	0.11	2.500	1000	2,5,10	Brown	Gray	Black
HPWN2520M22N□P00	22	0.2V/50MHz / 350MHz	55	0.12	2.400	1000	2,5,10	Red	Red	Black
HPWN2520M27N□P00	27	0.2V/50MHz / 350MHz	55	0.13	1.600	1000	2,5,10	Red	Violet	Black
HPWN2520M33N□P00	33	0.2V/50MHz / 350MHz	60	0.14	1.600	1000	2,5,10	Orange	Orange	Black
HPWN2520M39N□P00	39	0.2V/50MHz / 350MHz	60	0.15	1.500	1000	2,5,10	Orange	White	Black
HPWN2520M47N□P00	47	0.2V/50MHz / 350MHz	65	0.16	1.500	1000	2,5,10	Yellow	Violet	Black
HPWN2520M56N□P00	56	0.2V/50MHz / 350MHz	65	0.18	1.300	1000	2,5,10	Green	Blue	Black
HPWN2520M68N□P00	68	0.2V/50MHz / 350MHz	65	0.20	1.300	1000	2,5,10	Blue	Gray	Black
HPWN2520M82N□P00	82	0.2V/50MHz / 350MHz	60	0.22	1.000	1000	2,5,10	Gray	Red	Black
HPWN2520MR10□P00	100	0.2V/25MHz / 350MHz	60	0.56	1.000	650	2,5,10	Brown	Black	Brown
HPWN2520MR12□P00	120	0.2V/25MHz / 350MHz	60	0.63	0.950	650	2,5,10	Brown	Red	Brown
HPWN2520MR15□P00	150	0.2V/25MHz / 100MHz	45	0.70	0.850	580	2,5,10	Brown	Green	Brown
HPWN2520MR18□P00	180	0.2V/25MHz / 100MHz	45	0.77	0.750	620	2,5,10	Brown	Gray	Brown
HPWN2520MR22□P00	220	0.2V/25MHz / 100MHz	45	0.84	0.700	500	2,5,10	Red	Red	Brown
HPWN2520MR27□P00	270	0.2V/25MHz / 100MHz	45	0.91	0.600	500	2,5,10	Red	Violet	Brown
HPWN2520MR33□P00	330	0.2V/25MHz / 100MHz	45	1.05	0.570	450	2,5,10	Orange	Orange	Brown
HPWN2520MR39□P00	390	0.2V/25MHz / 100MHz	45	1.12	0.500	470	2,5,10	Orange	White	Brown
HPWN2520MR47□P00	470	0.2V/25MHz / 100MHz	45	1.19	0.450	470	2,5,10	Yellow	Violet	Brown
HPWN2520MR56□P00	560	0.2V/25MHz / 100MHz	45	1.33	0.415	400	2,5,10	Green	Blue	Brown
HPWN2520MR62□P00	620	0.2V/25MHz / 100MHz	45	1.40	0.375	300	2,5,10	Blue	Red	Brown
HPWN2520MR68□P00	680	0.2V/25MHz / 100MHz	45	1.47	0.375	400	2,5,10	Blue	Gray	Brown
HPWN2520MR75□P00	750	0.2V/25MHz / 100MHz	45	1.54	0.360	360	2,5,10	Violet	Green	Brown
HPWN2520MR82□P00	820	0.2V/25MHz / 100MHz	45	1.61	0.350	400	2,5,10	Gray	Red	Brown
HPWN2520MR91□P00	910	0.2V/25MHz / 50MHz	35	1.68	0.320	380	2,5,10	White	Brown	Brown
HPWN2520M1R0□P00	1000	0.2V/25MHz / 50MHz	35	1.75	0.290	370	2,5,10	Brown	Black	Red
HPWN2520M1R2□P00	1200	0.2V/7.9MHz / 50MHz	35	2.00	0.250	310	2,5,10	Brown	Red	Red
HPWN2520M1R5□P00	1500	0.2V/7.9MHz / 50MHz	28	2.23	0.200	330	2,5,10	Brown	Green	Red
HPWN2520M1R8□P00	1800	0.2V/7.9MHz / 50MHz	28	2.60	0.160	300	2,5,10	Brown	Gray	Red
HPWN2520M2R2□P00	2200	0.2V/7.9MHz / 50MHz	28	2.80	0.160	280	2,5,10	Red	Red	Red
HPWN2520M2R7□P00	2700	0.2V/7.9MHz / 25MHz	22	3.20	0.140	290	2,5,10	Red	Violet	Red
HPWN2520M3R3□P00	3300	0.2V/7.9MHz / 25MHz	22	3.40	0.110	290	2,5,10	Orange	Orange	Red
HPWN2520M3R9□P00	3900	0.2V/7.9MHz / 25MHz	20	3.60	0.100	260	2,5,10	Orange	White	Red
HPWN2520M4R7□P00	4700	0.2V/7.9MHz / 7.9MHz	18	4.00	0.032	260	2,5,10	Yellow	Violet	Red
HPWN2520M5R6□P00	5600	0.2V/7.9MHz / 7.9MHz	16	5.70	0.020	240	2,5,10	Green	Blue	Red
HPWN2520M6R8□P00	6800	0.2V/7.9MHz / 7.9MHz	18	7.70	0.040	200	2,5,10	Blue	Gray	Red
HPWN2520M8R2□P00	8200	0.2V/7.9MHz / 7.9MHz	18	10.70	0.025	170	2,5,10	Gray	Red	Red
HPWN2520M100□P00	10000	0.2V/7.9MHz / 7.9MHz	18	12.70	0.025	100	2,5,10	Brown	Black	Orange

Note: When ordering, please specify Tolerance code. Tolerance □ : G=±2% , J=±5% , K=±10%

1.Operating temperature range — 40℃ ~ 125℃ (Including self - temperature rise)

2.Irms for a 15℃ temperature rise from 25℃ ambient with current

Product Characteristic Curve

HPWN1005

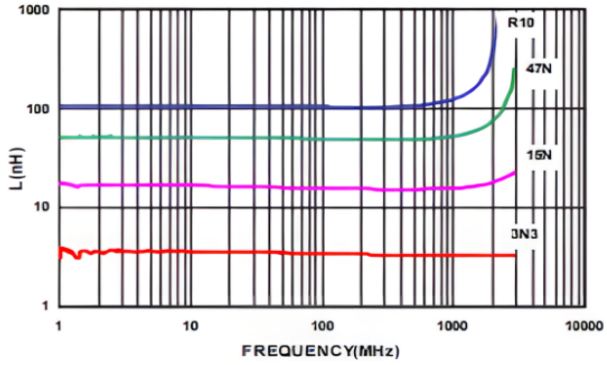

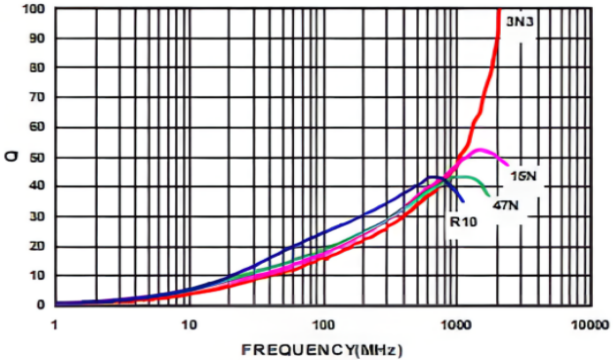

HPWN1608

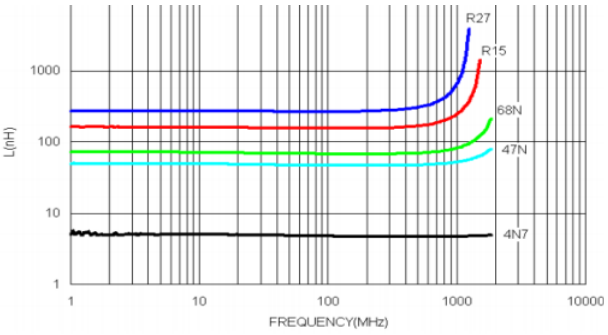

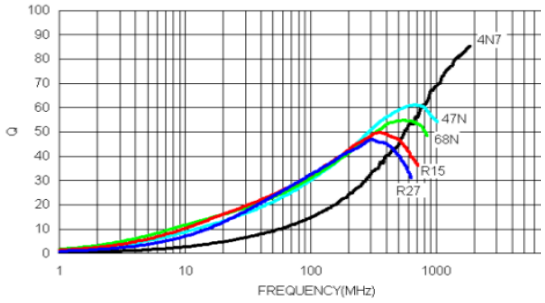

HPWN2012

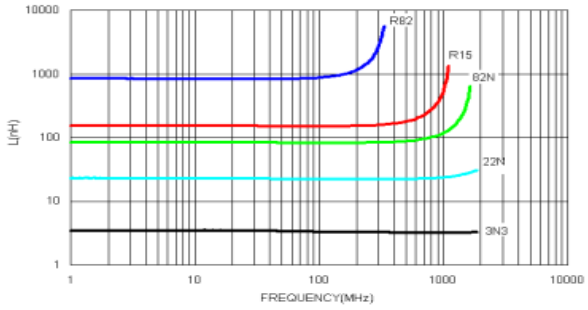

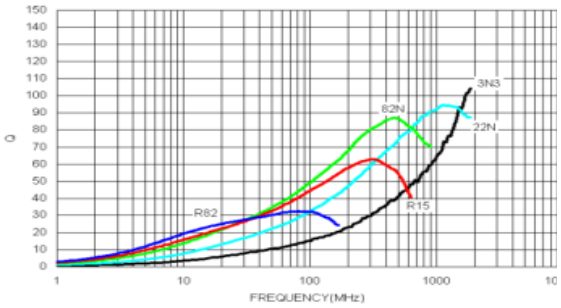

HPWN2520

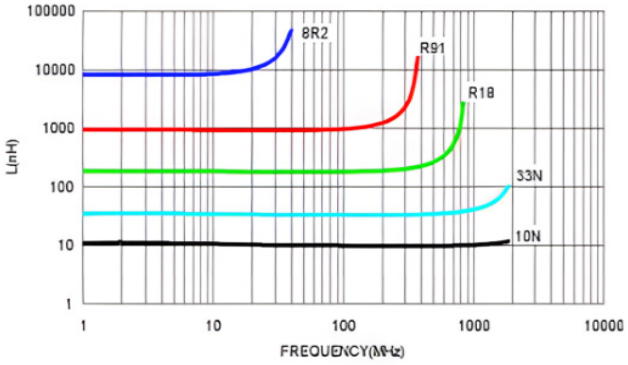

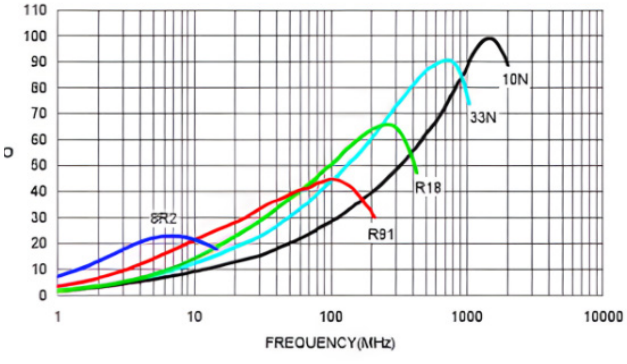

Packaging Specifications

Fig.1

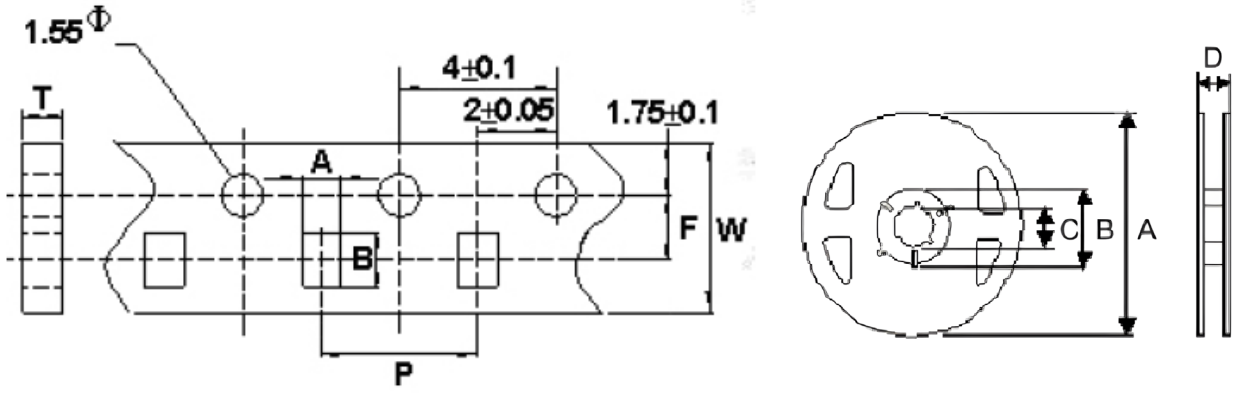

Fig.2

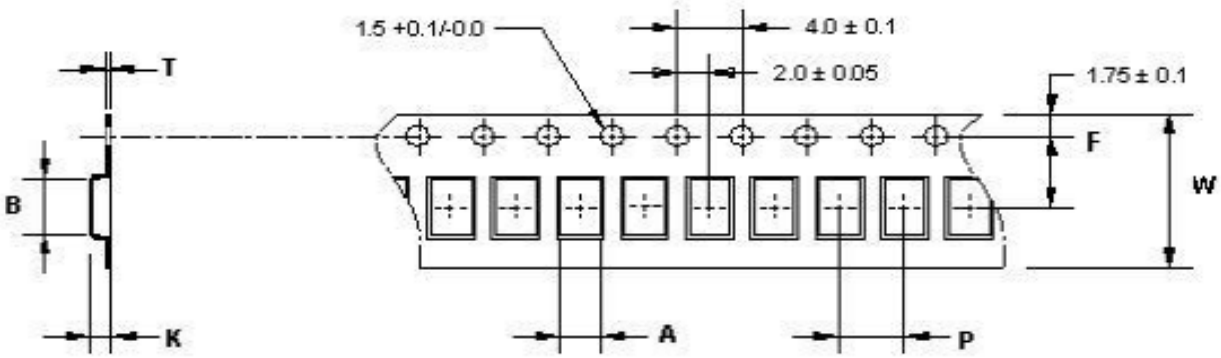

Dimensions in mm

TYPE	Tape Dimensions							Reel Dimensions				Quantity PCS/REEL	fig.
	A	B	T	W	P	F	K	A	B	C	D		
HPWN1005	0.67	1.2	0.75	8	2	3.5	-	180	60	13	12.2	4000	1
HPWN1608	1.30	1.85	1.1	8	4	3.5	-	180	60	13	12.2	4000	1
HPWN2012	1.85	2.45	0.23	8	4	3.5	1.5	180	60	13	12.2	2000	2
HPWN2520	2.73	2.9	0.25	8	4	3.5	2.34	180	60	13	12.2	2000	2

HNWN SERIES

- RoHS compliant
- Smaller chip suitable for surface mounting
- High inductance tolerance and high reliability
- Larger inductance with ferrite materials



Applications

- FW products for cellular phone
- GPS receiver
- Base Station
- Repeater
- Wireless LAN/ mouse/ keyboard/ earphone
- Remote control

ORDERING CODE

HNWN	1608	N	10N	□	P	00
(1)	(2)	(3)	(4)	(5)	(6)	(7)

J : ±5% K : ±10% H : ±3% G : ±2% B : ±0.1nH

(1) Type
(2) Dimensions
(3) Internal code
(4) Inductance
(5) Inductance Tolerance
(6) Packaging code
(7) Tail code

Shape and Dimensions

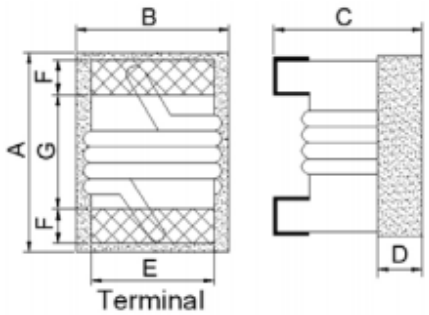

Recommended Pattern

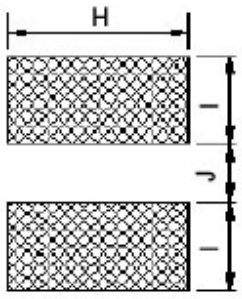

Dimensions in mm

TYPE	A	B	C	D	E	F	G	H	I	J
HNWN1005	1.19max	0.7max	0.66max	0.25	0.51	0.23	0.56	0.66	0.36	0.46
HNWN1608	1.6±0.2	1.12±0.1	0.9±0.2	0.50	0.76	0.33	0.86	1.02	0.64	0.64
HNWN1608-01	1.6±0.2	1.12±0.1	0.9±0.2	0.50	0.76	0.33	0.86	1.02	0.64	0.64
HNWN2012	2.4max	1.72max	1.52max	0.7	1.27	0.45	1.02	1.78	1.02	0.76
HNWN2012-01	2.4max	1.72max	1.52max	0.7	1.27	0.45	1.02	1.78	1.02	0.76
HNWN2520	2.92max	2.70max	2.23max	0.7	2.00	0.5	2.00	2.54	1.02	1.27
HNWN3225	3.50max	2.90max	2.60max	0.7	2.10	0.5	2.00	2.54	1.02	1.78

HNWN1005 series Standard Specifications

Part No.	Inductance (uH)	Test Freq. L / Q	Q Min	DCR(Ω) Max	SRF(MHz) Min	Irms(mA) Max	Tolerance (±%)
HNWN1005N18N□E00	0.018	0.2V/100MHz / 100MHz	10	0.055	2600	1600	5,10
HNWN1005N20N□E00	0.020	0.2V/100MHz / 100MHz	10	0.050	2600	1600	5,10
HNWN1005N22N□E00	0.022	0.2V/100MHz / 100MHz	10	0.072	2500	1300	5,10
HNWN1005N33N□E00	0.033	0.2V/100MHz / 100MHz	10	0.060	2300	1400	5,10
HNWN1005N36N□E00	0.036	0.2V/100MHz / 100MHz	10	0.092	2300	1000	5,10
HNWN1005N39N□E00	0.039	0.2V/100MHz / 100MHz	10	0.150	2200	830	5,10
HNWN1005N51N□E00	0.051	0.2V/100MHz / 100MHz	10	0.070	1930	1100	5,10
HNWN1005N56N□E00	0.056	0.2V/100MHz / 100MHz	10	0.125	1900	900	5,10
HNWN1005N70N□E00	0.070	0.2V/100MHz / 100MHz	10	0.130	1900	900	5,10
HNWN1005N72N□E00	0.072	0.2V/100MHz / 100MHz	10	0.100	1650	900	5,10
HNWN1005N77N□E00	0.077	0.2V/100MHz / 100MHz	10	0.190	2000	750	5,10
HNWN1005N78N□E00	0.078	0.2V/100MHz / 100MHz	10	0.190	1600	850	5,10
HNWN1005NR10□E00	0.100	0.2V/100MHz / 100MHz	8	0.160	1100	1000	5,10
HNWN1005NR14□E00	0.140	0.2V/50MHz / 50MHz	11	0.260	1200	540	5,10
HNWN1005NR16□E00	0.160	0.2V/50MHz / 50MHz	11	0.330	1150	560	5,10
HNWN1005NR18□E00	0.180	0.2V/50MHz / 50MHz	11	0.330	1150	560	5,10
HNWN1005NR20□E00	0.200	0.2V/50MHz / 50MHz	11	0.440	1000	400	5,10
HNWN1005NR22□E00	0.220	0.2V/25MHz / 25MHz	11	0.500	900	400	5,10
HNWN1005NR25□E00	0.250	0.2V/25MHz / 25MHz	11	0.360	900	520	5,10
HNWN1005NR27□E00	0.270	0.2V/25MHz / 25MHz	11	0.550	860	360	5,10
HNWN1005NR30□E00	0.300	0.2V/25MHz / 25MHz	11	0.410	860	420	5,10
HNWN1005NR33□E00	0.330	0.2V/7.9MHz / 7.9MHz	11	0.680	820	350	5,10
HNWN1005NR36□E00	0.360	0.2V/7.9MHz / 7.9MHz	11	0.580	810	360	5,10
HNWN1005NR39□E00	0.390	0.2V/7.9MHz / 7.9MHz	11	0.890	760	300	5,10
HNWN1005NR42□E00	0.420	0.2V/7.9MHz / 7.9MHz	11	1.100	700	340	5,10
HNWN1005NR47□E00	0.470	0.2V/7.9MHz / 7.9MHz	11	0.730	650	310	5,10
HNWN1005NR56□E00	0.560	0.2V/7.9MHz / 7.9MHz	11	1.100	600	200	5,10
HNWN1005N1R0□E00	1.000	0.2V/7.9MHz / 7.9MHz	10	1.700	400	200	5,10
HNWN1005N2R2□E00	2.200	0.2V/7.9MHz / 7.9MHz	10	2.800	130	200	5,10
HNWN1005N4R7□E00	4.700	0.2V/7.9MHz / 7.9MHz	10	4.000	50	180	5,10

Note: When ordering, please specify Tolerance code. Tolerance □ : J=±5% , K=±10%,M±20%

1.Operating temperature range — 40℃ ~ 105℃ (Including self - temperature rise)

2.Irms for a 15℃ temperature rise from 25℃ ambient with current

HNWN1608 series Standard Specifications

Part No.	Inductance (uH)	Test Freq. L/Q	Q Typ	DCR(Ω) Max	SRF(MHz) Min	Irms(mA) Max	Tolerance (±%)	Color coding
HNWN1608M47N□P00	0.047	0.2V/7.9MHz/7.9MHz	17	0.075	1700	1500	5,10,20	black
HNWN1608M72N□P00	0.072	0.2V/7.9MHz/7.9MHz	17	0.120	1700	1500	5,10,20	Brown
HNWN1608MR10□P00	0.100	0.2V/7.9MHz/7.9MHz	17	0.130	1650	1500	5,10,20	red
HNWN1608MR12□P00	0.120	0.2V/7.9MHz/7.9MHz	17	0.150	1350	1500	5,10,20	orange
HNWN1608MR15□P00	0.150	0.2V/7.9MHz/7.9MHz	17	0.150	1350	1450	5,10,20	yellow
HNWN1608MR24□P00	0.240	0.2V/7.9MHz/7.9MHz	17	0.190	1050	1300	5,10,20	Violet
HNWN1608MR27□P00	0.270	0.2V/7.9MHz/7.9MHz	17	0.300	1050	1050	5,10,20	gray
HNWN1608MR33□P00	0.330	0.2V/7.9MHz/7.9MHz	17	0.460	850	1200	5,10,20	white
HNWN1608MR39□P00	0.390	0.2V/7.9MHz/7.9MHz	17	0.510	810	1200	5,10,20	black
HNWN1608MR47□P00	0.470	0.2V/7.9MHz/7.9MHz	17	0.620	720	1050	5,10,20	Brown
HNWN1608MR56□P00	0.560	0.2V/7.9MHz/7.9MHz	17	0.440	600	850	5,10,20	red
HNWN1608MR68□P00	0.680	0.2V/7.9MHz/7.9MHz	17	0.520	600	850	5,10,20	orange
HNWN1608MR78□P00	0.780	0.2V/7.9MHz/7.9MHz	17	0.830	460	850	5,10,20	yellow
HNWN1608MR82□P00	0.820	0.2V/7.9MHz/7.9MHz	17	0.690	480	750	5,10,20	green
HNWN1608MR91□P00	0.910	0.2V/7.9MHz/7.9MHz	17	0.760	330	670	5,10,20	black
HNWN1608M1R0□P00	1.000	0.2V/7.9MHz/7.9MHz	18	0.810	310	600	5,10,20	blue
HNWN1608M1R2□P00	1.200	0.2V/7.9MHz/7.9MHz	17	0.870	270	550	5,10,20	Violet
HNWN1608M1R5□P00	1.500	0.2V/7.9MHz/7.9MHz	17	1.060	270	540	5,10,20	gray
HNWN1608M1R8□P00	1.800	0.2V/7.9MHz/7.9MHz	17	1.100	230	520	5,10,20	white
HNWN1608M2R2□P00	2.200	0.2V/7.9MHz/7.9MHz	17	1.200	140	500	5,10,20	black
HNWN1608M2R7□P00	2.700	0.2V/7.9MHz/7.9MHz	17	1.500	105	480	5,10,20	Brown
HNWN1608M3R3□P00	3.300	0.2V/7.9MHz/7.9MHz	17	1.500	84	440	5,10,20	red
HNWN1608M3R9□P00	3.900	0.2V/7.9MHz/7.9MHz	17	1.600	80	430	5,10,20	orange
HNWN1608M4R7□P00	4.700	0.2V/7.9MHz/7.9MHz	18	2.100	69	420	5,10,20	yellow
HNWN1608M5R6□P00	5.600	0.2V/7.9MHz/7.9MHz	18	2.600	65	400	5,10,20	green
HNWN1608M6R8□P00	6.800	0.2V/7.9MHz/7.9MHz	19	3.100	55	400	5,10,20	blue
HNWN1608M7R8□P00	7.800	0.2V/7.9MHz/7.9MHz	17	3.500	47	400	5,10,20	Violet
HNWN1608M8R2□P00	8.200	0.2V/7.9MHz/7.9MHz	17	3.800	42	400	5,10,20	gray
HNWN1608M100□P00	10.000	0.2V/7.9MHz/7.9MHz	19	4.800	40	300	5,10,20	white

Note: When ordering, please specify Tolerance code. Tolerance □ : J=±5% , K=±10%,M±20%

1.Operating temperature range － 40℃～105℃ (Including self - temperature rise)

2.Irms for a 15℃ temperature rise from 25℃ ambient with current

HNWN1608-01 series Standard Specifications

Part No.	Inductance (μH)	Test Freq. L/Q	Q Typ	DCR(Ω) ±30%	SRF(MHz) Typ	Irms(mA) Typ	Tolerance (±%)	Color coding
HNWN1608MR27□P01	0.27	0.2V/7.9MHz/7.9MHz	13	0.26	900	820	5,10,20	Green
HNWN1608MR47□P01	0.47	0.2V/7.9MHz/7.9MHz	13	0.26	900	800	5,10,20	Blue
HNWN1608MR68□P01	0.68	0.2V/7.9MHz/7.9MHz	13	0.27	650	800	5,10,20	Violet
HNWN1608MR78□P01	0.78	0.2V/7.9MHz/7.9MHz	16	0.28	410	800	5,10,20	Grey
HNWN1608M1R0□P01	1.00	0.2V/7.9MHz/7.9MHz	16	0.36	400	700	5,10,20	Black
HNWN1608M1R2□P01	1.20	0.2V/7.9MHz/7.9MHz	16	0.36	240	700	5,10,20	White
HNWN1608M1R5□P01	1.50	0.2V/7.9MHz/7.9MHz	16	0.40	160	600	5,10,20	Brown
HNWN1608M1R8□P01	1.80	0.2V/7.9MHz/7.9MHz	16	0.43	121	580	5,10,20	Red
HNWN1608M2R2□P01	2.20	0.2V/7.9MHz/7.9MHz	16	0.56	82	600	5,10,20	Orange
HNWN1608M2R7□P01	2.70	0.2V/7.9MHz/7.9MHz	16	0.62	72	500	5,10,20	Yellow
HNWN1608M3R3□P01	3.30	0.2V/7.9MHz/7.9MHz	16	0.70	66	500	5,10,20	Green
HNWN1608M3R9□P01	3.90	0.2V/7.9MHz/7.9MHz	16	0.83	61	460	5,10,20	Blue
HNWN1608M4R7□P01	4.70	0.2V/7.9MHz/7.9MHz	15	0.74	55	470	5,10,20	Violet
HNWN1608M5R6□P01	5.60	0.2V/7.9MHz/7.9MHz	16	1.10	47	380	5,10,20	Grey
HNWN1608M6R8□P01	6.80	0.2V/7.9MHz/7.9MHz	15	1.50	43	340	5,10,20	White
HNWN1608M8R2□P01	8.20	0.2V/7.9MHz/7.9MHz	16	1.68	40	300	5,10,20	Black
HNWN1608M100□P01	10.00	0.2V/2.5MHz/2.5MHz	15	1.85	35	280	5,10,20	Brown
HNWN1608M120□P01	12.00	0.2V/2.5MHz/2.5MHz	14	2.28	32	260	5,10,20	Red
HNWN1608M150□P01	15.00	0.2V/2.5MHz/2.5MHz	15	2.80	29	240	5,10,20	Orange
HNWN1608M180□P01	18.00	0.2V/2.5MHz/2.5MHz	14	2.90	28	220	5,10,20	Yellow
HNWN1608M220□P01	22.00	0.2V/2.5MHz/2.5MHz	15	3.61	24	200	5,10,20	Green
HNWN1608M270□P01	27.00	0.2V/2.5MHz/2.5MHz	14	5.20	20	140	5,10,20	Blue
HNWN1608M330□P01	33.00	0.2V/2.5MHz/2.5MHz	14	6.60	15	120	5,10,20	Violet
HNWN1608M470□P01	47.00	0.2V/2.5MHz/2.5MHz	12	11.2	11	110	5,10,20	Grey

Note: When ordering, please specify Tolerance code. Tolerance □ : J=±5% , K=±10%,M±20%

1.Operating temperature range － 40℃～ 105℃ (Including self - temperature rise)

2.Irms for a 15℃ temperature rise from 25℃ ambient with current

HNWN2012 series Standard Specifications

Part No.	Inductance (μH)	Test Freq. L/Q	Q Typ	DCR (Ω)Max	SRF(MHz) Min	Irms(mA) min	Tolerance (±%)	Color coding
HNWN2012M78N□P00	0.078	0.2V/7.9MHz/7.9MHz	19	0.06	1440	2000	5,10,20	black
HNWN2012M90N□P00	0.090	0.2V/7.9MHz/7.9MHz	19	0.07	1200	2000	5,10,20	red
HNWN2012MR11□P00	0.110	0.2V/7.9MHz/7.9MHz	19	0.07	1200	2000	5,10,20	Brown
HNWN2012MR47□P00	0.470	0.2V/7.9MHz/7.9MHz	19	0.40	480	800	5,10,20	red
HNWN2012MR56□P00	0.560	0.2V/7.9MHz/7.9MHz	35	0.40	480	800	5,10,20	yellow
HNWN2012MR68□P00	0.680	0.2V/7.9MHz/7.9MHz	20	0.40	480	800	5,10,20	orange
HNWN2012MR91□P00	0.910	0.2V/7.9MHz/7.9MHz	20	0.69	400	700	5,10,20	yellow
HNWN2012M1R0□P00	1.000	0.2V/7.9MHz/7.9MHz	20	0.69	400	700	5,10,20	yellow
HNWN2012M1R2□P00	1.200	0.2V/7.9MHz/7.9MHz	20	0.83	330	700	5,10,20	red
HNWN2012M1R5□P00	1.500	0.2V/7.9MHz/7.9MHz	20	0.83	330	700	5,10,20	green
HNWN2012M1R8□P00	1.800	0.2V/7.9MHz/7.9MHz	20	1.00	300	650	5,10,20	blue
HNWN2012M2R2□P00	2.200	0.2V/7.9MHz/7.9MHz	20	1.10	200	650	5,10,20	Violet
HNWN2012M2R7□P00	2.700	0.2V/7.9MHz/7.9MHz	23	1.25	200	580	5,10,20	gray
HNWN2012M3R3□P00	3.300	0.2V/7.9MHz/7.9MHz	23	1.45	160	540	5,10,20	white
HNWN2012M3R9□P00	3.900	0.2V/7.9MHz/7.9MHz	23	1.50	90	540	5,10,20	black
HNWN2012M4R7□P00	4.700	0.2V/7.9MHz/7.9MHz	20	1.50	70	530	5,10,20	Brown
HNWN2012M5R6□P00	5.600	0.2V/7.9MHz/7.9MHz	20	1.70	65	500	5,10,20	red
HNWN2012M6R8□P00	6.800	0.2V/7.9MHz/7.9MHz	20	1.95	45	470	5,10,20	orange
HNWN2012M8R2□P00	8.200	0.2V/2.5MHz/2.5MHz	16	2.10	45	430	5,10,20	yellow
HNWN2012M100□P00	10.000	0.2V/2.5MHz/2.5MHz	16	2.40	40	400	5,10,20	green
HNWN2012M120□P00	12.000	0.2V/2.5MHz/2.5MHz	16	3.20	38	360	5,10,20	red
HNWN2012M150□P00	15.000	0.2V/2.5MHz/2.5MHz	16	3.55	25	300	5,10,20	blue
HNWN2012M180□P00	18.000	0.2V/2.5MHz/2.5MHz	16	4.90	25	250	5,10,20	orange
HNWN2012M220□P00	22.000	0.2V/2.5MHz/2.5MHz	16	5.45	20	180	5,10,20	Violet
HNWN2012M270□P00	27.000	0.2V/2.5MHz/2.5MHz	16	7.80	19	180	5,10,20	gray
HNWN2012M330□P00	33.000	0.2V/2.5MHz/2.5MHz	16	9.50	16	160	5,10,20	white
HNWN2012M470□P00	47.000	0.2V/2.5MHz/2.5MHz	16	14.50	15	160	5,10,20	Brown

Note: When ordering, please specify Tolerance code. Tolerance □ : J=±5% , K=±10%,M±20%

1.Operating temperature range －40℃～105℃ (Including self - temperature rise)

2.Irms for a 15℃ temperature rise from 25℃ ambient with current

HNWN2012-01 series Standard Specifications

Part No.	Inductance (μH)	Test Freq. L/Q	Q Typ	DCR(Ω) ±30%	SRF(MHz) Typ	Irms(mA) Typ	Tolerance (±%)	Color coding
HNWN2012M1R0□P01	1.00	0.2v/7.9MHz/7.9MHz	18	0.10	100	800	10,20	Black
HNWN2012M2R2□P01	2.20	0.2v/7.9MHz/7.9MHz	18	0.24	70	550	10,20	Red
HNWN2012M3R3□P01	3.30	0.2v/7.9MHz/7.9MHz	18	0.30	55	450	10,20	Orange
HNWN2012M4R7□P01	4.70	0.2v/7.9MHz/7.9MHz	18	0.47	50	600	10,20	Yellow
HNWN2012M6R8□P01	6.80	0.2v/7.9MHz/7.9MHz	18	0.75	60	290	10,20	Green
HNWN2012M100□P01	10.00	0.2v/2.5MHz/2.5MHz	18	0.90	25	290	10,20	Blue
HNWN2012M150□P01	15.00	0.2v/2.5MHz/2.5MHz	18	1.60	25	230	10,20	Violet
HNWN2012M220□P01	22.00	0.2v/2.5MHz/2.5MHz	18	1.76	20	340	10,20	Grey
HNWN2012M330□P01	33.00	0.2v/2.5MHz/2.5MHz	17	2.60	15	120	10,20	White
HNWN2012M470□P01	47.00	0.2v/2.5MHz/2.5MHz	17	3.90	11	95	10,20	Black
HNWN2012M680□P01	68.00	0.2v/2.5MHz/2.5MHz	17	5.50	11	95	10,20	Brown
HNWN2012M101□P01	100.00	0.2v/2.5MHz/2.5MHz	12	9.00	9	70	10,20	Red

Note: When ordering, please specify Tolerance code. Tolerance □ : K=±10% , M=±20%

1.Operating temperature range — 40℃～105℃ (Including self - temperature rise)

2.Irms for a 15℃ temperature rise from 25℃ ambient with current

HNWN2520 series Standard Specifications

Part No.	Inductance (μH)	Test Freq. L/Q	Q (min)	DCR(max) Ω	SRF(min) MHz	Irms(max) (mA)	Tolcerance (±%)	Color coding		
HNWN2520MR56□P00	0.56	0.2V/7.9MHz/7.9MHz	12	0.62	230	700	10,20	Green	Blue	Brown
HNWN2520MR68□P00	0.68	0.2V/7.9MHz/7.9MHz	12	0.62	230	700	10,20	Blue	Gray	Brown
HNWN2520MR82□P00	0.82	0.2V/7.9MHz/7.9MHz	12	0.62	230	700	10,20	Gray	Red	Brown
HNWN2520M1R0□P00	1.00	0.2V/7.9MHz/7.9MHz	18	0.62	230	700	10,20	Brown	Black	Red
HNWN2520M1R2□P00	1.20	0.2V/7.9MHz/7.9MHz	18	0.68	210	650	10,20	Brown	Red	Red
HNWN2520M1R5□P00	1.50	0.2V/7.9MHz/7.9MHz	18	0.76	190	630	10,20	Brown	Green	Red
HNWN2520M1R8□P00	1.80	0.2V/7.9MHz/7.9MHz	18	0.84	170	600	10,20	Brown	Gray	Red
HNWN2520M2R2□P00	2.20	0.2V/7.9MHz/7.9MHz	18	1.10	150	520	10,20	Red	Red	Red
HNWN2520M2R7□P00	2.70	0.2V/7.9MHz/7.9MHz	18	1.28	135	490	10,20	Red	Violet	Red
HNWN2520M3R3□P00	3.30	0.2V/7.9MHz/7.9MHz	18	1.46	120	450	10,20	Orange	Orange	Red
HNWN2520M3R9□P00	3.90	0.2V/7.9MHz/7.9MHz	18	1.56	105	420	10,20	Orange	White	Red
HNWN2520M4R7□P00	4.70	0.2V/7.9MHz/7.9MHz	18	2.00	90	400	10,20	Yellow	Violet	Red
HNWN2520M5R6□P00	5.60	0.2V/7.9MHz/7.9MHz	15	1.80	80	380	10,20	Green	Blue	Red
HNWN2520M6R8□P00	6.80	0.2V/7.9MHz/7.9MHz	15	2.00	70	360	10,20	Blue	Gray	Red
HNWN2520M8R2□P00	8.20	0.2V/7.9MHz/7.9MHz	15	2.65	65	330	10,20	Gray	Red	Red
HNWN2520M100□P00	10.00	0.2V/2.5MHz/2.5MHz	12	2.95	60	300	10,20	Brown	Black	Orange
HNWN2520M180□P00	18.00	0.2V/2.5MHz/2.5MHz	12	4.00	26	160	10,20	Brown	Gray	Orange
HNWN2520M220□P00	22.00	0.2V/2.5MHz/2.5MHz	12	6.14	22	270	10,20	Red	Red	Orange
HNWN2520M300□P00	30.00	0.2V/2.5MHz/2.5MHz	10	6.80	12	200	10,20	Orange	Black	Orange
HNWN2520M330□P00	33.00	0.2V/2.5MHz/2.5MHz	10	7.00	12	200	10,20	Orange	Orange	Orange
HNWN2520M390□P00	39.00	0.2V/2.5MHz/2.5MHz	10	10.00	16	170	10,20	Orange	White	Orange
HNWN2520M470□P00	47.00	0.2V/2.5MHz/2.5MHz	10	10.70	10	160	10,20	Yellow	Violet	Orange
HNWN2520M560□P00	56.00	0.2V/2.5MHz/2.5MHz	10	12.00	8	170	10,20	Green	Blue	Orange
HNWN2520M680□P00	68.00	0.2V/2.5MHz/2.5MHz	10	13.50	6	145	10,20	Blue	Gray	Orange
HNWN2520M820□P00	82.00	0.2V/2.5MHz/2.5MHz	8	20.00	6	100	10,20	Gray	Red	Orange
HNWN2520M101□P00	100.00	0.2V/1MHz/1MHz	8	20.50	4	120	10,20	Brown	Black	Yellow

Note: When ordering, please specify Tolerance code. Tolerance □ : K=±10% , M=±20%

1.Operating temperature range — 40℃ ~ 105℃ (Including self - temperature rise)

2.Irms for a 15℃ temperature rise from 25℃ ambient with current

HNWN3225 series Standard Specifications

Part No.	Inductance (μH)	Test Freq L/Q	Q min	Irms(mA) max	SRF(MHz) min	Irms(mA) max	Tolerance (±%)	Color coding		
HNWN3225MR56□P00	0.56	0.2v/25MHz/25MHz	20	0.55	180	450	10,20	Green	Blue	Brown
HNWN3225M1R5□P00	1.50	0.2v/7.9MHz/7.9MHz	20	0.40	200	450	10,20	Brown	Green	Red
HNWN3225M1R8□P00	1.80	0.2v/7.9MHz/7.9MHz	20	0.50	195	450	10,20	Brown	Gray	Red
HNWN3225M2R2□P00	2.20	0.2v/7.9MHz/7.9MHz	20	0.80	175	450	10,20	Red	Red	Red
HNWN3225M4R7□P00	4.70	0.2v/7.9MHz/7.9MHz	18	1.30	60	350	10,20	Yellow	Violet	Red
HNWN3225M5R6□P00	5.60	0.2v/2.5MHz/2.5MHz	18	2.00	50	320	10,20	Green	Blue	Red
HNWN3225M100□P00	10.00	0.2v/2.5MHz/2.5MHz	15	1.00	30	300	10,20	Brown	Black	Orange
HNWN3225M150□P00	15.00	0.2v/2.5MHz/2.5MHz	15	2.00	22	225	10,20	Brown	Green	Orange
HNWN3225M180□P00	18.00	0.2v/2.5MHz/2.5MHz	15	2.05	22	215	10,20	Brown	Gray	Orange
HNWN3225M220□P00	22.00	0.2v/2.5MHz/2.5MHz	15	2.10	20	210	10,20	Red	Red	Orange
HNWN3225M270□P00	27.00	0.2v/2.5MHz/2.5MHz	15	2.70	18	180	10,20	Red	Violet	Orange
HNWN3225M330□P00	33.00	0.2v/2.5MHz/2.5MHz	15	2.90	15	160	10,20	Orange	Orange	Orange
HNWN3225M470□P00	47.00	0.2v/2.5MHz/2.5MHz	15	5.20	10	140	10,20	Yellow	Violet	Orange
HNWN3225M560□P00	56.00	0.2v/2.5MHz/2.5MHz	8	5.60	8	125	10,20	Green	Blue	Orange
HNWN3225M680□P00	68.00	0.2v/1MHz/1MHz	6	13.00	10	100	10,20	Blue	Gray	Orange
HNWN3225M820□P00	82.00	0.2v/1MHz/1MHz	6	13.00	10	100	10,20	Gray	Red	Orange
HNWN3225M101□P00	100.00	0.2v/1MHz/1MHz	6	13.00	10	100	10,20	Brown	Black	Yellow
HNWN3225M121□P00	120.00	0.2v/1MHz/1MHz	6	13.00	10	100	10,20	Brown	Red	Yellow
HNWN3225M151□P00	150.00	0.2v/1MHz/1MHz	10	20.00	4	80	10,20	Brown	Green	Yellow
HNWN3225M181□P00	180.00	0.2v/1MHz/1MHz	8	14.50	3	70	10,20	Brown	Gray	Yellow
HNWN3225M201□P00	200.00	0.2v/1MHz/1MHz	8	30.00	2.6	65	10,20	Red	Black	Yellow
HNWN3225M221□P00	220.00	0.2v/1MHz/1MHz	8	30.00	2.6	65	10,20	Red	Red	Yellow
HNWN3225M331□P00	330.00	0.2v/1MHz/1MHz	8	35.00	2.3	55	10,20	Orange	Orange	Yellow
HNWN3225M471□P00	470.00	0.2v/1MHz/1MHz	8	42.00	2	40	10,20	Yellow	Violet	Yellow
HNWN3225M561□P00	560.00	0.2v/1MHz/1MHz	8	60.00	2	10	10,20	Green	Blue	Yellow
HNWN3225M621□P00	620.00	0.2v/1MHz/1MHz	8	85.00	2	10	10,20	Blue	Red	Yellow
HNWN3225M681□P00	680.00	0.2v/1MHz/1MHz	6	90.00	2	10	10,20	Blue	Gray	Yellow

Note: When ordering, please specify Tolerance code. Tolerance □ : K=±10% , M=±20%

1.Operating temperature range — 40℃～105℃ (Including self - temperature rise)

2.Irms for a 15℃ temperature rise from 25℃ ambient with current

Product Characteristic Curve

HNWN1005

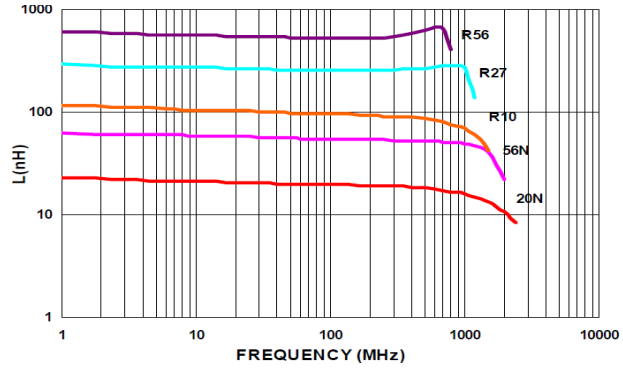

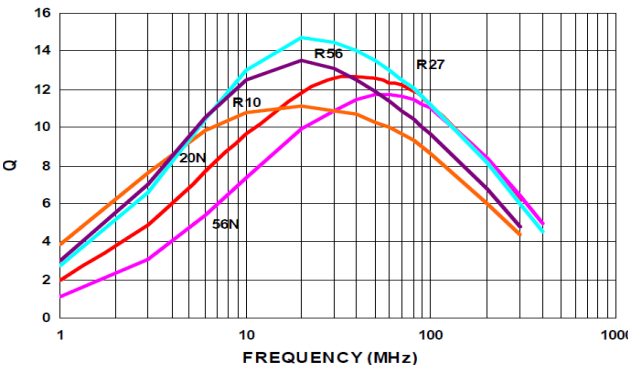

HNWN1608

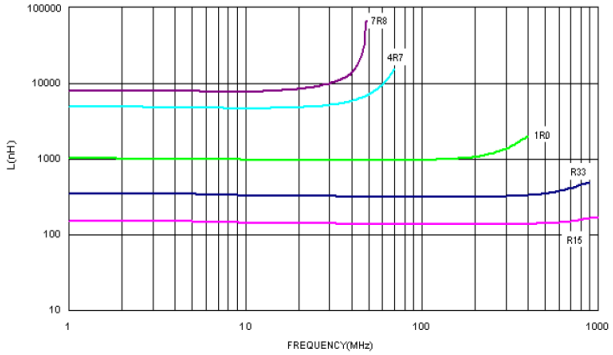

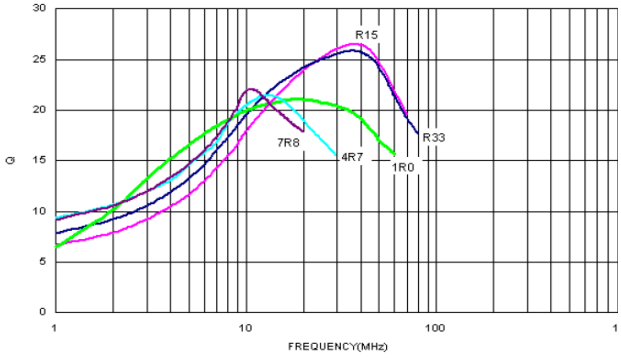

HNWN2012

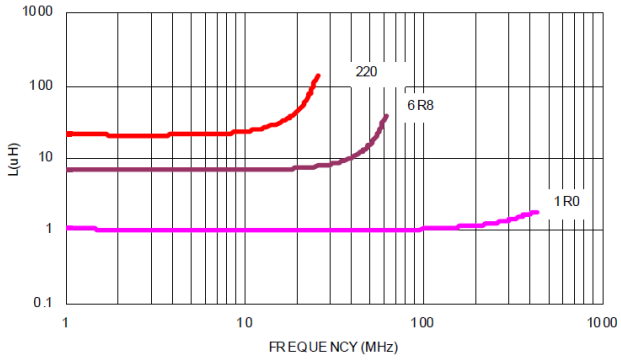

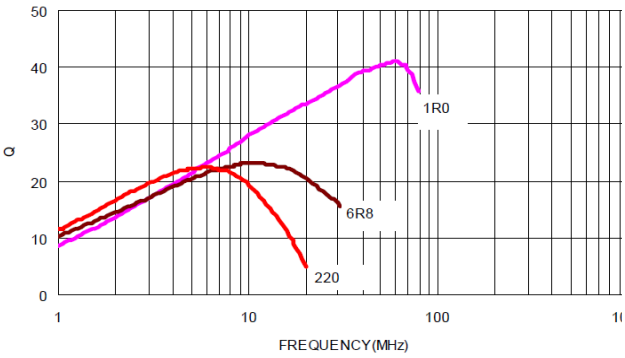

HNWN2520

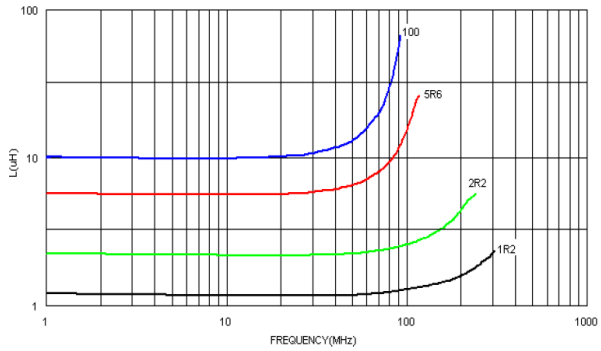

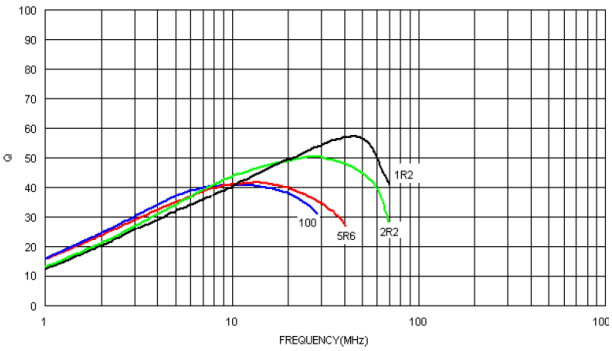

Packaging Specifications

Fig.1

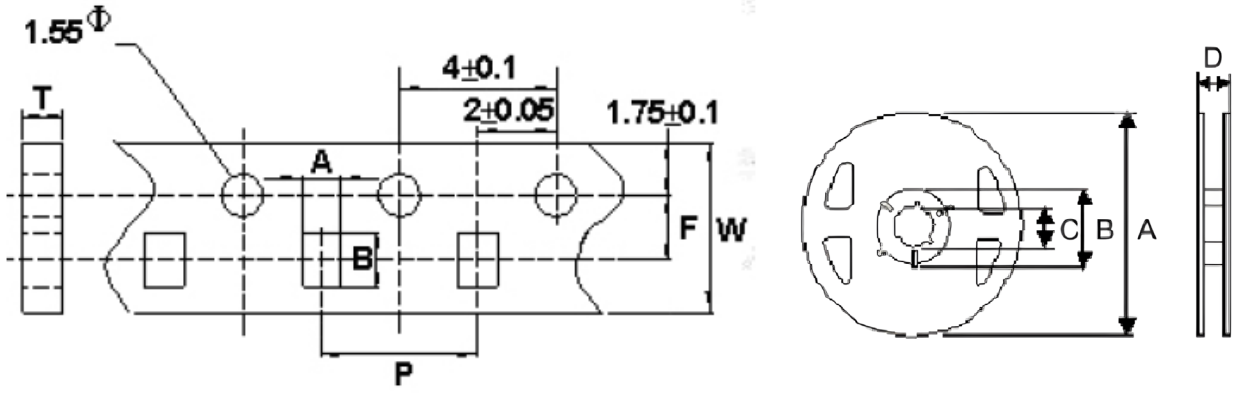

Fig.2

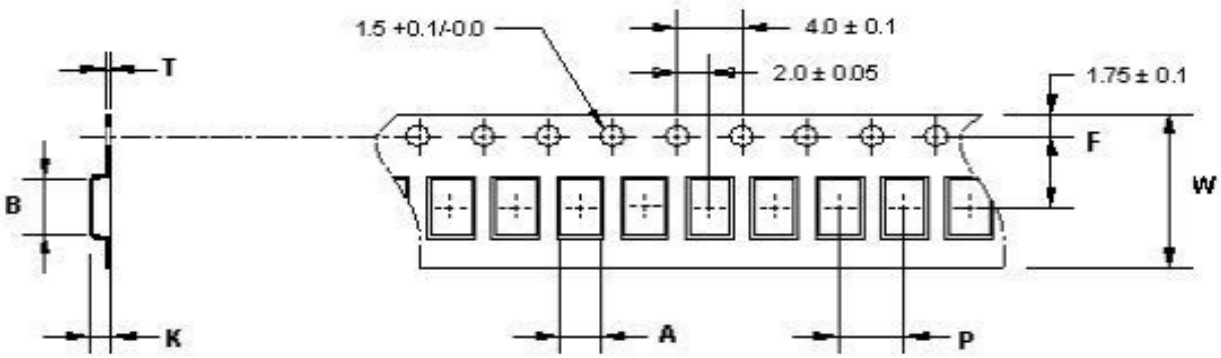

Dimensions in mm

TYPE	Tape Dimensions							Reel Dimensions				Quantity PCS/ REEL	Fig.
	A	B	T	W	P	F	K	A	B	C	D		
HNWN1005	0.67	1.2	0.75	8	2	3.5	-	180	60	13	12.2	4000	1
HNWN1608	1.25	1.85	0.26	8	4	3.5	1.1	180	60	13	12.2	4000	2
HNWN2012	1.60	2.42	0.22	8	4	3.5	1.55	t180	60	13	12.2	2000	2
HNWN2520	2.73	2.9	0.25	8	4	3.5	2.34	180	60	13	12.2	2000	2
HNWN3225	2.96	3.6	0.25	8	4	3.5	2.4	180	60	13	12.2	2000	2

HMMN SERIES



FEATURES

- RoHS compliant
- Miniature SMD type common mode filter for fully automated assembly
- Wide impedance range (30Ω ~ 2200Ω) for noise suppression
- Excellent solderability

Applications

- USB line for personal computers and peripheral
- IEEE 1394 line for personal computers, DVC, STB
- LVDS, panel line for liquid display panels, graph card,etc.

ORDERING CODE

HMMN	2012	Z	220	□	D	00
(1)	(2)	(3)	(4)	(5)	(6)	(7)

M : ±20% Y : ±25% T : ±30%

(1) Type
(2) Dimensions
(3) Internal code
(4) L/Z code
(5) L/Z Tolerance
(6) Material code
(7) Tail code

HMMN-Series

Shape and Dimensions

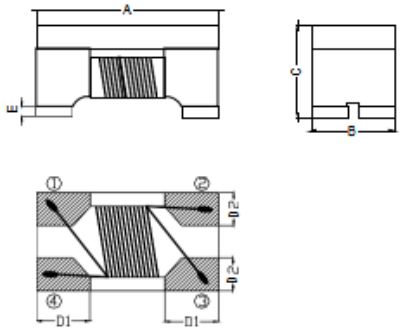

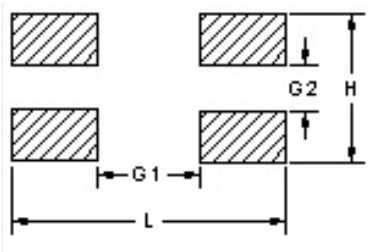

Dimensions in mm

TYPE	A(mm)	B(mm)	C(mm)	D1(mm)	D2(mm)	E(mm)	L(mm)	H(mm)	G1(mm)	G2(mm)
HMMN2012Z	2.0±0.2	1.2±0.2	1.2±0.2	0.50±0.1	0.51±0.1	0.15±0.1	2.6	1.4	1.25	0.45
HMMN3216Z	3.2±0.2	1.6±0.2	2.0±0.2	0.65±0.1	0.6±0.1	0.15±0.1	3.5	1.7	2.3	0.5
HMMN3216L	3.4±0.2	1.6±0.2	2.0±0.2	0.65±0.1	0.6±0.1	0.15±0.1	3.7	1.7	2.3	0.5
HMMN3225Z	3.2±0.2	2.5±0.2	2.5max	0.55±0.1	0.95±0.1	0.15±0.1	4	3.5	1.6	0.6
HMMN3225L	3.2±0.2	2.5±0.2	2.5max	0.55±0.1	0.95±0.1	0.15±0.1	4	3.5	1.6	0.6
HMMN4532Z	4.5±0.2	3.2±0.2	2.8±0.2	1.0±0.3	1.2±0.3	0.15±0.1	4.8	3.8	2.5	0.7
HMMN4532L	4.5±0.2	3.2±0.2	2.8±0.2	1.0±0.3	1.2±0.3	0.15±0.1	4.8	3.8	2.5	0.7

HMMN2012Z series Standard Specifications

Part No.	Common mode Impedance (Ω)	Test Freq.	DCR(Ω) Max	Rated Current (mA) Max	Rated Volt. (Vdc) Max	Withstand Volt. (Vdc) Max	IR(Ω) Min	Tolerance (±%)
HMMN2012Z670□D00	67	100MHz	0.25	400	50	125	10M	20,25,30
HMMN2012Z900□D00	90	100MHz	0.30	400	50	125	10M	20,25,30
HMMN2012Z121□D00	120	100MHz	0.30	400	50	125	10M	20,25,30
HMMN2012Z161□D00	160	100MHz	0.35	350	50	125	10M	20,25,30
HMMN2012Z181□D00	180	100MHz	0.35	350	50	125	10M	20,25,30
HMMN2012Z201□D00	200	100MHz	0.40	300	50	125	10M	20,25,30
HMMN2012Z221□D00	220	100MHz	0.40	300	50	125	10M	20,25,30
HMMN2012Z261□D00	260	100MHz	0.40	300	50	125	10M	20,25,30
HMMN2012Z361□D00	360	100MHz	0.50	300	50	125	10M	20,25,30
HMMN2012Z371□D00	370	100MHz	0.50	300	50	125	10M	20,25,30
HMMN2012Z391□D00	390	100MHz	0.60	300	50	125	10M	20,25,30
HMMN2012Z601□D00	600	100MHz	0.60	300	50	125	10M	20,25,30
HMMN2012Z801□D00	800	100MHz	0.88	300	50	125	10M	20,25,30
HMMN2012Z102□D00	1000	100MHz	1.30	100	50	125	10M	20,25,30

HMMN3216Z series Standard Specifications

Part No.	Common mode Impedance (Ω)	Test Freq.	DCR(Ω) Max	Rated Current (mA) Max	Rated Volt. (Vdc) Max	Withstand Volt. (Vdc) Max	IR(Ω) Min	Tolerance (±%)
HMMN3216Z900□D00	90	100MHz	0.30	400	50	125	10M	20,25,30
HMMN3216Z121□D00	120	100MHz	0.30	350	50	125	10M	20,25,30
HMMN3216Z161□D00	160	100MHz	0.40	350	50	125	10M	20,25,30
HMMN3216Z221□D00	220	100MHz	0.45	300	50	125	10M	20,25,30
HMMN3216Z261□D00	260	100MHz	0.50	300	50	125	10M	20,25,30
HMMN3216Z361□D00	360	100MHz	0.60	300	50	125	10M	20,25,30
HMMN3216Z601□D00	600	100MHz	0.80	300	50	125	10M	20,25,30
HMMN3216Z102□D00	1000	100MHz	1.00	200	50	125	10M	20,25,30
HMMN3216Z222□D00	2200	100MHz	1.20	200	50	125	10M	20,25,30

Note: When ordering, please specify Tolerance code. Tolerance □ : M=±20% , Y=±25% , T=±30%

HMMN3216L series Standard Specifications

Part No.	Inductance (μH)min	Test Freq.	DCR(Ω) Max	Rated Current (mA) Max	Rated Volt. (Vdc) Max	Withstand Volt. (Vdc) Max	IR(Ω) Min
HMMN3216L400UD00	40	100KHz/0.1V	1.5	300	50	125	10M
HMMN3216L600UD00	60	100KHz/0.1V	1.7	200	50	125	10M
HMMN3216L101UD00	100	100KHz/0.1V	3.0	120	50	125	10M

HMMN3225L series Standard Specifications

Part Number	Impedance (Ω) min	Impedance (Ω)typ	Frequency (MHz)	Inductance -30%/+50% (uH)	Test Frequency (KHz/V)	DCR (Ω) max	Rated Current (mA) max	Rated Volt. (Vdc)max	Withstand Volt. (Vdc) max	IR(Ω) min
HMMN3225L110YD00	300	550	10	11	100/0.1	0.4	300	80	125	10M
HMMN3225L220YD00	500	1100	10	22	100/0.1	0.5	250	80	125	10M
HMMN3225L510YD00	1000	2600	10	51	100/0.1	0.7	200	80	125	10M
HMMN3225L101YD00	2000	5100	10	100	100/0.1	1.5	150	80	125	10M

Note: When ordering, please specify Tolerance code. Tolerance □ : M=±20% , Y=±25% , T=±30%

HMMN3225Z series Standard Specifications

Part No.	Common mode Impedance (Ω)	Test Freq.	DCR(Ω) Max	Rated Current (mA) Max	Rated Volt. (Vdc) Max	Withstand Volt. (Vdc) Max	IR(Ω) Min	Tolerance (±%)
HMMN3225Z900YD00	90	100MHz	0.05	1000	50	125	10M	25
HMMN3225Z601YD00	600	100MHz	0.20	1000	50	125	10M	25
HMMN3225Z102YD00	1000	100MHz	0.30	400	50	125	10M	25

HMMN4532Z series Standard Specifications

Part No.	Common mode Impedance (Ω)	Test Freq.	DCR(Ω) Max	Rated Current (mA) Max	Rated Volt. (Vdc) Max	Withstand Volt. (Vdc) Max	IR(Ω) Min	Tolerance (±%)
HMMN4532Z900YD00	90	100MHz	0.05	2000	50	125	10M	25
HMMN4532Z121YD00	120	100MHz	0.07	1600	50	125	10M	25
HMMN4532Z331YD00	330	100MHz	0.11	1100	50	125	10M	25
HMMN4532Z601YD00	600	100MHz	0.12	1000	50	125	10M	25
HMMN4532Z801YD00	800	100MHz	0.18	900	50	125	10M	25
HMMN4532Z102YD00	1000	100MHz	0.19	800	50	125	10M	25
HMMN4532Z142YD00	1400	100MHz	0.20	700	50	125	10M	25

HMMN4532L series Standard Specifications

Part No.	Inductance(μH) 100kHz/0.1V	"Impedance (Ω) 10MHz" min	"Impedance (Ω) 10MHz" typ	"DC Resistance " (Ω) max	Rated Current (mA)max	Rated Volt. (Vdc) Max	"Withstand Volt. (Vdc)" Max	IR(Ω) Min
HMMN4532L110TD00	11±30%	300	600	0.6	250	50	125	10M
HMMN4532L220TD00	22±30%	500	1200	1.0	200	50	125	10M
HMMN4532L510TD00	51±30%	1000	2800	1.0	200	50	125	10M
HMMN4532L680TD00	68±30%	1500	3500	1.2	200	50	125	10M
HMMN4532L101TD00	100±30%	2000	5800	2.0	200	50	125	10M
HMMN4532L121TD00	120±30%	2500	6500	4.0	200	50	125	10M
HMMN4532L161TD00	160±30%	3000	7500	4.0	200	50	125	10M
HMMN4532L201TD00	200±30%	4000	9000	4.5	100	50	125	10M

Note: When ordering, please specify Tolerance code. Tolerance □ : M=±20% , Y=±25% , T=±30%

Product Characteristic Curve

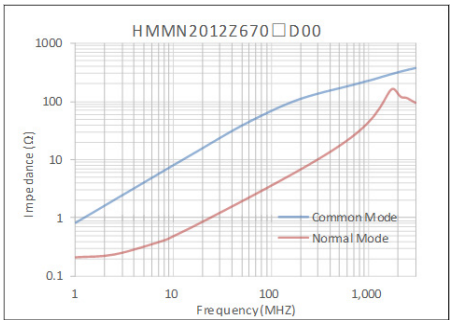

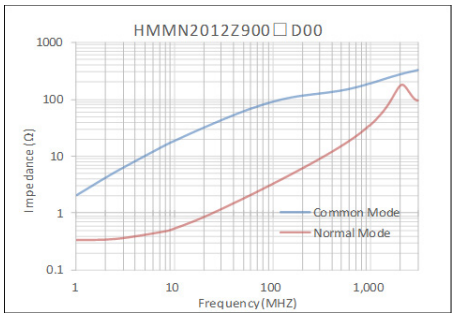

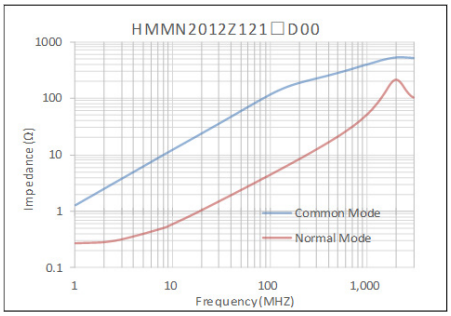

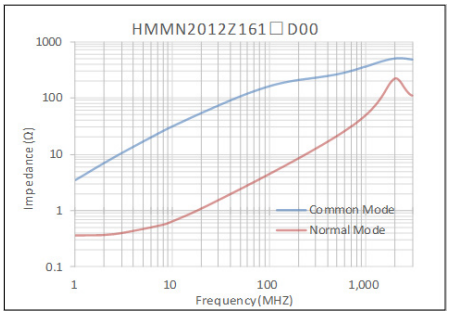

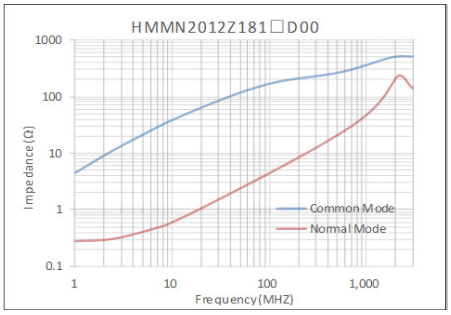

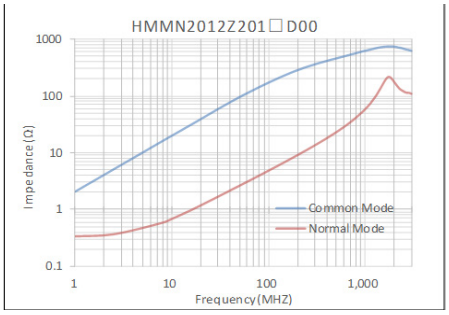

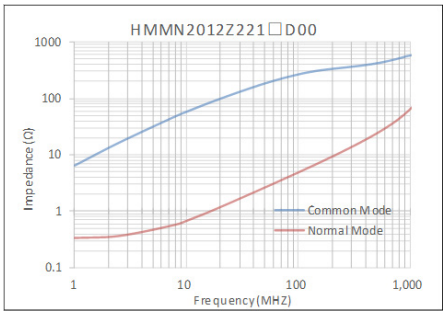

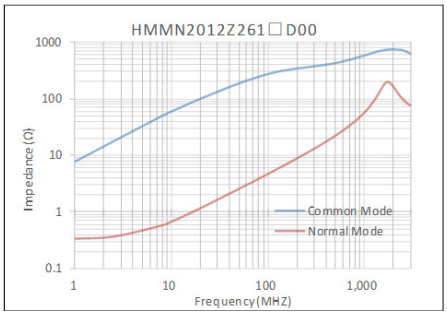

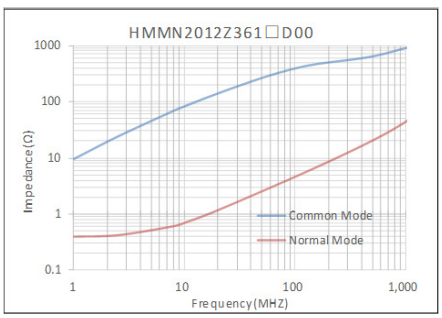

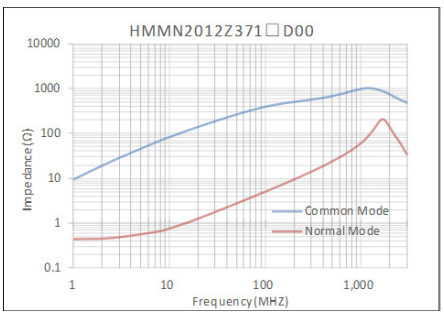

Product Characteristic Curve

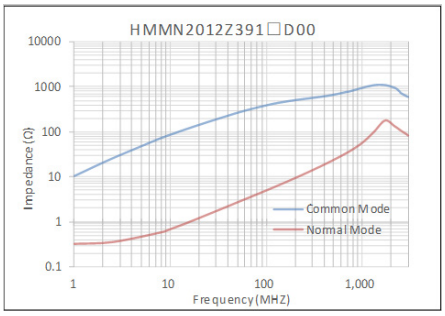

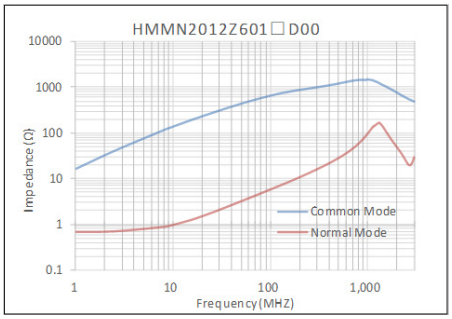

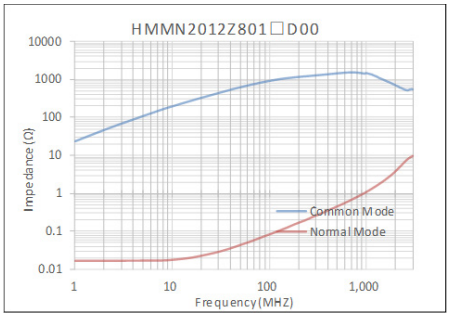

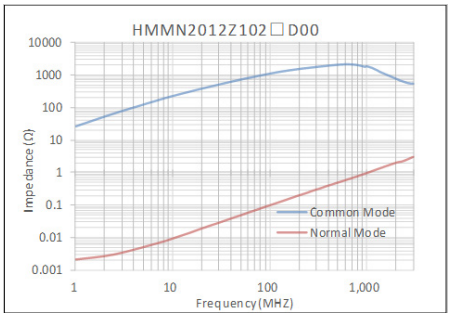

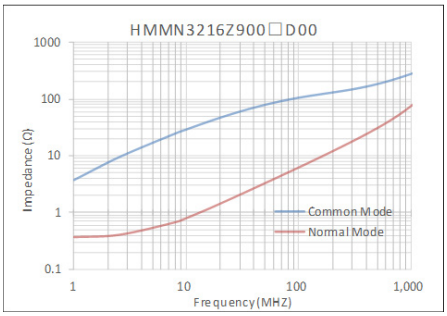

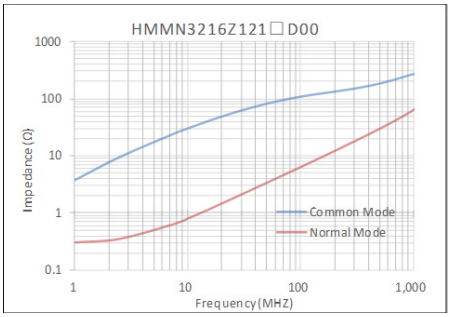

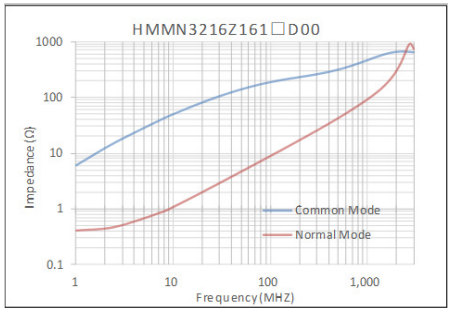

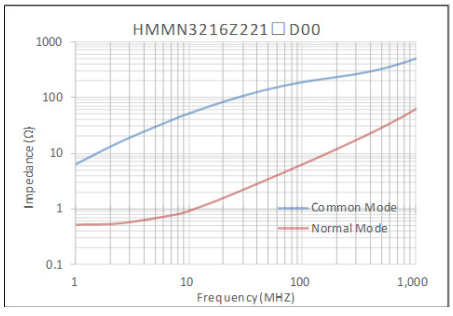

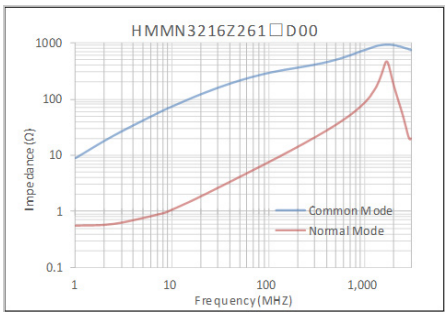

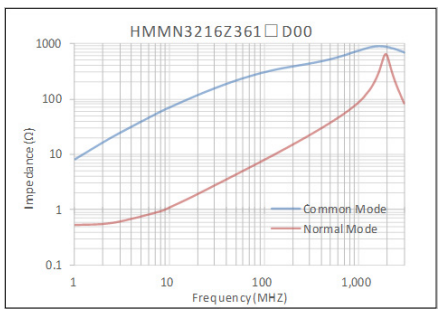

Product Characteristic Curve

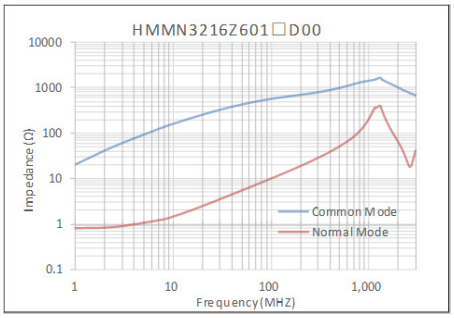

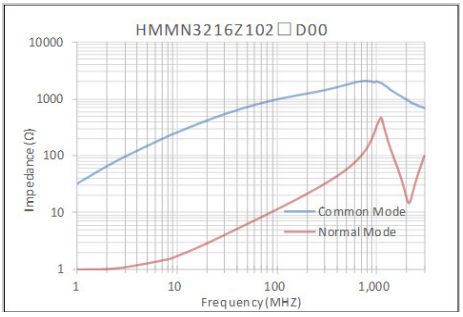

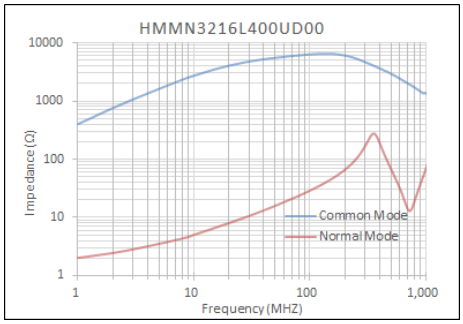

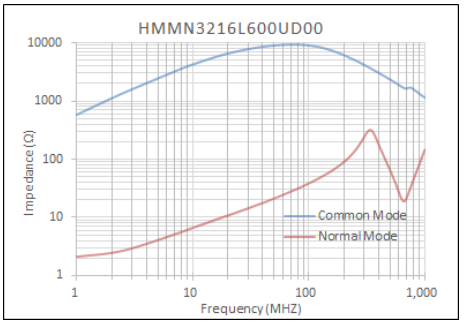

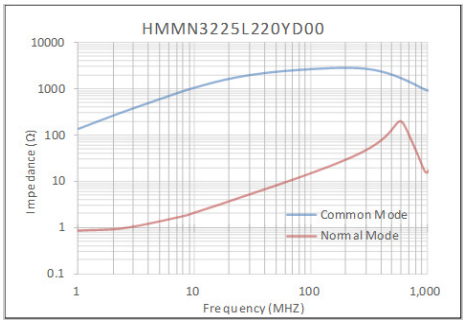

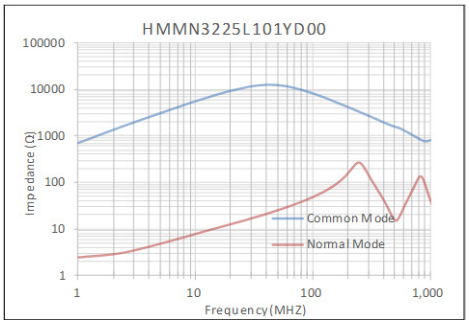

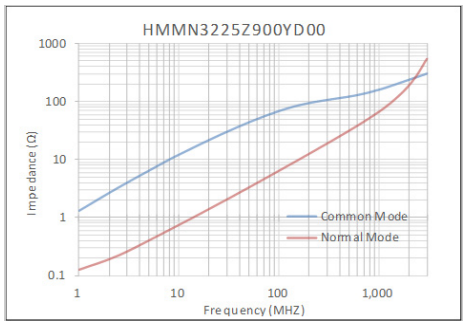

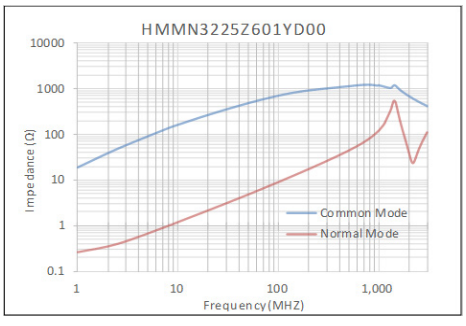

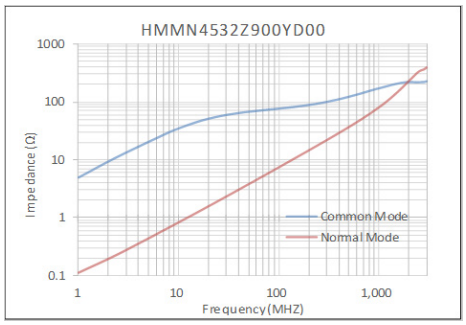

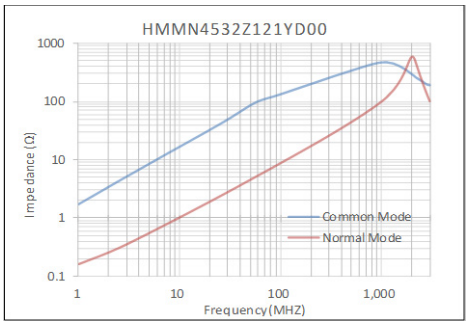

Product Characteristic Curve

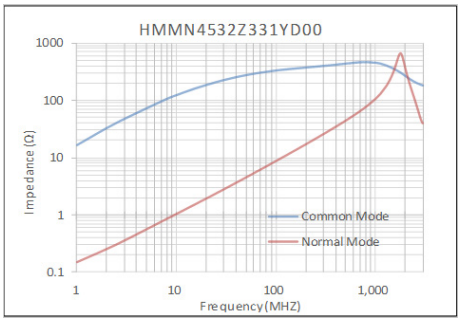

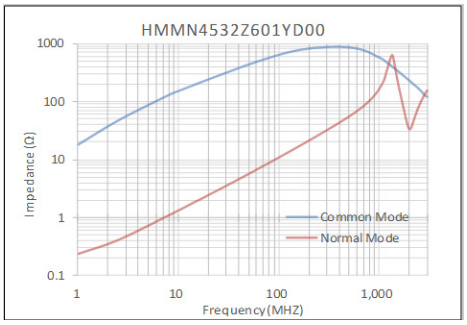

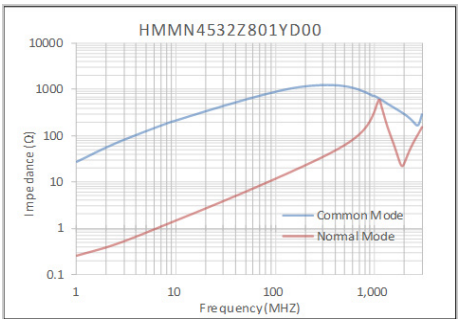

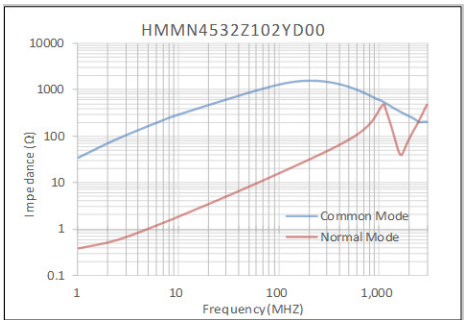

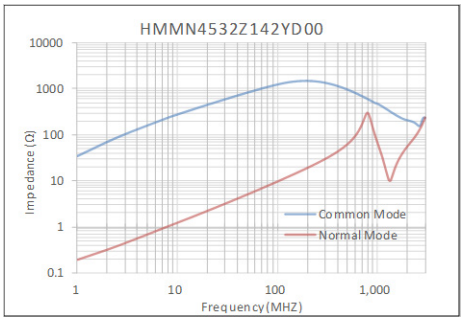

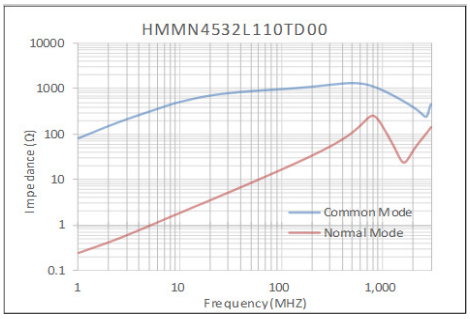

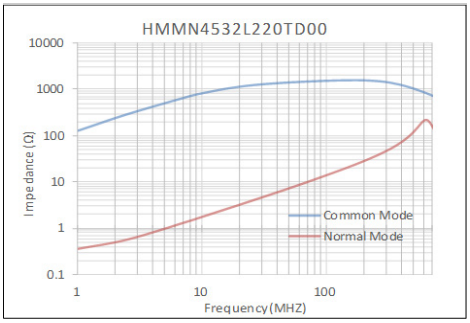

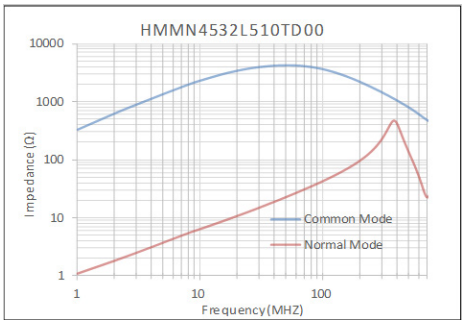

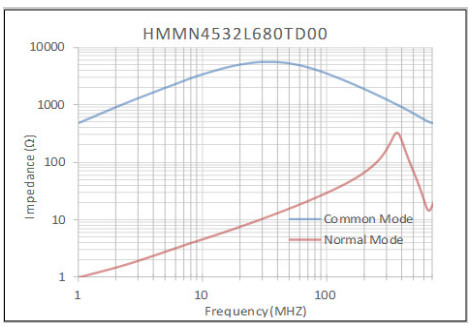

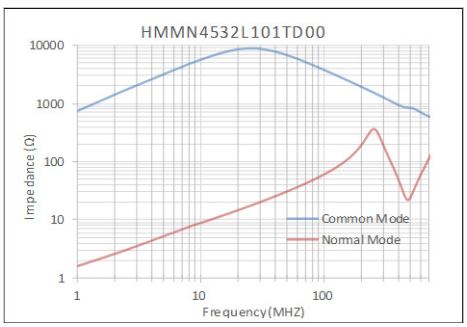

Product Characteristic Curve

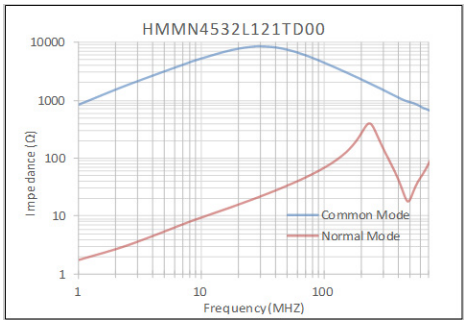

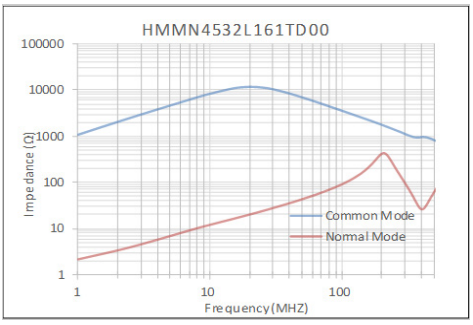

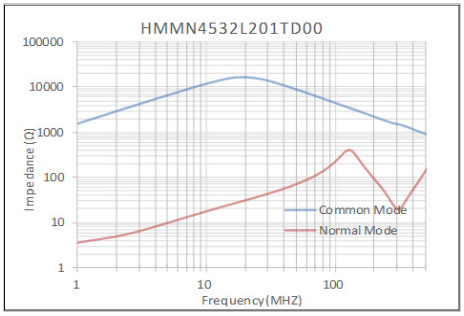

Packaging Specifications

Tape Dimensions	Reel Dimensions

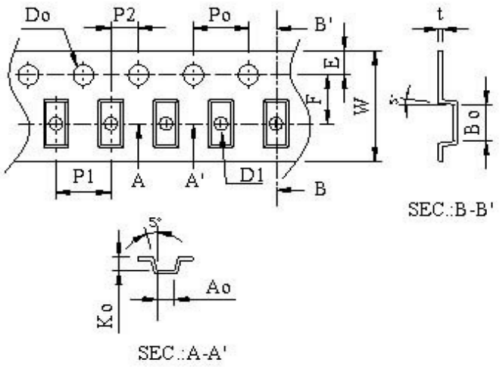

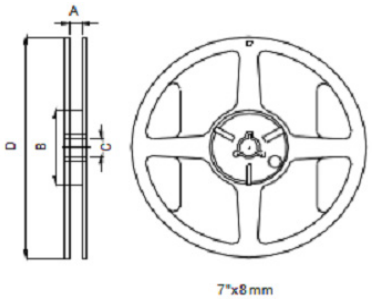

Dimensions in mm

TYPE	Tape Dimensions															Quantity PCS/REEL
	A0	B0	K0	W	P1	P0	P2	D0	E	F	T	A	B	C	D	
HMMN2012	1.50	2.35	1.45	8	4	4	2	1.5	1.75	3.5	0.28	9	60	13	178	2000
HMMN3216	1.88	3.50	2.2	8	4	4	2	1.5	1.75	3.5	0.28	9	60	13	178	2000
HMMN3225	2.88	3.72	2.5	8	4	4	2	1.5	1.75	3.5	0.28	9	60	13	178	1500
HMMN4532	3.60	4.90	3	12	8	4	2	1.5	1.75	5.5	0.28	13.2	60	13	178	500

HMMN SERIES

FEATURES



- RoHS compliant
- Miniature SMD type common mode filter for fully automated assembly
- Chip common mode filter for large current applications
- For each series, there is excellent common mode impedance and noise suppression in a compact case

Applications

- Power line noise countermeasure for various electronic equipment.
- Preventive measure against common mode noise radiation emissions from power line or else Best for high current circuit such as car, wireless charging and power device design.

ORDERING CODE

HMMN	7060	Z	220	□	D	00
(1)	(2)	(3)	(4)	(5)	(6)	(7)

M : ±20% Y : ±25% T : ±30%

(1) Type
(2) Dimensions
(3) Internal code
(4) L/Z code
(5) L/Z Tolerance
(6) Material code
(7) Tail code

HMMN-Series

Shape and Dimensions

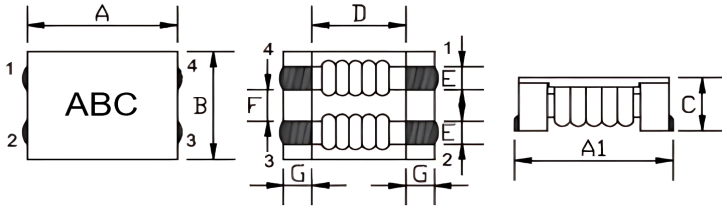

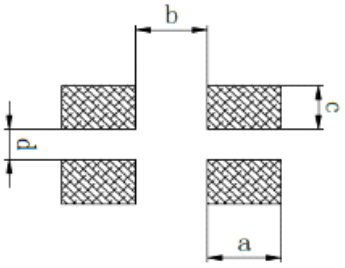

Dimensions in mm

TYPE	A(mm)	A1(mm)	B(mm)	C(mm)	D(mm)	E(mm)	F(mm)	G(mm)
HMMN7060Z	7.0±0.5	7.5±0.6	6.0±0.5	3.8Max	3.5Typ	1.5Typ	1.5Typ	1.7Typ
HMMN9070Z	9.0±0.5	9.5±0.6	7.0±0.5	5.0Max	5.7Typ	1.8Typ	2.0Typ	1.7Typ
HMMN1211Z	12.0±0.5	12.5±0.6	10.8±0.5	6.6Max	7.0Typ	2.7Typ	2.5Typ	2.5Typ
HMMN1513Z	15.0±0.5	15.6±0.6	13.0±0.5	6.6Max	9.4Typ	2.6Typ	3.8Typ	3.0Typ

TYPE	a(mm)	b(mm)	c(mm)	d(mm)
HMMN7060Z	3.0	2.9	1.9	1.3
HMMN9070Z	3.0	5.0	2.0	1.8
HMMN1211Z	3.9	6.1	3.1	2.3
HMMN1513Z	4.2	10.0	3.1	3.2

HMMN7060Z series Standard Specifications

Part No.	Impedance (Ω) Min(Typ)	Test Freq.	DCR (mΩ) Max	Rated Current (A) Max	Rated Volt. (Vdc) Max	IR (Ω) Min	Marking
HMMN7060Z400UB00	40 (70)	100MHZ	5.0	15.0	125.0	10M	400
HMMN7060Z101UB00	100 (140)	100MHZ	10.0	9.0	125.0	10M	101
HMMN7060Z301UB00	225 (300)	100MHZ	10.0	5.0	125.0	10M	301
HMMN7060Z501UB00	275 (350)	100MHZ	10.0	5.0	125.0	10M	501
HMMN7060Z601UB00	500 (700)	100MHZ	15.0	4.0	125.0	10M	601
HMMN7060Z701UB00	500 (700)	100MHZ	15.0	4.0	125.0	10M	701
HMMN7060Z102UB00	800 (1020)	100MHZ	17.0	3.0	125.0	10M	102
HMMN7060Z132UB00	910 (1300)	100MHZ	25.0	2.5	125.0	10M	132

HMMN9070Z series Standard Specifications

Part No.	Impedance (Ω) Min(Typ)	Test Freq.	DCR (mΩ) Max	Rated Current (A) Max	Rated Volt. (Vdc) Max	IR (Ω) Min	Marking
HMMN9070Z301UB00	225 (300)	100MHZ	6.0	6.0	125.0	10M	301
HMMN9070Z501UB00	450 (600)	100MHZ	8.0	5.5	125.0	10M	501
HMMN9070Z701UB00	500 (700)	100MHZ	10.0	5.0	125.0	10M	701
HMMN9070Z102UB00	750 (1000)	100MHZ	13.0	4.0	125.0	10M	102
HMMN9070Z222UB00	1700 (2200)	100MHZ	60.0	2.5	125.0	10M	222
HMMN9070Z272UB00	2000 (2700)	100MHZ	65.0	2.0	125.0	10M	272
HMMN9070Z302UB00	2500 (3000)	100MHZ	70.0	1.9	125.0	10M	302

1.Operating temperature range -40℃ ~125℃ (Including self - temperature rise)

HMMN1211 series Standard Specifications

Part No.	Impedance (Ω) Min(Typ)	Test Freq.	DCR (mΩ) Max	Rated Current (A) Max	Rated Volt. (Vdc) Max	IR (Ω) Min	Marking
HMMN1211Z800UB00	80 (230)	100MHZ	4.0	10.0	125.0	10M	800
HMMN1211Z701UB00	500 (700)	100MHZ	6.0	8.0	125.0	10M	701
HMMN1211Z801UB00	600 (800)	100MHZ	8.0	8.0	125.0	10M	801
HMMN1211Z102UB00	750 (1000)	100MHZ	14.0	6.0	125.0	10M	102
HMMN1211Z132UB00	910 (1300)	100MHZ	23.0	4.5	125.0	10M	132
HMMN1211Z222UB00	2200 (2500)	100MHZ	35.0	1.8	125.0	10M	222
HMMN1211Z272UB00	2300 (2700)	100MHZ	50.0	1.5	125.0	10M	272

HMMN1513 series Standard Specifications

Part No.	Impedance (Ω) Min(Typ)	Test Freq.	DCR (mΩ) Max	Rated Current (A) Max	Rated Volt. (Vdc) Max	IR (Ω) Min	Marking
HMMN1513Z301UB00	225 (300)	100MHz	5.0	13.0	80.0	10M	301
HMMN1513Z501UB00	400 (550)	100MHz	6.0	10.0	80.0	10M	501
HMMN1513Z551UB00	400 (550)	100MHz	6.0	10.0	80.0	10M	551
HMMN1513Z601UB00	500 (600)	100MHz	7.0	10.0	80.0	10M	601
HMMN1513Z701UB00	500 (700)	100MHz	7.0	10.0	80.0	10M	701
HMMN1513Z102UB00	800 (1000)	100MHz	10.0	9.0	80.0	10M	102
HMMN1513Z152UB00	1200 (1500)	100MHz	23.0	5.0	80.0	10M	152

1.Operating temperature range -40℃ ~125℃ (Including self - temperature rise)

Product Characteristic Curve

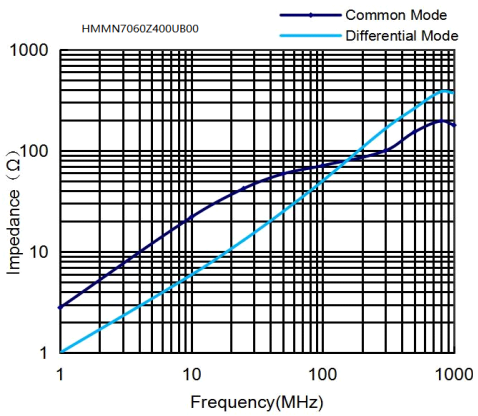

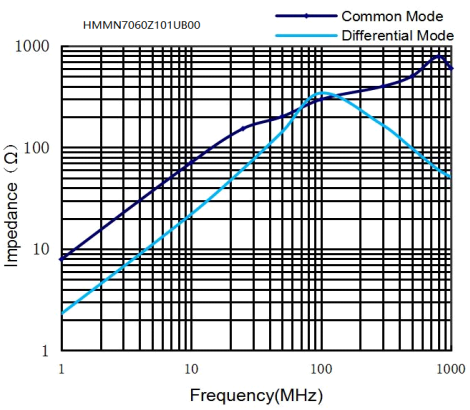

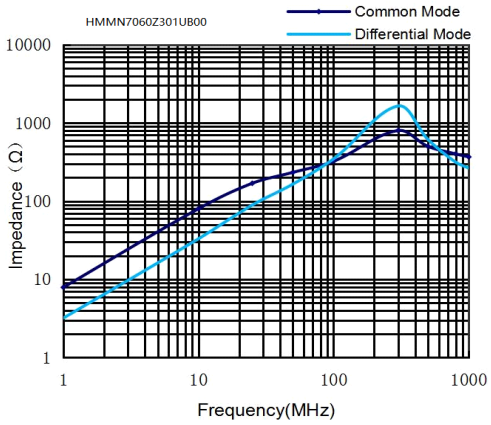

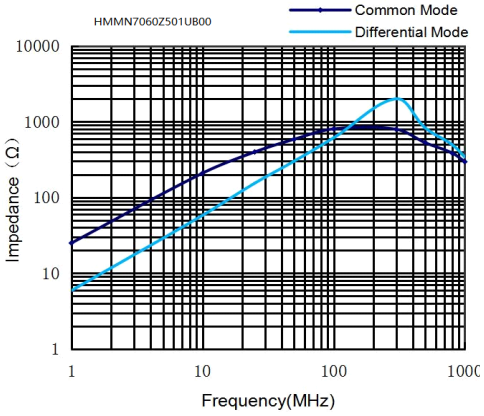

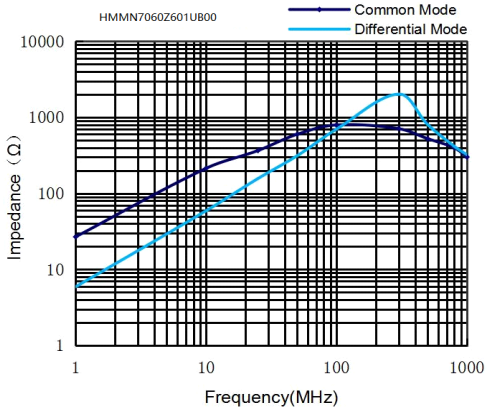

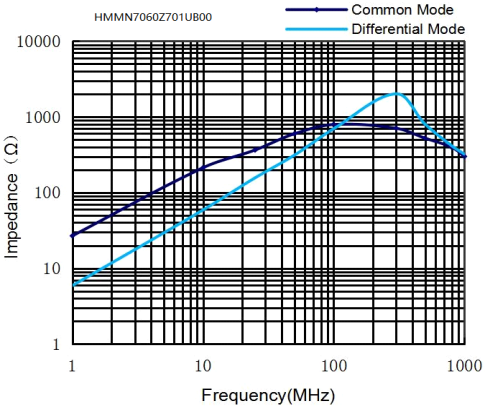

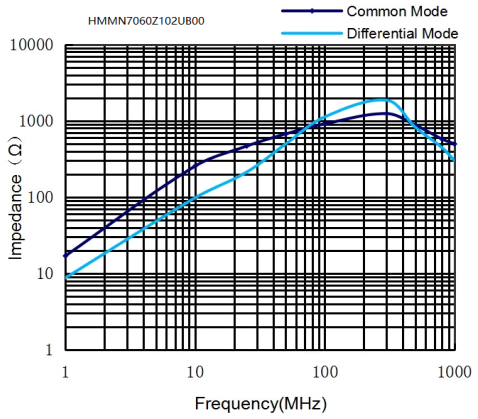

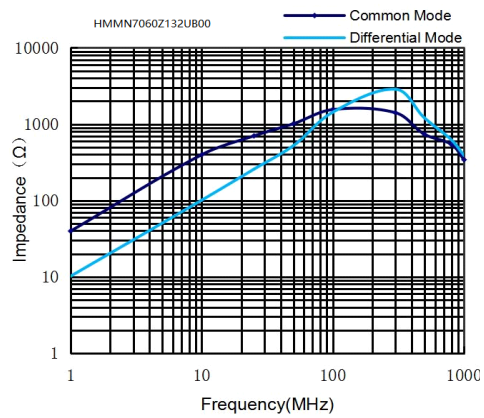

Product Characteristic Curve

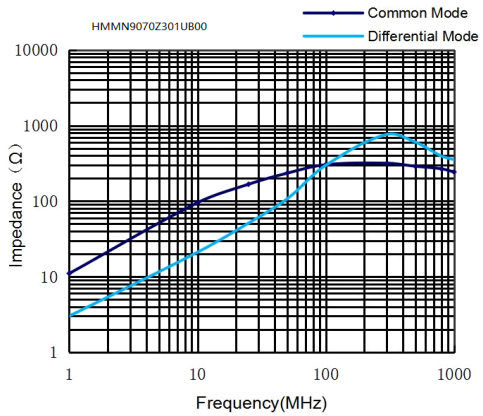

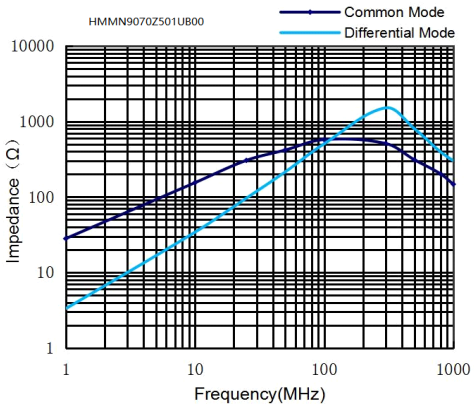

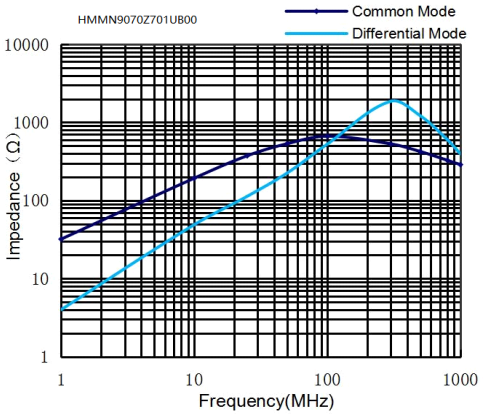

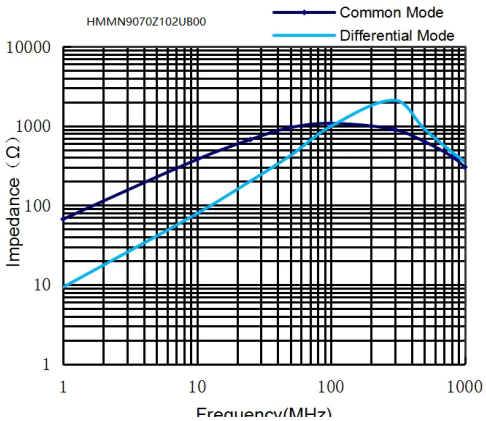

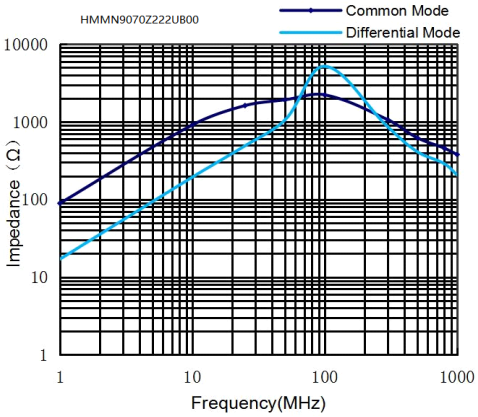

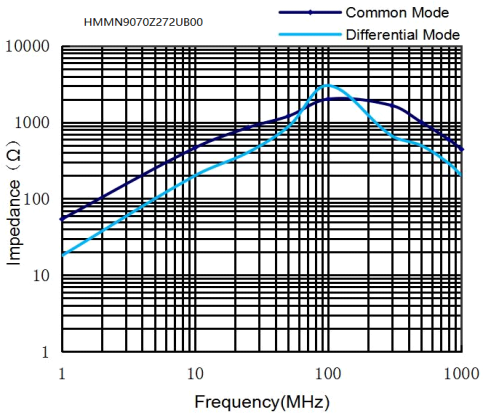

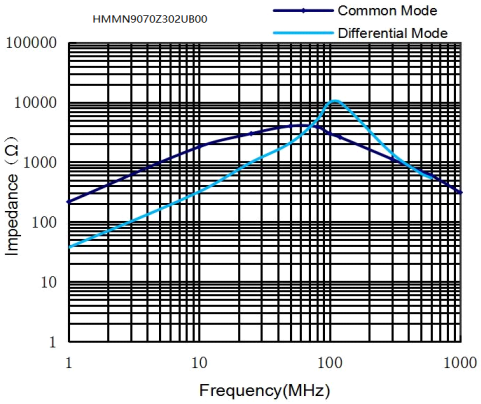

Product Characteristic Curve

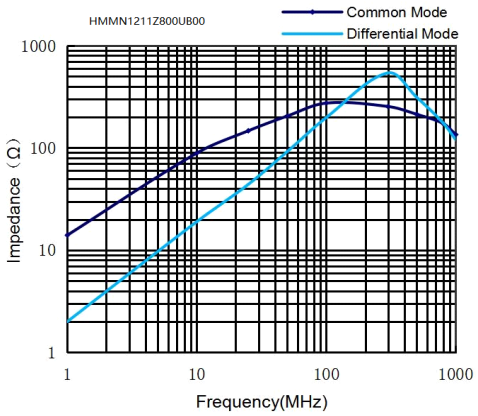

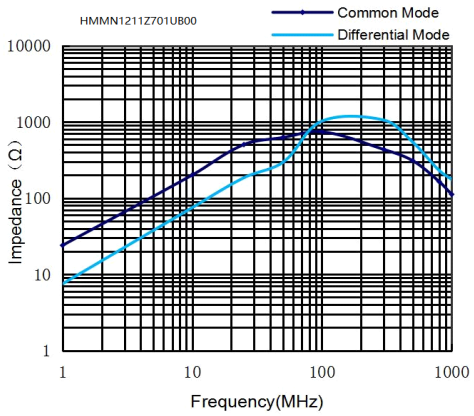

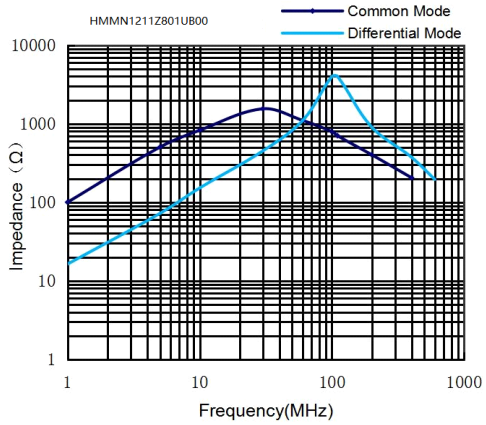

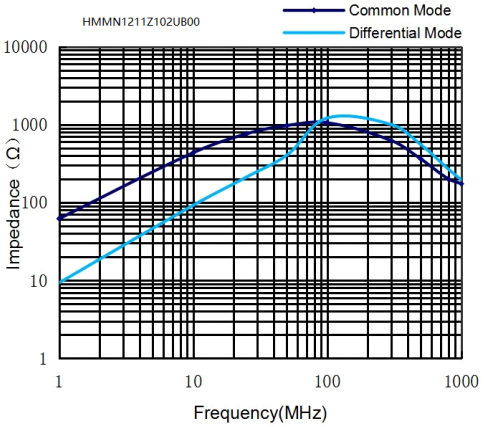

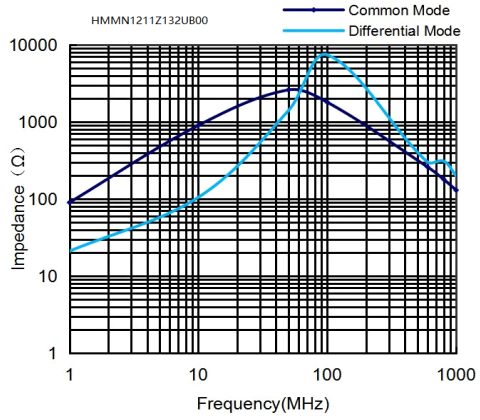

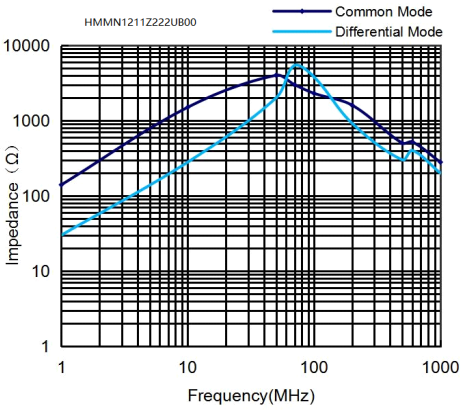

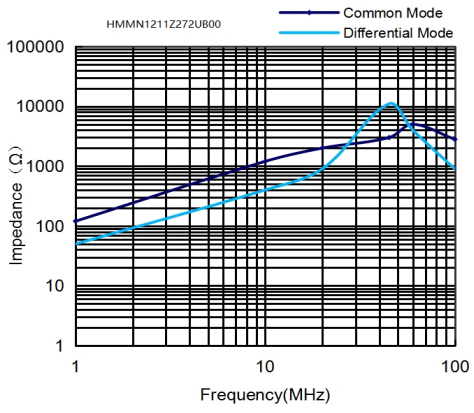

Product Characteristic Curve

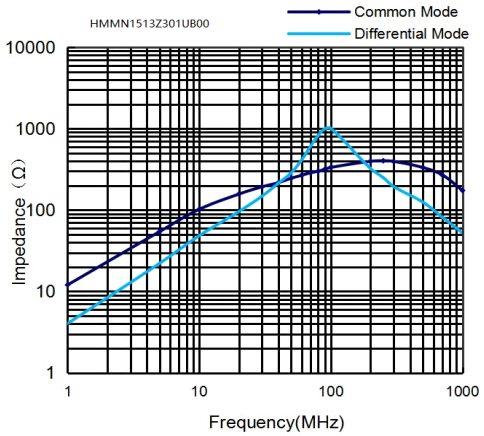

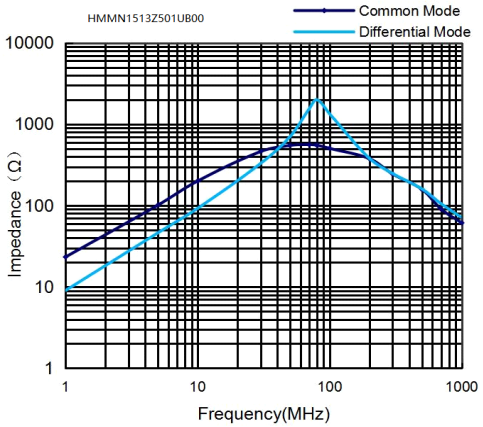

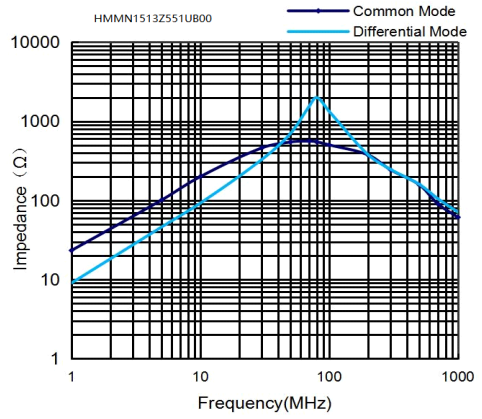

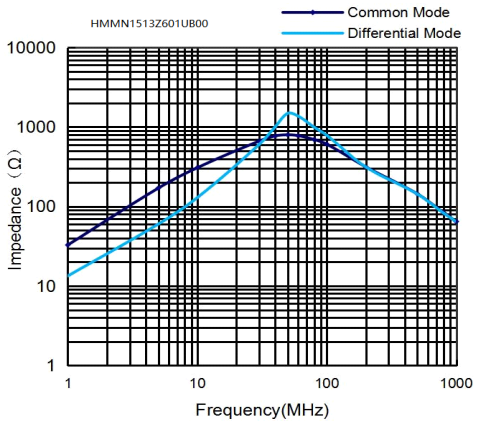

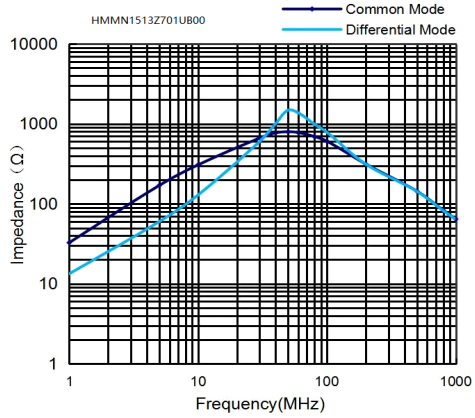

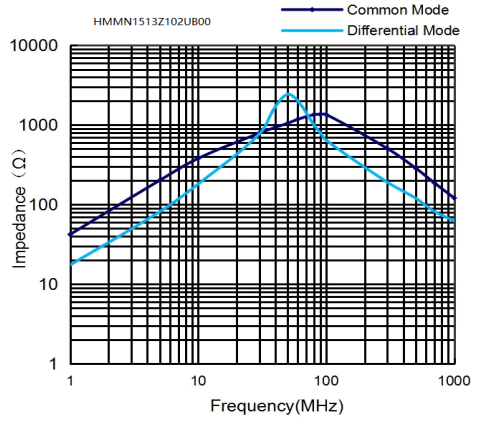

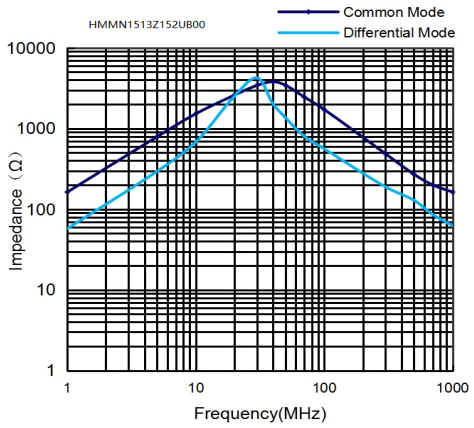

Packaging Specifications

Tape Dimensions	Reel Dimensions

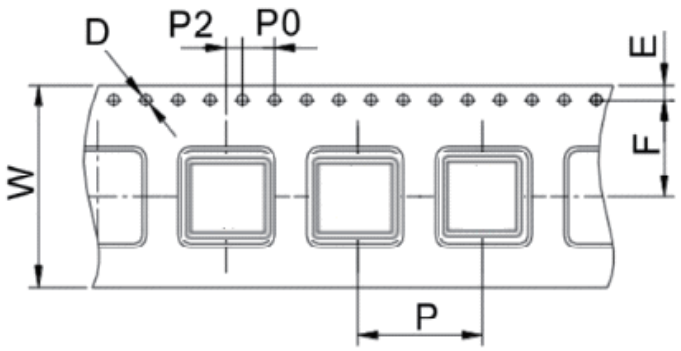

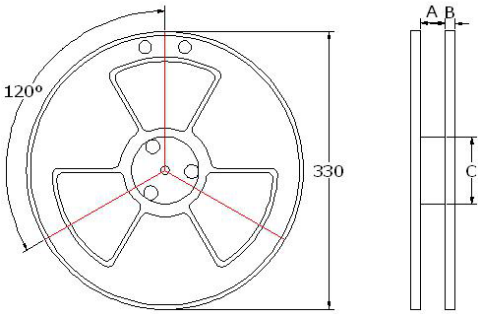

Dimensions in mm

TYPE	Tape Dimensions						Reel Dimensions			Quantity PCS/REEL
	A0	B0	K0	W	P	T	A	B	C	
HMMN7060	6.35	7.9	3.8	16.0	12.0	0.4	16.5	2.30	100	2000
HMMN9070	7.60	9.6	5.1	24.0	16.0	0.40	24.5	2.30	100	2000
HMMN1211	11.30	13.0	6.6	24.0	16.0	0.40	24.5	2.30	100	1500
HMMN1513	14.00	16.0	6.6	24.0	20.0	0.45	24.5	2.30	100	500

HMPN SERIES

FEATURES



- Low cost
- Wide range of inductance
- High reliability

Applications

- Switching circuit
- OA device
- Electronics

ORDERING CODE

HMPN	0717	N	100	□	N	T	00
(1)	(2)	(3)	(4)	(5)	(6)	(7)	(8)

(1) Type
(2) Dimensions
(3) Material code
(4) Inductance
(5) Inductance Tolerance
(6) Marking Code
(7) Internal code
(8) Tail code

J : ±5% K : ±10% L : ±15% M : ±20% Y : ±25% T : ±30%

Shape and Dimensions

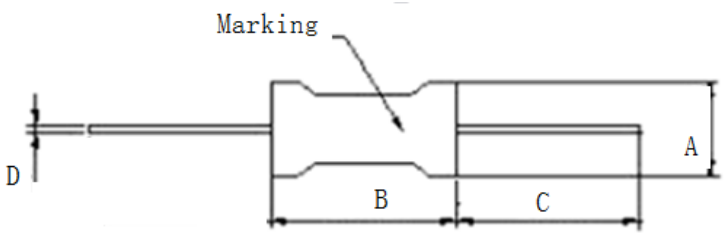

Dimensions in mm

TYPE	A	B	C	D
HMPN0717	8.50^{+0}	17.0^{+0}	20^{-0}	0.8
HMPN1126	12.5^{+0}	26.5^{+0}	20^{-0}	0.8
HMPN1223	13.5^{+0}	23.5^{+0}	20^{-0}	0.8

Electrical Characteristics

Part No.	Inductance(μH)	Test Freq.	DCR(Ω)Max	Isat(mA)Max
HMPN0717	3.90~18000.00	1KHz,1V	0.019~48.300	3600~40
HMPN1126	10.00~22000.00	1KHz,1V	0.023~24.000	4200~85
HMPN1223	27000.00~1000000.00	1KHz,1V	26.000~1100.000	80 ~15

NOTE: □-Tolerance M=±20% / T=±30%/K=±10%

1.Operating temperature range — 25℃～85℃ (Including self - temperature rise)

2.Isat for Inductance drop 10% from its value without current.

HCPN SERIES



FEATURES

- Low cost
- Wide range of inductance
- High reliability

Applications

- Switching circuit
- OA device
- Electronics

ORDERING CODE

HCPN	1420	N	100	□	N	T	00
(1)	(2)	(3)	(4)	(5)	(6)	(7)	(8)

(1) Type
(2) Dimensions
(3) Material code
(4) Inductance
(5) Inductance Tolerance
(6) Marking Code
(7) Internal code
(8) Tail code

J : ±5% K : ±10% L : ±15% M : ±20% Y : ±25% T : ±30%

Shape and Dimensions

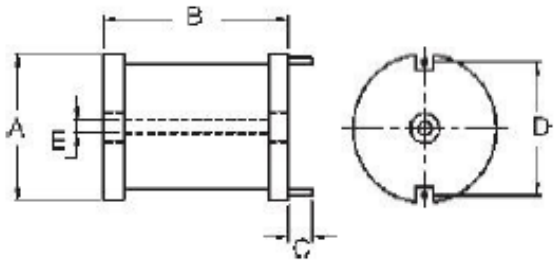

Dimensions in mm

TYPE	A	B	C	D	E
HCPN1420	17^{+0}	22^{+0}	15±2	12	3.0
HCPN1920	22^{+0}	22^{+0}	15±2	15	4.0
HCPN2420	28^{+0}	22^{+0}	15±2	22	4.0

Electrical Characteristics

Part No.	Inductance(μH)	Test Freq.	DCR(Ω)Max	Isat(mA)Max
HCPN1420	1.00~560.00	1KHz,1V	0.003~0.696	9.0~0.8
HCPN1920	1.00~2200.00	1KHz,1V	0.003~1.540	11.4~0.8
HCPN2420	1.00~4700.00	1KHz,1V	0.003~1.860	21.0 ~1.0

NOTE: □-Tolerance M=±20% / T=±30%/K=±10%

1.Operating temperature range — 25℃ ~ 85℃ (Including self - temperature rise)

2.Isat for Inductance drop 10% from its value without current.

HNPN SERIES



FEATURES

- Low cost
- Wide range of inductance
- High reliability

Applications

- Switching circuit
- OA device
- Electronics

ORDERING CODE

HNPN	0810	N	100	□	W	P	00
(1)	(2)	(3)	(4)	(5)	(6)	(7)	(8)

(1) Type
(2) Dimensions
(3) Material code
(4) Inductance
(5) Inductance Tolerance
(6) Marking Code
(7) Internal code
(8) Tail code

J : ±5% K : ±10% L : ±15% M : ±20% Y : ±25% T : ±30%

Shape and Dimensions

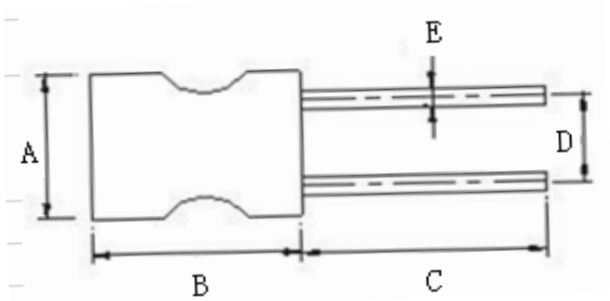

Dimensions in mm

TYPE	A	B	C	D	E
HNPN0406	6.00^{+0}	8.00^{+0}	10.0^{+0}	2.0±0.5	0.5
HNPN0608	8.00^{+0}	10.0^{+0}	10.0^{+0}	3.5±0.5	0.65
HNPN0810	10.0^{+0}	12.0^{+0}	10.0^{+0}	5.0±0.5	0.65
HNPN1016	13.0^{+0}	19.0^{+0}	10.0^{+0}	6.5±0.5	0.8
HNPN1216	15+0	19.0^{+0}	10.0^{+0}	7.5±0.5	0.8

Electrical Characteristics

Part No.	Inductance(μH)	Test Freq.	Q	DCR(Ω)	Isat(mA)
HNPN0406	1.00~820.00	0.796MHz~7.96MHz	50~80	0.15~9.50	300.00~50.00
HNPN0608	1000.00~47000.00	252KHz~7.96MHz	80	4.00~190.00	110.00~15.00
HNPN0810	1.00~100000.00	79.6KHz~7.96MHz	**50~110**	0.02~180.00	3400.00~20.00
HNPN1016	4.70~22000.00	1KHz	/	0.018~23.4	10.00~0.10

NOTE: □-Tolerance M=±20% / T=±30%/K=±10%

1.Operating temperature range — 25℃ ~ 85℃ (Including self - temperature rise)

2.Isat for Inductance drop 10% from its value without current.

HUASUNtech

HUNAN HUASUN TECHNOLOGY CO.,LTD

电话：0745-6711668
邮箱：sales@huasuntech.cn
网址：www.huasuntech.cn
地址：湖南省芷江侗族自治县罗旧华晟科技园